



THE SOUTHERN NEVADA HEALTH DISTRICT'S WEEKLY WASTEWATER SURVEILLANCE REPORT

June 17, 2026

Prepared by:
Jeremiah Zablon
Epidemiologist
Office of Epidemiology
Southern Nevada Health District

Contents

Definitions 3

Purpose 3

SARS–CoV-2 Viral Concentration Trends in Clark County 6

Flamingo Water Reclamation District Plant 6

City of Mesquite Wastewater Treatment Plant 7

Boulder City Wastewater Treatment Plant 8

SARS-CoV-2 Concentrations Interpretation 9

SARS-CoV-2 Variants Circulating 10

Flamingo Water Reclamation District Plant 10

Mesquite Wastewater Treatment Plant 11

Boulder City Wastewater Treatment Plant 12

Influenza A Viral Concentration Trends in Clark County 13

Flamingo Water Reclamation District Plant 13

City of Mesquite Wastewater Treatment Plant 14

Boulder City Wastewater Treatment Plant 15

Influenza B Viral Concentration Trends in Clark County 17

Flamingo Water Reclamation District Plant 17

City of Mesquite Wastewater Treatment Plant 18

Boulder City Wastewater Treatment Plant 19

Interpretation of Influenza B Concentrations 20

Respiratory Syncytial Virus (RSV) Viral Concentration Trends in Clark County 21

Flamingo Water Reclamation District Plant 21

City of Mesquite Wastewater Treatment Plant 22

Boulder City Wastewater Treatment Plant 23

Respiratory Syncytial Virus (RSV) Concentrations Interpretation 24

Norovirus Viral Concentration Trends in Clark County 25

Flamingo Water Reclamation District Plant 25

Interpretation of Norovirus Concentrations 26

Rotavirus Viral Concentration Trends in Clark County 27

Flamingo Water Reclamation District Plant 27

Interpretation of Rotavirus Concentrations 28

***Enterovirus D68* Viral Concentration Trends in Clark County** 29

Flamingo Water Reclamation District Plant 29

Interpretation of *Enterovirus D68* Concentrations 30

Hepatitis A (HepA) Viral Concentration Trends in Clark County 31

Flamingo Water Reclamation District Plant 31

Interpretation of Hepatitis A Concentrations 32

***Candida Auris* Fungal Concentration Trends in Clark County** 33

Flamingo Water Reclamation District Plant 33

Interpretation of *Candida Auris* Concentrations 34

Adenovirus Group F Concentration Trends in Clark County 35

Flamingo Water Reclamation District Plant 35

Interpretation of Adenovirus Group F Concentrations 36

Parvovirus Concentration Trends in Clark County 37

Flamingo Water Reclamation District Plant 37

Parvovirus Concentrations Interpretation 38

Human Metapneumovirus Concentration Trends in Clark County 39

Flamingo Water Reclamation District Plant 39

Human Metapneumovirus Concentrations Interpretation 40

Influenza H5 Viral Detection Comparing to Neighboring States 41

West Nile Virus Viral Detection Comparing to Neighboring States 42

MPOX Clade 1b Viral Detection Comparing to Neighboring States 43

MPOX Clade II Viral Detection Comparing to Neighboring States 44

Measles Viral Detection Comparing to Neighboring States 45

References 46

Appendix 47

Definitions

Clade: A group that includes a common ancestor and all its descendants.

Dominant Variants: Versions of a virus, gene, or trait that are currently the most widespread or prevalent in a population.

Grab Sample: A single, discrete sample of wastewater collected at a specific time and location.

Liquid matrices: Refers to the fluid portion of sewage collected for testing and analysis.

Solid matrices: Water refers to the solid material (biosolids or sludge) that is separated from liquid wastewater during the treatment process.

Wastewater Scan: An organization focused on sewage, community, and network-based efforts that conducts wastewater surveillance to detect pathogens present in wastewater.

Variants of Interest (VOI): Viral variants with genetic changes that may affect transmissibility, diagnostics, or immune escape and are showing signs of increased spread.

Variant of Concern (VOC): A mutated form of a virus that demonstrates one or more of the following characteristics: increased ability to spread, greater severity of illness, reduced effectiveness of treatments, vaccines, or diagnostic tools, and the ability to evade immune protection.

Variants Under Monitoring (VOM): KS.1.1, KP.3.3, LP.8.1, NB.1.8.1, KP.3, XFG

Verily: A private laboratory vendor contracted by CDC to test wastewater across the country for pathogen markers.

PMMoV (Pepper Mild Mottle Virus): It is a plant virus commonly found in human feces due to widespread consumption of pepper-containing foods.

Concentration levels: The viral concentration levels classify them into Low, Medium, and High based on tertile cutoffs from the data's distribution. It then identifies the minimum and maximum values within each group to define the range for each concentration level.

Symbols: Increasing: ↑ Decreasing: ↓ No change: →

Purpose

This report highlights the changes in wastewater concentration for selected pathogens within Clark County, Nevada. This report includes data for SARS-CoV-2, Influenza (Flu) A, Influenza (Flu) B, Respiratory syncytial virus (RSV), Measles, *Candida Auris*, Rotavirus, Adenovirus group F, Hepatitis A, Parvovirus, Norovirus, and Mpox (clade II). All data was obtained from the Clark County Water Reclamation District, Flamingo Water Resource Center, City of Mesquite, Boulder City, selected Utah wastewater treatment facilities and California wastewater treatment facilities and is analyzed and reported by **Wastewater Scan** (<https://www.wastewaterscan.org/en>) a collaborative project led by **Stanford University**, **Emory University**^{2,3}, and **Verily**¹, funded through philanthropic support to Stanford and Verily laboratories (<https://verily.com/>). The map below visualizes the wastewater treatment facilities in Nevada. A map of wastewater treatment facilities in Nevada is provided in the appendix.

Note: The Southern Nevada Health District (SNHD) uses PMMoV microbial normalization, while the CDC and the state rely on viral-activity normalization.

Executive Summary of June 17, 2026, Report

This report summarizes the latest wastewater pathogen surveillance results for Clark County, Nevada, and surrounding regions. The analysis focuses on three key facilities: the Flamingo Water Reclamation District Plant (FWRD), Mesquite Wastewater Treatment Plant, and Boulder Wastewater Treatment Plant, with comparisons to selected sites in Utah and California. Surveillance was carried out by WastewaterSCAN and Verily, targeting a wide range of pathogens, including SARS-CoV-2 and its variants, seasonal respiratory viruses (Influenza A, Influenza B, RSV, Human Metapneumovirus (HMPV)), and gastrointestinal pathogens (Norovirus, Rotavirus, *Enterovirus D68*, Hepatitis A). The study also accounts for site-level differences, noting that variations in sampling and analytical methods may influence results.

Key Findings (as of June 17, 2026)

As of June 17, 2026, wastewater surveillance across Nevada, California, and Utah shows distinct patterns between respiratory and gastrointestinal pathogens, with generally low respiratory activity and elevated gastrointestinal signals.

SARS-CoV-2 concentrations remain low, with declining trends across most locations and stable activity in Riverside, indicating reduced community transmission and improving regional public health conditions. Variant analysis shows continued lineage turnover, with XFG dominant and intermittent emergence of LF.7 sublineages, BA.2.86, NB.1.8.1, and XDV, reflecting ongoing viral evolution.

Influenza A levels were low and stable across Nevada, California, and Utah, with minimal circulation and limited activity overall.

Influenza B Levels remained low across Nevada, California, and Utah, indicating limited transmission and no widespread regional circulation.

Respiratory Syncytial Virus (RSV) Levels remained low across Nevada, California, and Utah, with mostly stable or declining trends and limited regional transmission.

Other Pathogens: Across Nevada, California, and Utah, wastewater surveillance showed norovirus, rotavirus, and adenovirus F remained elevated, indicating ongoing community transmission, although many sites reported declining or stable trends suggesting gradual improvement. Norovirus activity stayed widespread with highest levels in Las Vegas and localized increases in Riverside and Indio. Rotavirus remained broadly elevated with some increases, particularly in Las Vegas and Riverside. Adenovirus F persisted with moderate activity and occasional increases. In contrast, hepatitis A, parvovirus, and HMPV remained low with limited or localized detections. *EV-D68* and *Candida auris* were largely undetected. No Influenza H5, West Nile virus, Mpox (clades I and II), or measles were detected, indicating no regional circulation.

Methodological Notes: Sampling methods varied across sites. FWRD in Nevada, all California facilities (A.K. Warren, Hyperion, RP-1, Riverside, Valley Sanitary District), and Utah facilities (Central Valley and Provo City) collected 24-hour composite solid samples analyzed by WastewaterSCAN. In contrast, Mesquite and Boulder City relied on liquid grab samples analyzed by Verily. These methodological differences likely influenced pathogen measurement.

Summary of Select Pathogen Concentrations in Three wastewater Treatment Facilities in Nevada

- Latest data point for Flamingo Water Reclamation District Plant June 17, 2026
- Latest data point for City of Mesquite Wastewater Treatment Plant is June 16, 2026
- Latest data point for Boulder City Wastewater Treatment Plant June 15, 2026

| • Pathogen | Concentration Level / Presence- Flamingo | Concentration Level / Presence- Boulder | Concentration Level / Presence - Mesquite |
|-----------------------------------|--|---|---|
| SARS-CoV-2 | Low | Low | Low |
| Influenza A | Low | Low | Low |
| Influenza B | Medium | Low | Low |
| Respiratory Syncytial virus (RSV) | Low | Low | Low |
| Norovirus | Medium | Not Tested | Not Tested |
| Rotavirus | High | Not Tested | Not Tested |
| <i>Enterovirus D68</i> | Low | Not Tested | Not Tested |
| Hepatitis A | Low | Not Tested | Not Tested |
| <i>Candida Auris</i> | Low | Not Tested | Not Tested |
| Adenovirus Group F | Low | Not Tested | Not Tested |
| Parvovirus | Low | Not Tested | Not Tested |
| Metapneumovirus | Low | Not Tested | Not Tested |
| Mpox – Clade I | No Presence | No Presence | No Presence |
| Measles | No Presence | No Presence | No Presence |
| Mpox – Clade II | No Presence | No Presence | No Presence |
| Influenza H5 | No Presence | No Presence | No Presence |

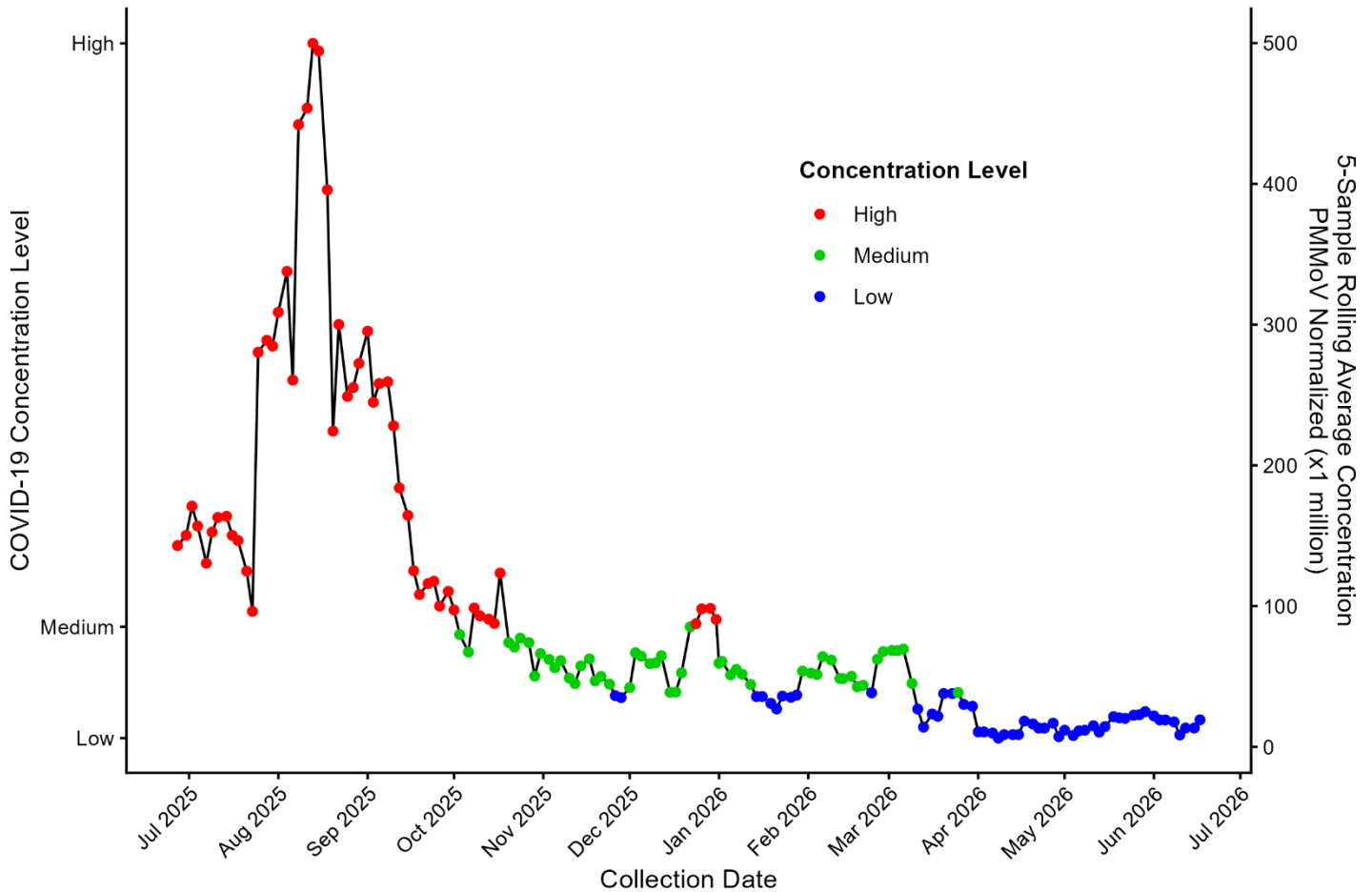
Note: The wastewater data for Las Vegas were collected from the Flamingo Water Reclamation District Plant, where samples were analyzed on solids and sourced from Wastewater SCAN. In contrast, data for the City of Mesquite and Boulder City were analyzed on liquid samples by Verily and provided by the State Wastewater Epidemiology Team. Due to the differences in sample matrices (solids vs. liquids) and analytical methods, variations in virus concentrations between the three facilities are expected. Mesquite and Boulder sampling is conducted using grab sampling and is not performed over a 24-hour period.

SARS-CoV-2 Viral Concentration Trends in Clark County

Flamingo Water Reclamation District Plant

This chart shows the 5-sample rolling average of COVID-19 concentrations in wastewater from Clark County, Nevada, between July 2025 and June 2026. COVID-19 levels rose sharply during summer 2025, peaking in August at the highest recorded concentration (around 500 normalized units). Following this surge, concentrations steadily declined through autumn and winter, moving from high to medium levels. By early 2026, levels remained relatively low with only minor fluctuations. From March to June 2026, concentrations stayed consistently in the low range, indicating reduced community viral activity. Overall, the data suggest a major outbreak in mid-2025 followed by sustained decline and stabilization.

COVID-19 5-Sample Rolling Average Concentration

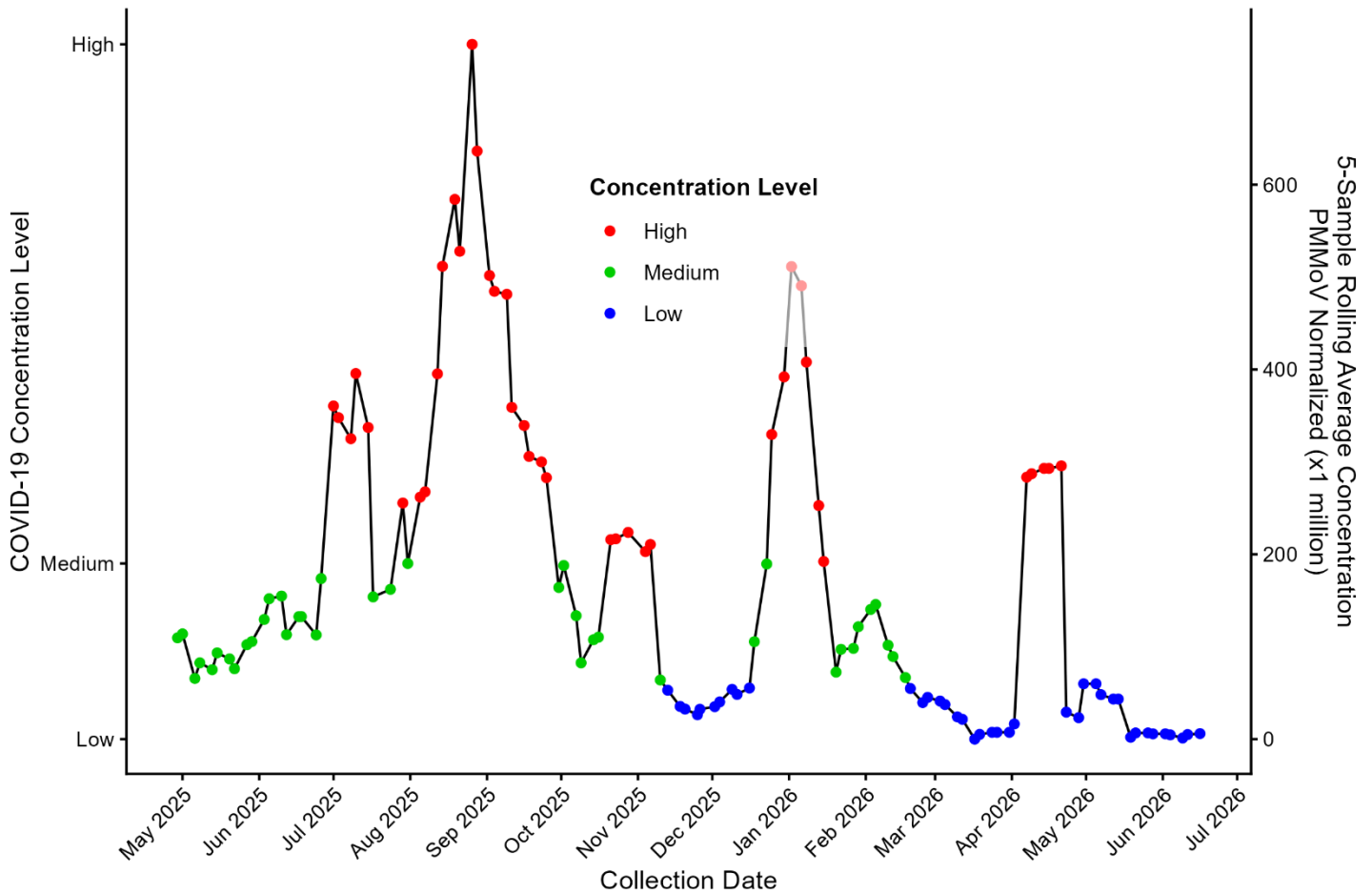


Data Source: WastewaterScan.org
 Sampling Location: Clark County Water Reclamation District, Flamingo Water Resource Center
 Last Sampling Date: 06/17/26

City of Mesquite Wastewater Treatment Plant

The chart shows that COVID-19 wastewater concentrations in Mesquite fluctuated substantially from May 2025 to June 2026. Levels began low to moderate in early summer 2025, then rose sharply, peaking in late August and early September at the highest observed levels. Following this peak, concentration declined through the fall, with a brief increase again around January 2026. Afterward, levels dropped and remained mostly low through early spring 2026. A short uptick appears again in May 2026, but overall concentrations remain lower than peak periods, indicating reduced but intermittent viral circulation over time across the community.

COVID-19 5-Sample Rolling Average Concentration



Data Source: State Data from Verily
 Sampling Location: City of Mesquite
 Last Sampling Date: 06/16/26

SARS-CoV-2 Concentrations Interpretation

As of June 17, 2026, SARS-CoV-2 wastewater levels across Nevada, California, and Utah remain low. Nevada sites show stable trends, while most California and Utah facilities are declining, with one increase in Riverside. Rolling averages vary with higher values in Flamingo and Provo and notably low levels in Indio during the current monitoring period.

| Plant Name | City | Time frame | 5 Sample Rolling Mean | 14 Day Trend | Last Sampling Dates |
|--|------------------------------|------------|-----------------------|--------------|---------------------|
| Flamingo Water Resource Center | Las Vegas, NV | Current | 19.21 | ➔ | June 17, 2026 |
| Mesquite Wastewater Treatment Plant | City of Mesquite, NV | Current | 5.99 | ➔ | June 16, 2026 |
| Boulder Wastewater Treatment Plant | Boulder City, NV | Current | 17.89 | ➔ | June 15, 2026 |
| A.K. Warren Water Resource Facility | Los Angeles County, CA | Current | 3.44 | ⬇ | June 15, 2026 |
| Hyperion Water Reclamation Plant (HWRP) | Los Angeles, CA | Current | 2.75 | ⬇ | June 16, 2026 |
| Central Valley Water Reclamation Facility | Central Salt Lake Valley, UT | Current | 13.40 | ⬇ | June 17, 2026 |
| Provo City Water Reclamation Facility | Provo, UT | Current | 19.13 | ⬇ | June 15, 2026 |
| Regional Water Recycling Plant No.1 (RP-1) | Ontario, CA | Current | 5.75 | ⬇ | June 17, 2026 |
| Riverside Water Quality Control Plant | Riverside, CA | Current | 5.84 | ⬆ | June 17, 2026 |
| Valley Sanitary District | Indio, CA | Current | 0.29 | ⬇ | June 17, 2026 |

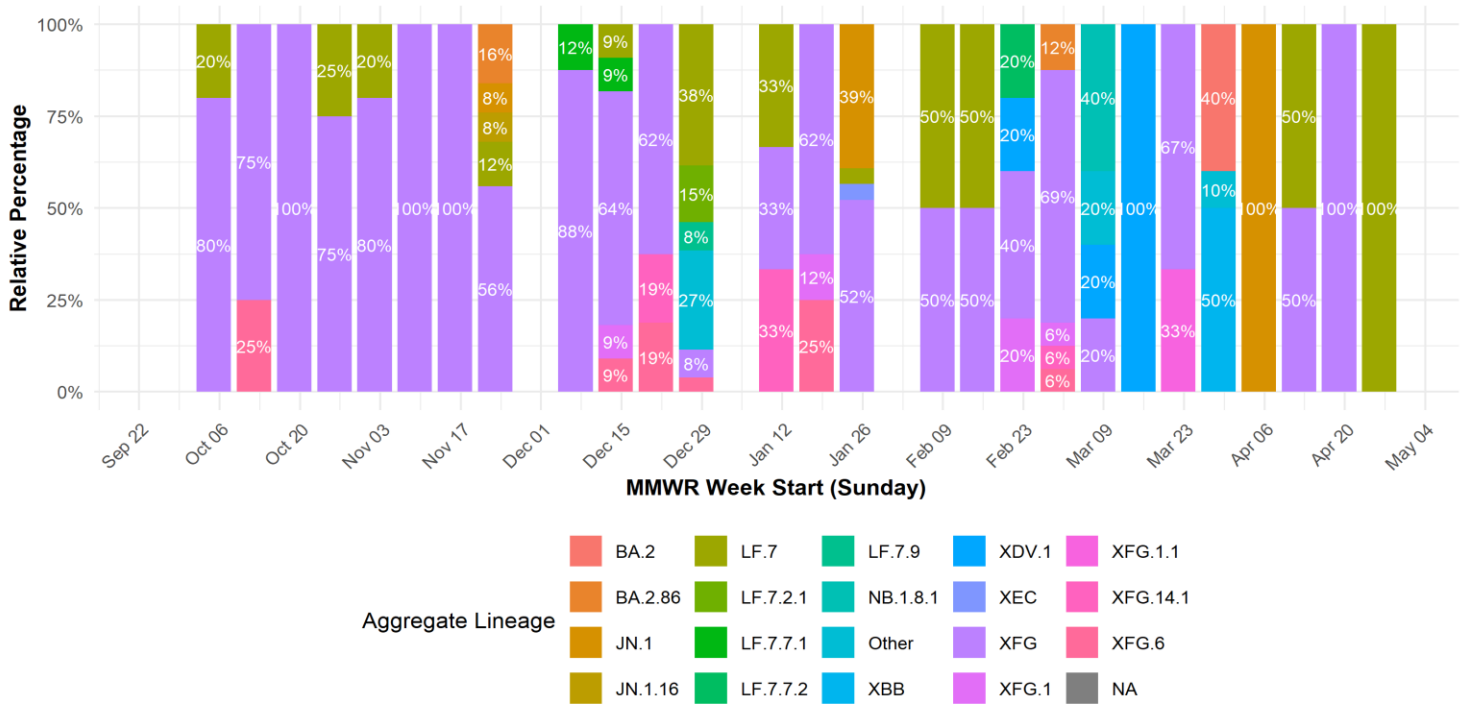
SARS-CoV-2 Variants Circulating

Flamingo Water Reclamation District Plant

The chart shows SARS-CoV-2 lineage patterns in Flamingo (Clark County). Early in the period, XFG and related variants dominate, often comprising most of the viral population. In December and January, lineage diversity increases, with multiple variants such as BA.2, LF lineages, and XFG sublineages contributing smaller shares. By late winter, shifts occur with transient rises in XDV and other variants. In March, XDV briefly dominates, followed by increasing diversity again. By April and May, new lineages such as JN.1 and LF.7 variants rise, indicating continued viral evolution and dynamic lineage replacement.

Aggregate Lineages: Flamingo Clark County NV (Oct 2025 – Jun 2026)

Weekly relative abundance (MMWR week start = Sunday)



Source: Nevada State Health Department | Analyzed by Verily
Data through Jun 04, 2026

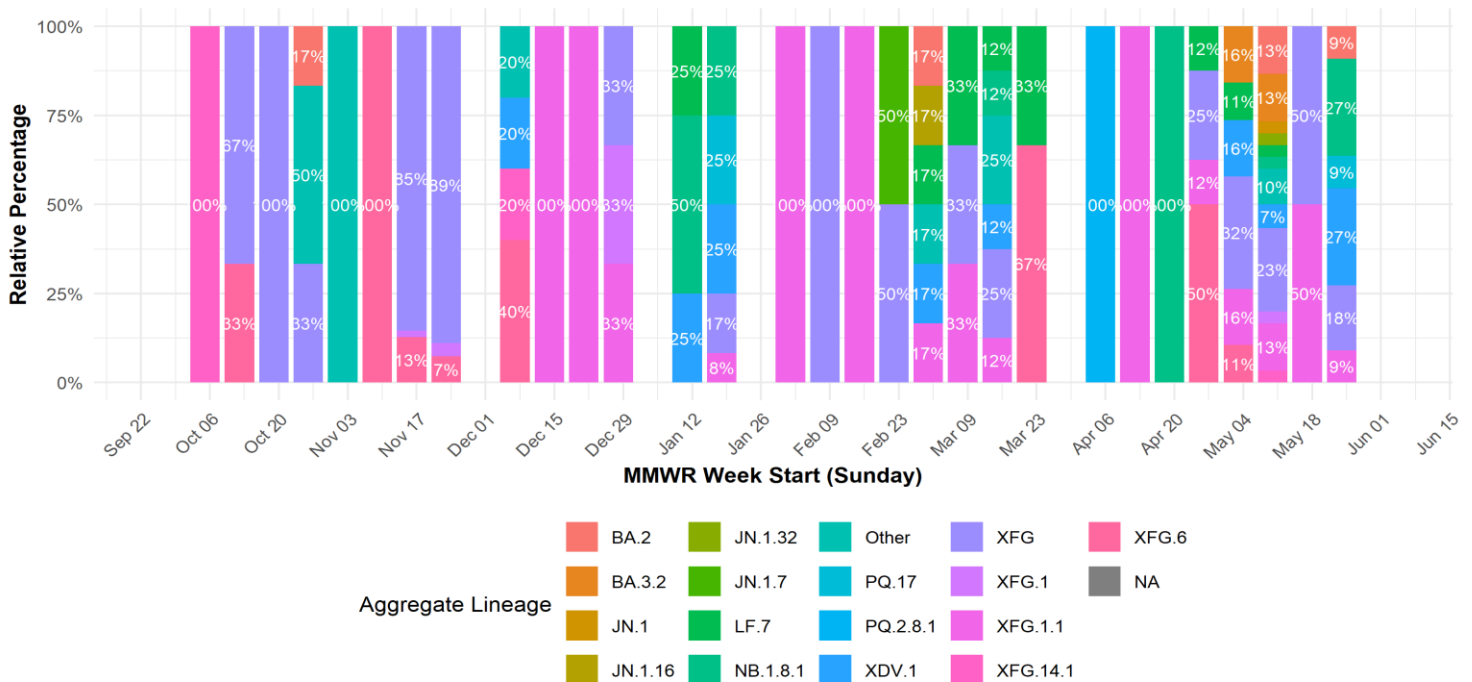
Note: Data for the week of December 1, December 29, and February 02, is missing and is not represented in the dataset

Mesquite Wastewater Treatment Plant

The chart illustrates the changing distribution of SARS-CoV-2 lineages detected in wastewater samples from Mesquite, Nevada, between October 2025 and June 2026. Early in the surveillance period, XFG-related lineages were the predominant variants, often accounting for the majority of detected sequences. Beginning in January 2026, lineage diversity increased substantially, with variants such as LF.7, NB.1.8.1, XDV.1, PQ.17, PQ.2.8.1, and JN.1 sublineages emerging and co-circulating. During the spring months, no single lineage consistently dominated, indicating rapid turnover and a more heterogeneous viral population. Overall, the data demonstrates dynamic shifts in variant prevalence and increasing genetic diversity over time.

Aggregate Lineages: City of Mesquite NV (Oct 2025 – Jun 2026)

Weekly relative abundance (MMWR week start = Sunday)



Source: Nevada State Health Department | Analyzed by Verily
Data through Jun 04, 2026

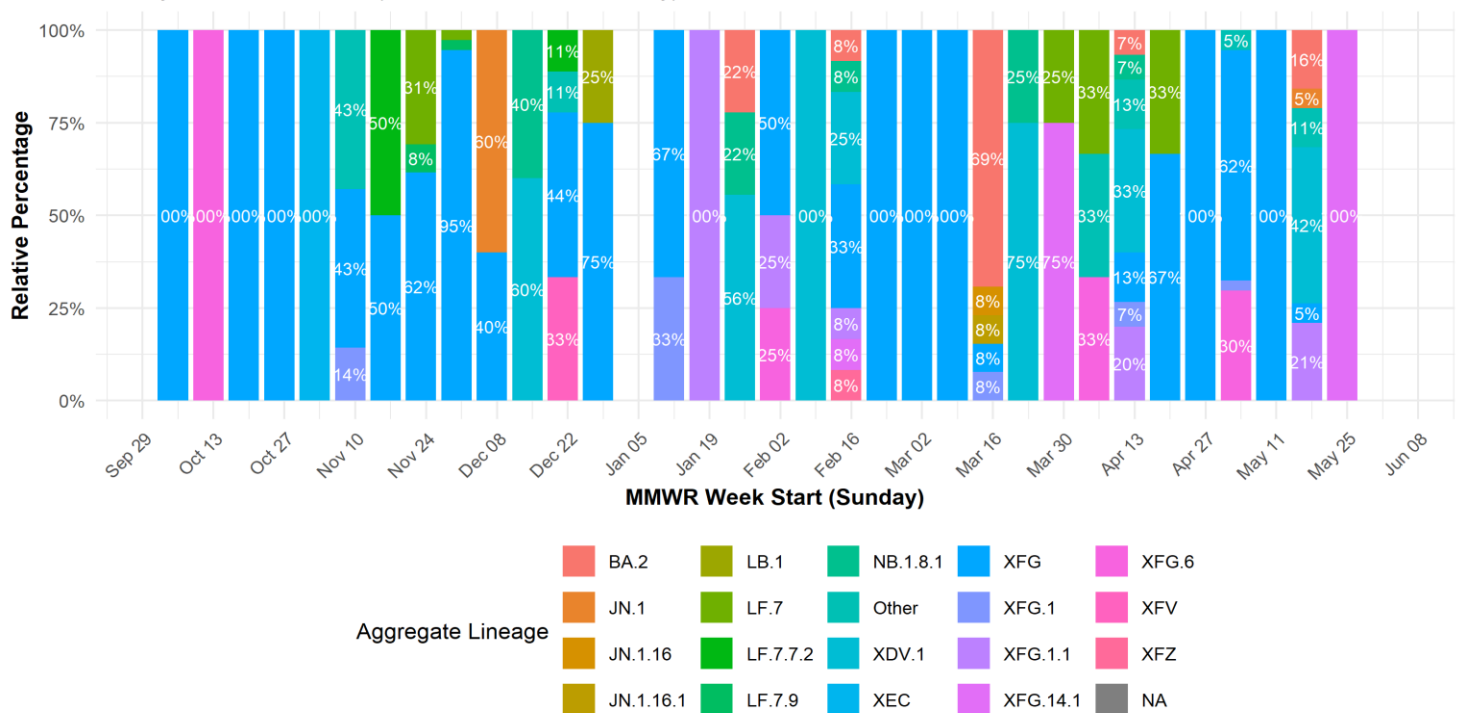
Note: Data for the week of December 1, December 29, January 26, and March 23, is missing and is not represented in the dataset.

Boulder City Wastewater Treatment Plant

The chart shows the weekly relative abundance of SARS-CoV-2 lineages detected in wastewater from Boulder City, Nevada, between October 2025 and June 2026. XFG was the dominant lineage for much of the surveillance period, frequently accounting for the majority or all detected variants. However, several other lineages emerged over time, including XFG.1, XFG.6, XFG.14.1, NB.1.8.1, LF.7-related variants, JN.1 sub lineages, and BA.2. Increased lineage diversity was observed from January through May 2026, with multiple variants co-circulating and periodically replacing one another. Overall, the data indicate ongoing viral evolution, fluctuating lineage prevalence, and increasing genetic diversity within the community during the study period.

Aggregate Lineages: City of Boulder City NV (Oct 2025 – Jun 2026)

Weekly relative abundance (MMWR week start = Sunday)



Source: Nevada State Health Department | Analyzed by Verily
Data through Jun 04, 2026

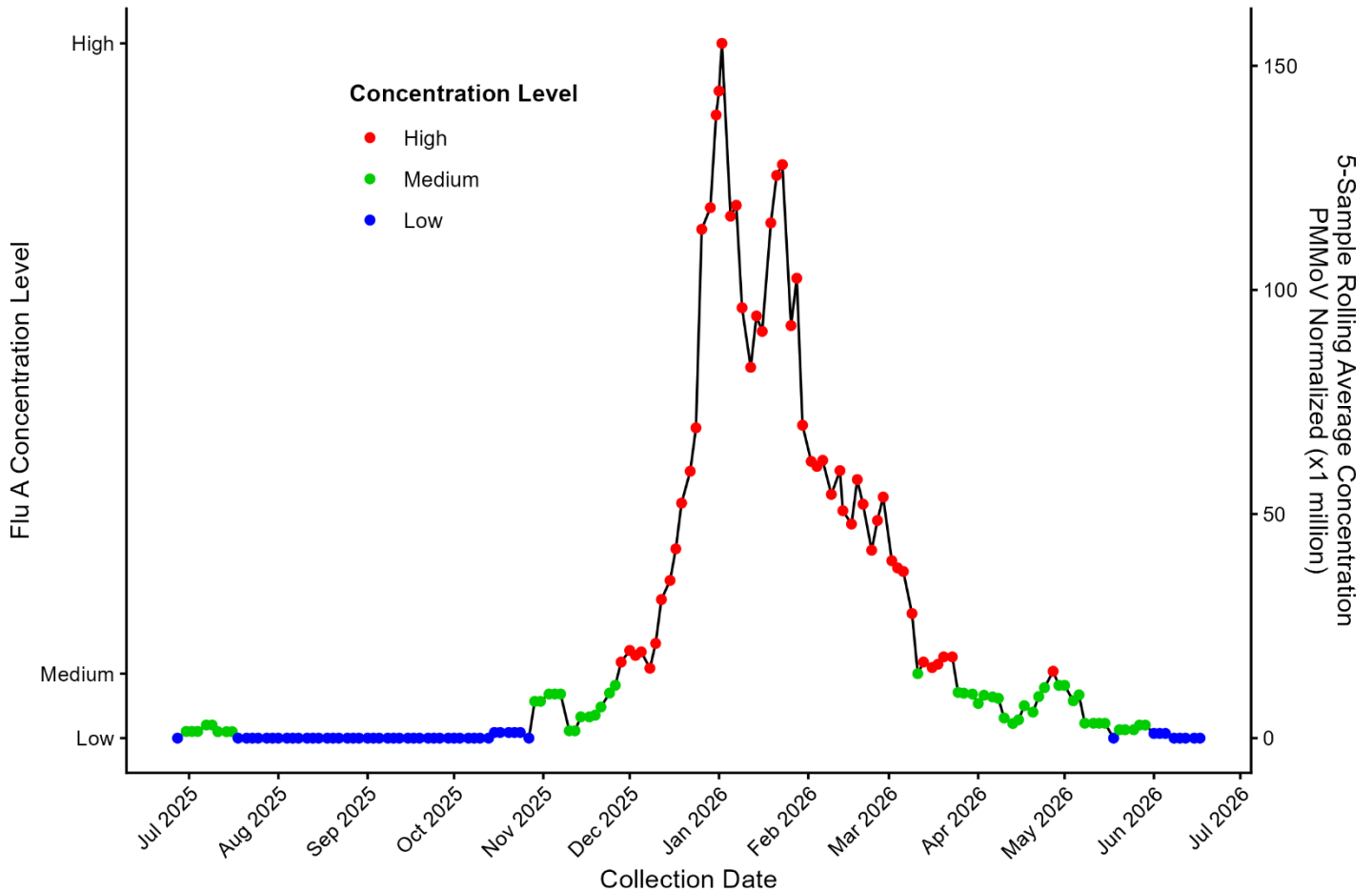
Note: Data for the week of January 5 is missing and is not represented in the dataset.

Influenza A Viral Concentration Trends in Clark County

Flamingo Water Reclamation District Plant

This chart shows Influenza A (Flu A) wastewater activity at the Flamingo Water Resource Center in Clark County, Nevada, from July 2025 to June 2026. Activity remained low through most of 2025, with only minor fluctuations. Levels began increasing in November and rose sharply during December 2025, reaching a major peak in early January 2026. Elevated activity persisted through January and February before steadily declining throughout March. By April and May, activity had returned to low-to-moderate levels, and by June 2026 it was consistently low. Overall, the data indicates a pronounced winter Flu A surge followed by sustained decline and seasonal stabilization.

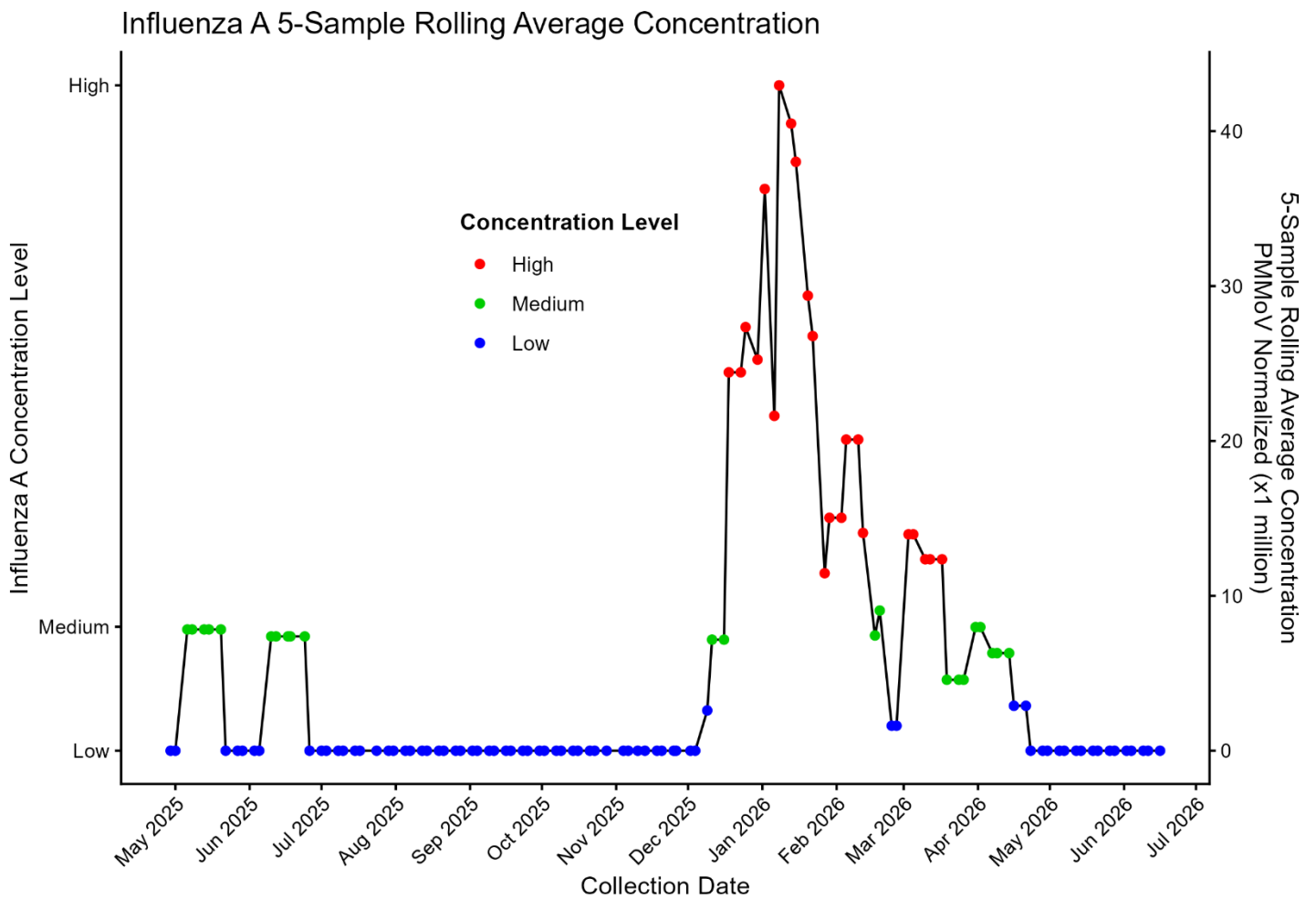
Influenza A (Flu A) 5-Sample Rolling Average Concentration



Data Source: WastewaterScan.org
 Sampling Location: Clark County Water Reclamation District, Flamingo Water Resource Center
 Last Sampling Date: 2026-06-17

City of Mesquite Wastewater Treatment Plant

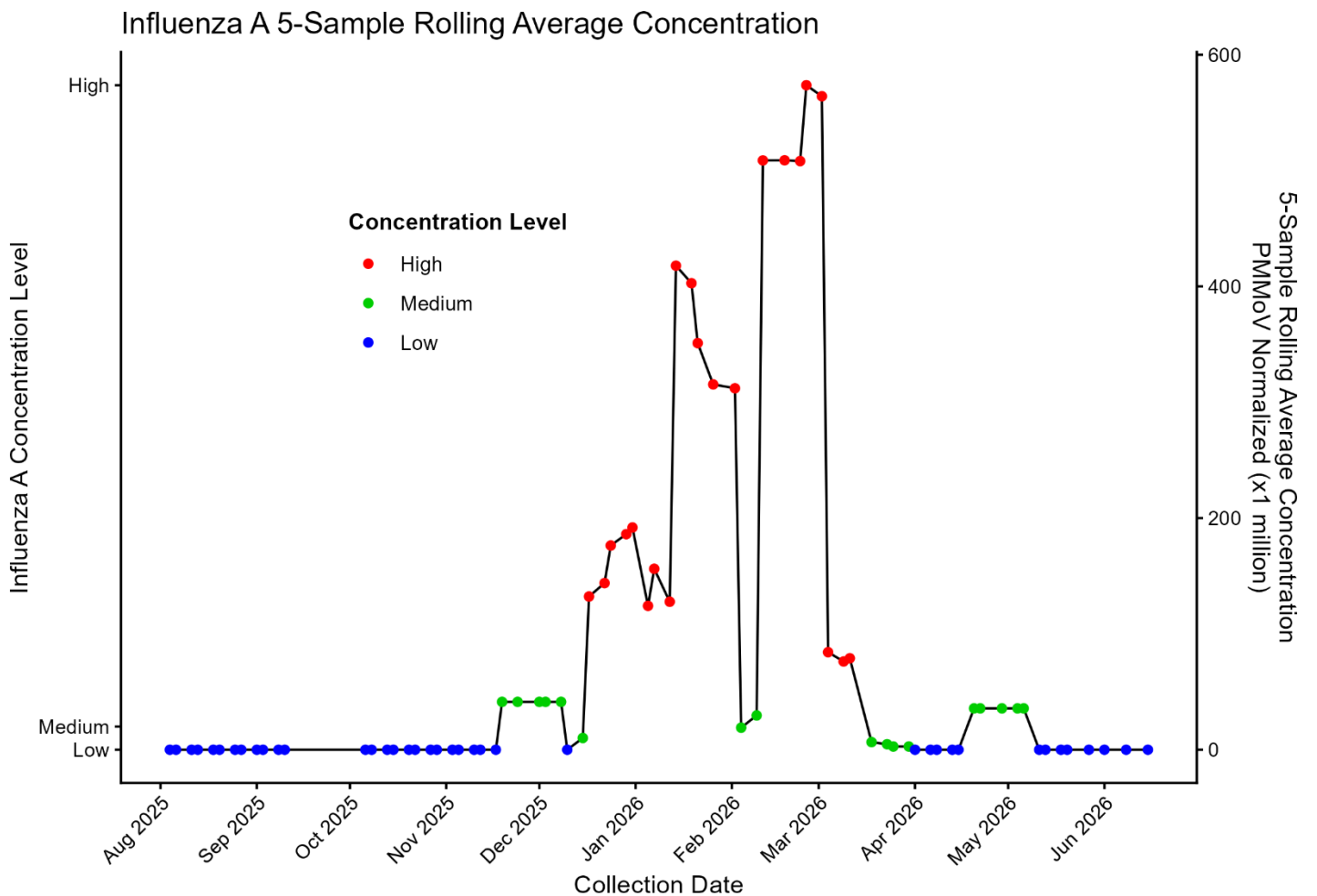
The chart shows Influenza A 5-sample rolling average concentrations in Mesquite from May 2025 to June 2026. Levels remain consistently low through summer and early fall, indicating minimal activity. In December, concentrations increase to medium levels, marking the start of seasonal transmission. A sharp rise occurs in January, reaching sustained high levels and peaking in late January. Following this peak, concentrations decline through February, fluctuating between medium and high. By March and April, levels decrease further to mostly medium and low. By May 2026, concentrations return to low levels, reflecting the end of the seasonal influenza surge.



Data Source: State Data from Verily
 Sampling Location City of Mesquite wastewater treatment plant
 Last Sampling Date: 06/16/26

Boulder City Wastewater Treatment Plant

The chart shows that Influenza A wastewater concentrations in Boulder City fluctuated markedly from August 2025 through June 2026. Levels remained consistently low from late summer through November 2025, indicating minimal activity. Concentrations began increasing in December, reaching moderate levels before rising sharply in January and peaking between February and early March 2026 at the highest observed levels. Following this peak, concentrations declined rapidly through March and April. By late spring 2026, levels returned to low or low-to-moderate ranges with minor fluctuations, suggesting reduced transmission after the winter surge and a return to baseline conditions.



Data Source: State Data from Verily
 Sampling Location: Boulder City wastewater treatment plant
 Last Sampling Date: 06/15/26

Interpretation of Influenza A Concentrations

As of June 17, 2026, Influenza A wastewater activity remained low across Nevada, California, and Utah. Most sites reported non-detectable levels with stable trends. Limited low-level detections were observed in Los Angeles County, Central Salt Lake Valley, and Indio, while all other facilities showed zero activity, indicating minimal regional influenza transmission during the monitoring period.

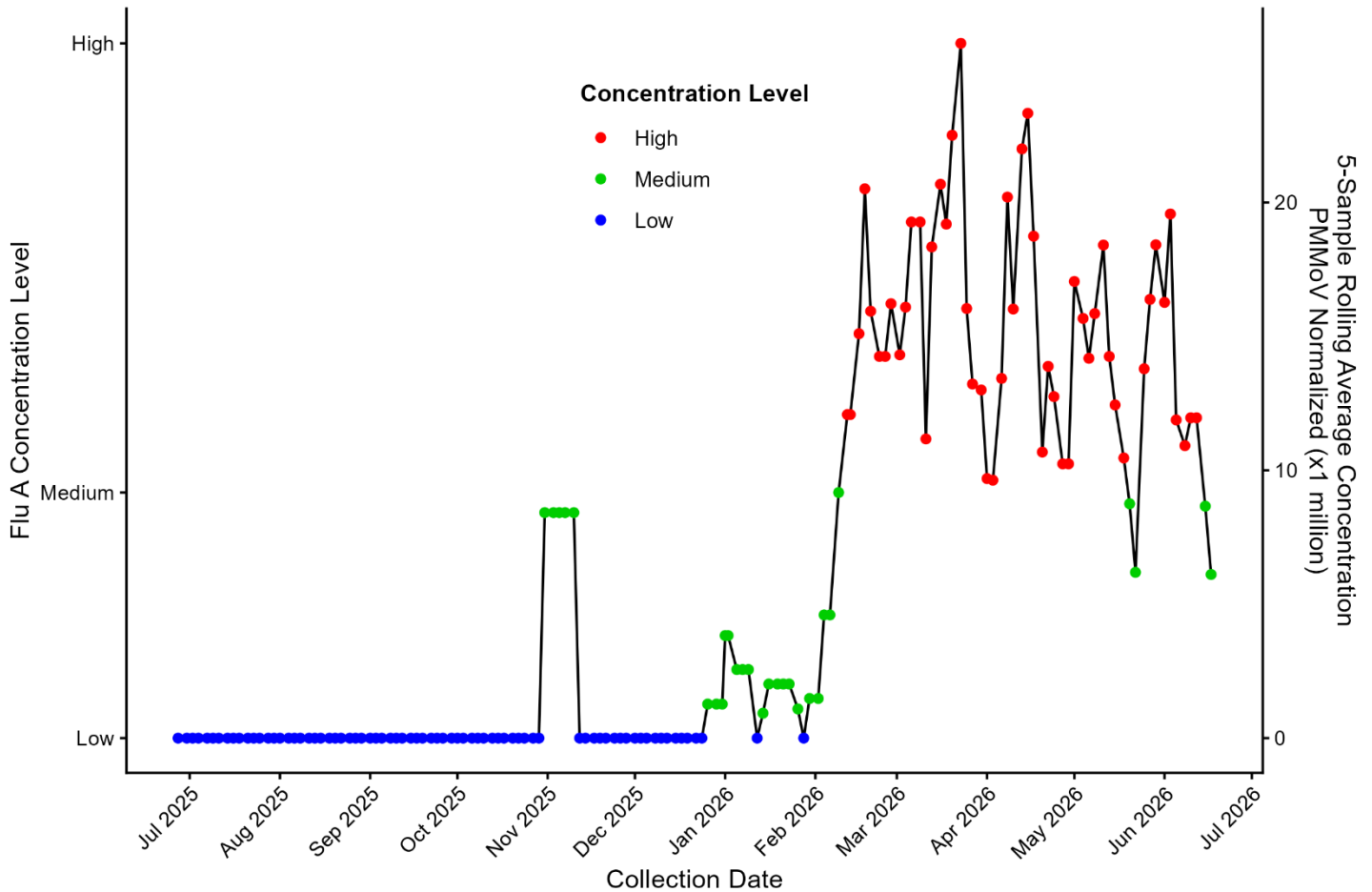
| Plant Name | City | Time frame | 5 Sample Rolling Mean | 14 Day Trend | Last Sampling Dates |
|--|------------------------------|------------|-----------------------|--------------|---------------------|
| Flamingo Water Resource Center | Las Vegas, NV | Current | 0.00 | ➔ | June 17, 2026 |
| Mesquite Wastewater Treatment Plant | City of Mesquite, NV | Current | 0.00 | ➔ | June 16, 2026 |
| Boulder Wastewater Treatment Plant | Boulder City, NV | Current | 0.00 | ➔ | June 15, 2026 |
| A.K. Warren Water Resource Facility | Los Angeles County, CA | Current | 2.99 | ➔ | June 15, 2026 |
| Hyperion Water Reclamation Plant (HWRP) | Los Angeles, CA | Current | 0.00 | ➔ | June 16, 2026 |
| Central Valley Water Reclamation Facility | Central Salt Lake Valley, UT | Current | 0.78 | ➔ | June 17, 2026 |
| Provo City Water Reclamation Facility | Provo, UT | Current | 0.00 | ➔ | June 15, 2026 |
| Regional Water Recycling Plant No.1 (RP-1) | Ontario, CA | Current | 0.00 | ➔ | June 17, 2026 |
| Riverside Water Quality Control Plant | Riverside, CA | Current | 0.00 | ➔ | June 17, 2026 |
| Valley Sanitary District | Indio, CA | Current | 0.33 | ➔ | June 17, 2026 |

Influenza B Viral Concentration Trends in Clark County

Flamingo Water Reclamation District Plant

The chart shows that Influenza B wastewater levels at the Flamingo Water Resource Center remained consistently low from mid-2025 through early 2026, with only minor fluctuations. A gradual increase began in early 2026, transitioning from low to moderate levels by February. Activity then rose sharply, reaching sustained high concentrations from March through May, with several peaks indicating intensified transmission. After this peak period, levels began to decline into June 2026, returning to moderate levels. Overall, the pattern reflects a typical seasonal surge, with clear escalation, peak transmission, and subsequent decline in Influenza B activity over the monitoring period.

Influenza B (Flu B) 5-Sample Rolling Average Concentration



Data Source: WastewaterScan.org
 Sampling Location: Clark County Water Reclamation District, Flamingo Water Resource Center
 Last Sampling Date: 2026-06-17

Interpretation of Influenza B Concentrations

As of June 17, 2026, Influenza B wastewater activity remained low across Nevada, California, and Utah. Most sites reported non-detectable or minimal levels with stable or declining trends. Slight activity persisted at Flamingo and Hyperion, while minor increases were observed in Central Salt Lake Valley. Overall, regional transmission appears limited with declining trends dominating most monitoring locations.

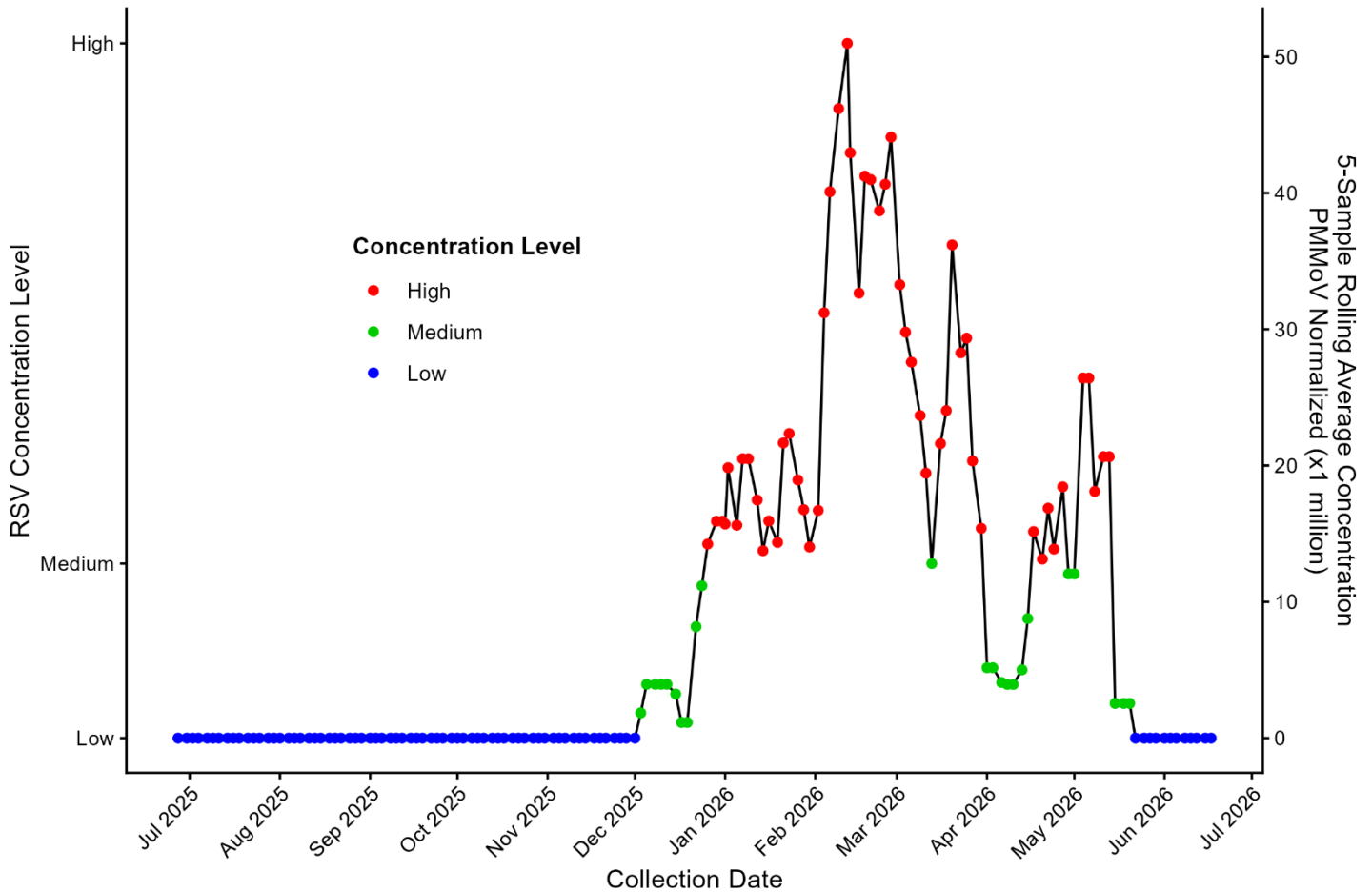
| Plant Name | City | Time frame | 5 Sample Rolling Mean | 14 Day Trend | Last Sampling Dates |
|--|------------------------------|------------|-----------------------|--------------|---------------------|
| Flamingo Water Resource Center | Las Vegas, NV | Current | 6.11 | ↓ | June 17, 2026 |
| Mesquite Wastewater Treatment Plant | City of Mesquite, NV | Current | 0.00 | → | June 16, 2026 |
| Boulder Wastewater Treatment Plant | Boulder City, NV | Current | 0.00 | → | June 15, 2026 |
| A.K. Warren Water Resource Facility | Los Angeles County, CA | Current | 0.00 | → | June 15, 2026 |
| Hyperion Water Reclamation Plant (HWRP) | Los Angeles, CA | Current | 5.82 | ↓ | June 16, 2026 |
| Central Valley Water Reclamation Facility | Central Salt Lake Valley, UT | Current | 0.29 | ↑ | June 17, 2026 |
| Provo City Water Reclamation Facility | Provo, UT | Current | 0.66 | ↓ | June 15, 2026 |
| Regional Water Recycling Plant No.1 (RP-1) | Ontario, CA | Current | 1.51 | ↓ | June 17, 2026 |
| Riverside Water Quality Control Plant | Riverside, CA | Current | 0.00 | → | June 17, 2026 |
| Valley Sanitary District | Indio, CA | Current | 1.47 | ↓ | June 17, 2026 |

Respiratory Syncytial Virus (RSV) Viral Concentration Trends in Clark County

Flamingo Water Reclamation District Plant

This chart shows Respiratory Syncytial Virus (RSV) wastewater activity at the Flamingo Water Resource Center in Clark County, Nevada, from July 2025 to June 2026. RSV activity remained at low or non-detectable levels through most of 2025 before increasing in December. Activity rose to moderate levels in January 2026 and peaked during February, reaching the highest concentrations observed during the monitoring period. Elevated levels persisted through March, followed by a gradual decline with intermittent fluctuations in April and May. By June 2026, RSV activity had returned to low levels. Overall, the data indicates a pronounced winter RSV season followed by sustained decline and minimal activity by early summer.

Respiratory Syncytial Virus (RSV) 5-Sample Rolling Average Concentration

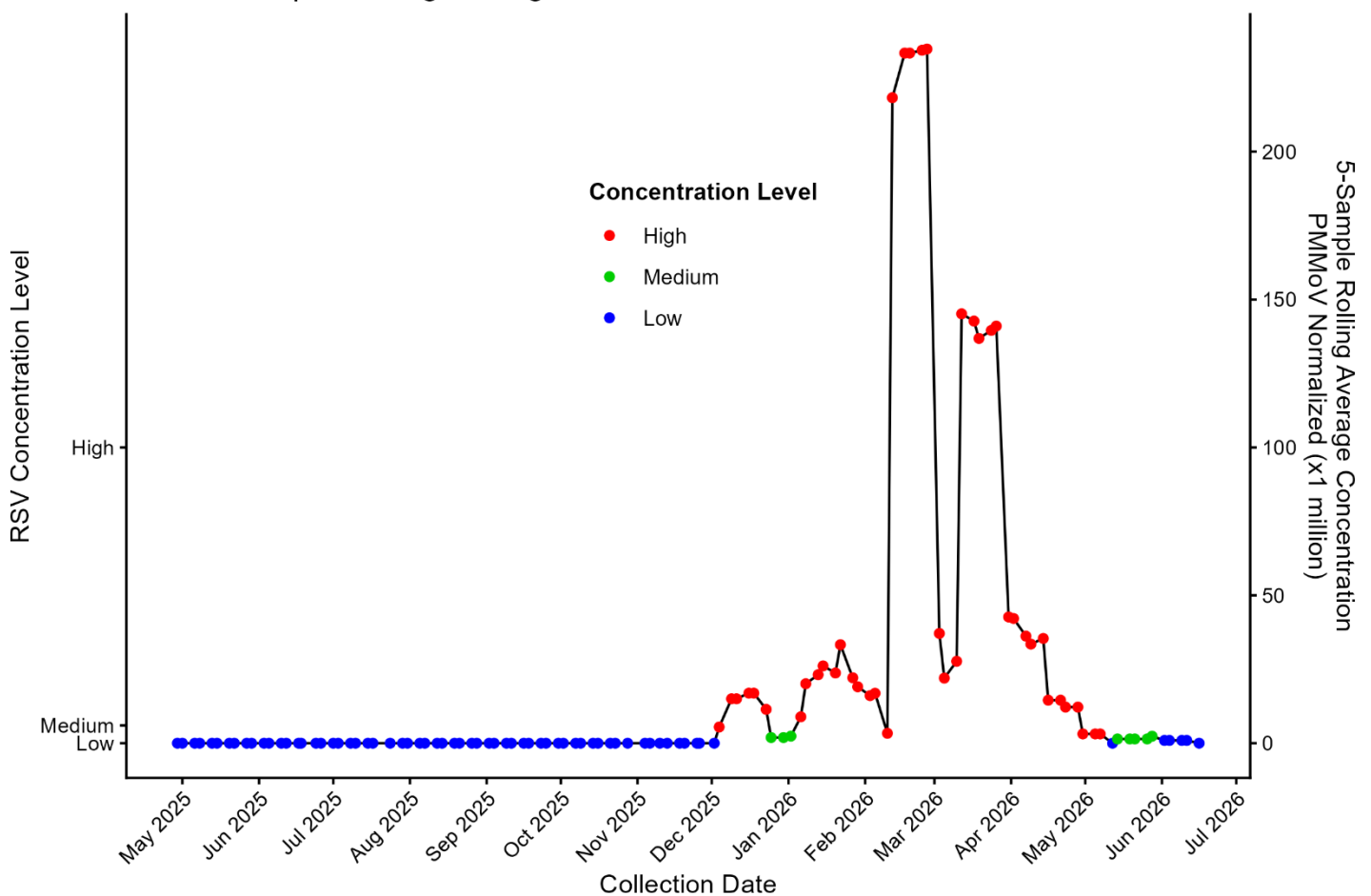


Data Source: WastewaterScan.org
 Sampling Location: Clark County Water Reclamation District, Flamingo Water Resource Center
 Last Sampling Date: 2026-06-17

City of Mesquite Wastewater Treatment Plant

This chart shows RSV wastewater activity in Mesquite, Nevada, from May 2025 to June 2026. RSV levels remained low and largely undetectable throughout most of 2025 before increasing in December. Activity rose further during January 2026 and surged dramatically in late February and early March, reaching the highest levels observed during the monitoring period. Elevated concentrations persisted through March and early April before declining steadily throughout April and May. By late May and early June, RSV activity had returned to low levels. Overall, the data indicates a pronounced winter RSV outbreak followed by a sustained decline and minimal viral activity by summer 2026.

RSV 5-Sample Rolling Average Concentration

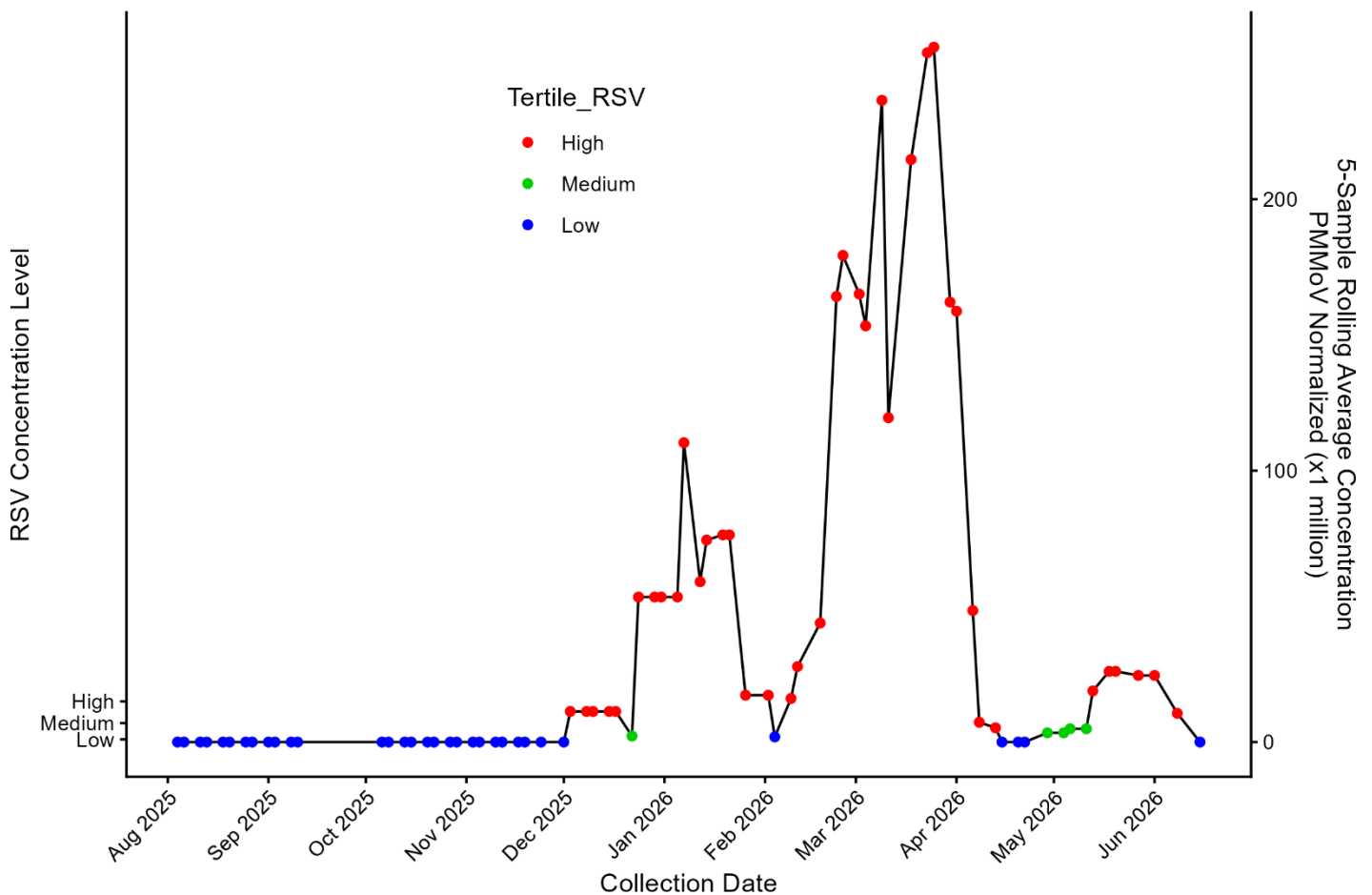


Data Source: State Data from Verily
 Sampling Location: City of Mesquite
 Last Sampling Date: 06/16/26

Boulder City Wastewater Treatment Plant

The chart shows RSV wastewater activity at the Boulder City treatment plant from August 2025 to June 2026. Levels remained consistently low through late 2025, indicating minimal transmission. Activity began increasing in December, reaching moderate levels in January 2026. A sharp surge followed, with very high concentrations observed throughout March and early April, marking peak transmission. After this peak, RSV levels declined rapidly, returning to low levels by late April. A brief period of moderate activity occurred in May before declining again into June. Overall, the pattern reflects a clear seasonal trend characterized by a gradual rise, sharp peak, and subsequent decline.

RSV 5-Sample Rolling Average Concentration



Data Source: State Data from Verily
 Sampling Location: Boulder City wastewater treatment plant
 Last Sampling Date: 06/15/26

Respiratory Syncytial Virus (RSV) Concentrations Interpretation

As of June 17, 2026, RSV wastewater activity remained low across Nevada, California, and Utah. Most monitoring sites reported non-detectable levels with stable or declining trends. Minor detections were observed in Central Salt Lake Valley, Provo, and Riverside, while all Nevada sites reported zero activity, indicating minimal and declining regional transmission overall.

| Plant Name | City | Time frame | 5 Sample Rolling Mean | 14 Day Trend | Last Sampling Dates |
|--|------------------------------|------------|-----------------------|--------------|---------------------|
| Flamingo Water Resource Center | Las Vegas, NV | Current | 0.00 | → | June 17, 2026 |
| Mesquite Wastewater Treatment Plant | City of Mesquite, NV | Current | 0.00 | ↓ | June 16, 2026 |
| Boulder Wastewater Treatment Plant | Boulder City, NV | Current | 0.00 | ↓ | June 15, 2026 |
| A.K. Warren Water Resource Facility | Los Angeles County, CA | Current | 0.31 | → | June 15, 2026 |
| Hyperion Water Reclamation Plant (HWRP) | Los Angeles, CA | Current | 0.00 | → | June 16, 2026 |
| Central Valley Water Reclamation Facility | Central Salt Lake Valley, UT | Current | 1.11 | ↓ | June 17, 2026 |
| Provo City Water Reclamation Facility | Provo, UT | Current | 0.83 | ↓ | June 15, 2026 |
| Regional Water Recycling Plant No.1 (RP-1) | Ontario, CA | Current | 0.00 | → | June 17, 2026 |
| Riverside Water Quality Control Plant | Riverside, CA | Current | 1.00 | → | June 17, 2026 |
| Valley Sanitary District | Indio, CA | Current | 0.21 | → | June 17, 2026 |

Interpretation of Norovirus Concentrations

As of June 17, 2026, norovirus wastewater activity remained elevated across Nevada, California, and Utah, with most sites showing declining trends. Flamingo and Provo recorded the highest concentrations, indicating substantial transmission. California sites also reported moderate to high levels, while Indio showed a slight increase. Data from some Nevada sites were unavailable, but overall activity remains elevated regionally.

| Plant Name | City | Time frame | 5 Sample Rolling Mean | 14 Day Trend | Last Sampling Dates |
|--|------------------------------|------------|-----------------------|--------------|---------------------|
| Flamingo Water Resource Center | Las Vegas, NV | Current | 20195.31 | ↓ | June 17, 2026 |
| Mesquite Wastewater Treatment Plant | City of Mesquite, NV | Current | Not Tested | | June 16, 2026 |
| Boulder Wastewater Treatment Plant | Boulder City, NV | Current | Not Tested | | June 15, 2026 |
| A.K. Warren Water Resource Facility | Los Angeles County, CA | Current | 5437.66 | ↓ | June 15, 2026 |
| Hyperion Water Reclamation Plant (HWRP) | Los Angeles, CA | Current | 6613.55 | ↓ | June 16, 2026 |
| Central Valley Water Reclamation Facility | Central Salt Lake Valley, UT | Current | 12682.89 | ↓ | June 17, 2026 |
| Provo City Water Reclamation Facility | Provo, UT | Current | 19117.88 | ↓ | June 15, 2026 |
| Regional Water Recycling Plant No.1 (RP-1) | Ontario, CA | Current | 6575.17 | ↓ | June 17, 2026 |
| Riverside Water Quality Control Plant | Riverside, CA | Current | 6364.58 | ↓ | June 17, 2026 |
| Valley Sanitary District | Indio, CA | Current | 6358.37 | ↑ | June 17, 2026 |

Interpretation of Rotavirus Concentrations

As of June 17, 2026, rotavirus wastewater activity remained elevated across Nevada, California, and Utah. Increasing trends were observed at Flamingo, A.K. Warren, and Riverside, while most other sites showed declining levels. Provo recorded the highest concentrations despite a downward trend. Several Nevada sites lacked data, but regional activity remains elevated with mixed trends across monitoring locations.

| Plant Name | City | Time frame | 5 Sample Rolling Mean | 14 Day Trend | Last Sampling Dates |
|--|------------------------------|------------|-----------------------|--------------|---------------------|
| Flamingo Water Resource Center | Las Vegas, NV | Current | 199.28 | ↑ | June 17, 2026 |
| Mesquite Wastewater Treatment Plant | City of Mesquite, NV | Current | Not Tested | | June 16, 2026 |
| Boulder Wastewater Treatment Plant | Boulder City, NV | Current | Not Tested | | June 15, 2026 |
| A.K. Warren Water Resource Facility | Los Angeles County, CA | Current | 274.79 | ↑ | June 15, 2026 |
| Hyperion Water Reclamation Plant (HWRP) | Los Angeles, CA | Current | 196.46 | ↓ | June 16, 2026 |
| Central Valley Water Reclamation Facility | Central Salt Lake Valley, UT | Current | 188.91 | ↓ | June 17, 2026 |
| Provo City Water Reclamation Facility | Provo, UT | Current | 391.35 | ↓ | June 15, 2026 |
| Regional Water Recycling Plant No.1 (RP-1) | Ontario, CA | Current | 106.27 | ↓ | June 17, 2026 |
| Riverside Water Quality Control Plant | Riverside, CA | Current | 253.24 | ↑ | June 17, 2026 |
| Valley Sanitary District | Indio, CA | Current | 55.47 | ↓ | June 17, 2026 |

Interpretation of *Enterovirus D68* Concentrations

As of June 17, 2026, *Enterovirus D68* (EV-D68) was largely undetected across wastewater monitoring sites in Nevada, California, and Utah. All tested facilities reported zero levels with stable trends, indicating no active transmission. A minimal detection was observed in Indio, California, but remained low and stable. Overall, regional activity appears negligible.

| Plant Name | City | Time frame | 5 Sample Rolling Mean | 14 Day Trend | Last Sampling Dates |
|--|------------------------------|------------|-----------------------|--------------|---------------------|
| Flamingo Water Resource Center | Las Vegas, NV | Current | 0.00 | ➔ | June 17, 2026 |
| Mesquite Wastewater Treatment Plant | City of Mesquite, NV | Current | Not Tested | | June 16, 2026 |
| Boulder Wastewater Treatment Plant | Boulder City, NV | Current | Not Tested | | June 15, 2026 |
| A.K. Warren Water Resource Facility | Los Angeles County, CA | Current | 0.00 | ➔ | June 15, 2026 |
| Hyperion Water Reclamation Plant (HWRP) | Los Angeles, CA | Current | 0.00 | ➔ | June 16, 2026 |
| Central Valley Water Reclamation Facility | Central Salt Lake Valley, UT | Current | 0.00 | ➔ | June 17, 2026 |
| Provo City Water Reclamation Facility | Provo, UT | Current | 0.00 | ➔ | June 15, 2026 |
| Regional Water Recycling Plant No.1 (RP-1) | Ontario, CA | Current | 0.00 | ➔ | June 17, 2026 |
| Riverside Water Quality Control Plant | Riverside, CA | Current | 0.00 | ➔ | June 17, 2026 |
| Valley Sanitary District | Indio, CA | Current | 0.44 | ➔ | June 17, 2026 |

Interpretation of Hepatitis A Concentrations

As of June 17, 2026, Hepatitis A wastewater activity remained low across Nevada, California, and Utah. Most sites reported non-detectable levels with stable trends. Moderate activity was observed only at Hyperion and Provo, with a declining trend at Hyperion. Minor low-level detections were noted in Indio, indicating limited and localized transmission across the region overall.

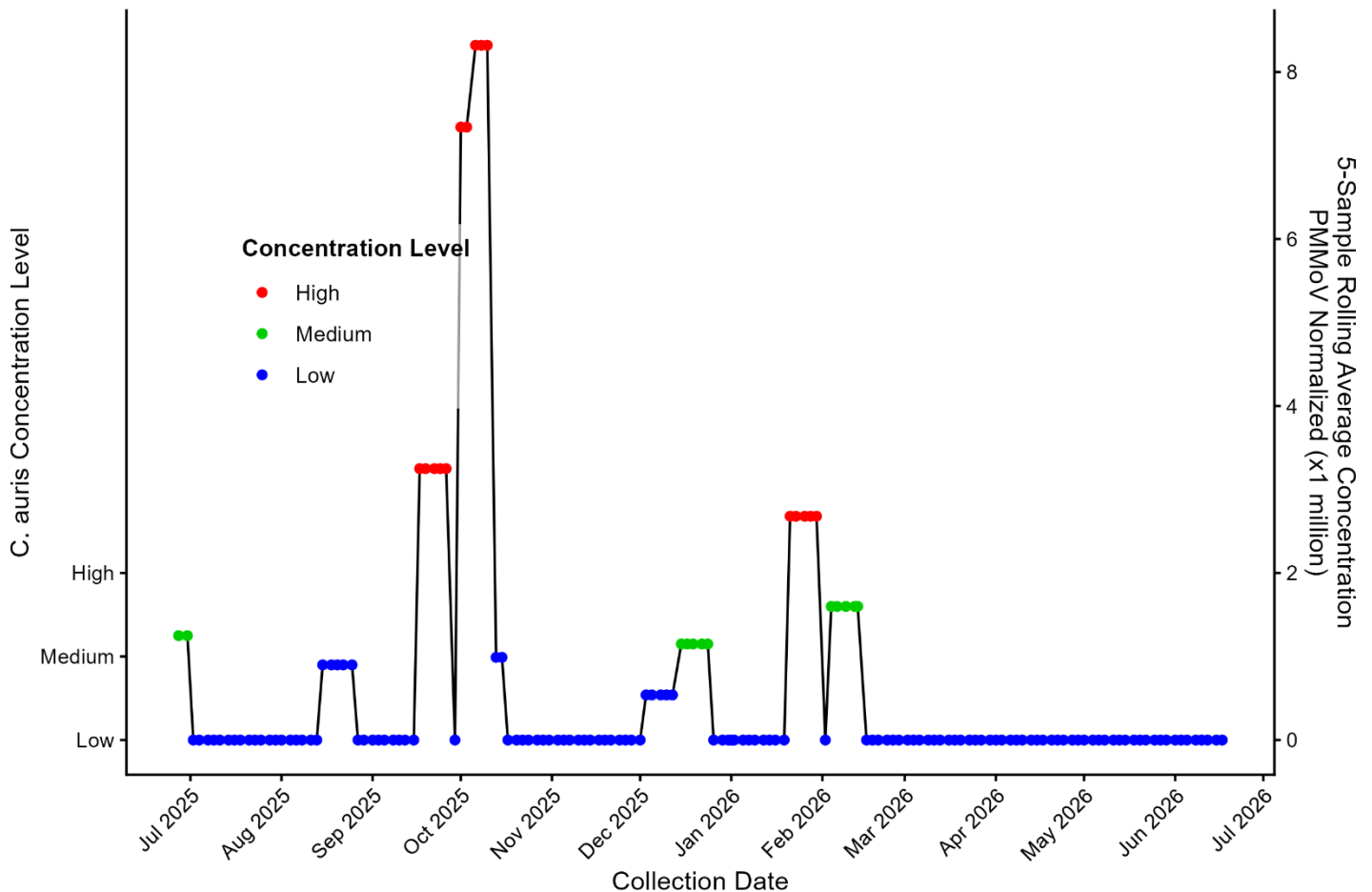
| Plant Name | City | Time frame | 5 Sample Rolling Mean | 14 Day Trend | Last Sampling Dates |
|--|------------------------------|------------|-----------------------|--------------|---------------------|
| Flamingo Water Resource Center | Las Vegas, NV | Current | 0.00 | ➔ | June 17, 2026 |
| Mesquite Wastewater Treatment Plant | City of Mesquite, NV | Current | Not Tested | | June 16, 2026 |
| Boulder Wastewater Treatment Plant | Boulder City, NV | Current | Not Tested | | June 15, 2026 |
| A.K. Warren Water Resource Facility | Los Angeles County, CA | Current | 0.00 | ➔ | June 15, 2026 |
| Hyperion Water Reclamation Plant (HWRP) | Los Angeles, CA | Current | 115.69 | ⬇ | June 16, 2026 |
| Central Valley Water Reclamation Facility | Central Salt Lake Valley, UT | Current | 0.00 | ➔ | June 17, 2026 |
| Provo City Water Reclamation Facility | Provo, UT | Current | 20.26 | ➔ | June 15, 2026 |
| Regional Water Recycling Plant No.1 (RP-1) | Ontario, CA | Current | 0.00 | ➔ | June 17, 2026 |
| Riverside Water Quality Control Plant | Riverside, CA | Current | 0.00 | ➔ | June 17, 2026 |
| Valley Sanitary District | Indio, CA | Current | 10.91 | ➔ | June 17, 2026 |

Candida Auris Fungal Concentration Trends in Clark County

Flamingo Water Reclamation District Plant

The chart shows that *Candida auris* wastewater concentrations at the Flamingo Water Resource Center were largely absent from July 2025 through June 2026, with consistent non-detectable levels dominating the period. Intermittent, low-level detections occurred sporadically, with brief spikes in mid-summer and early fall 2025, and a more noticeable but short-lived increase in October. Additional minor detections appeared in early 2026. However, all increases were transient. From March through May 2026, concentrations remained consistently undetectable, indicating no sustained transmission and an overall absence of ongoing community circulation.

Candida auris (C. auris) 5-Sample Rolling Average Concentration



Data Source: WastewaterScan.org
 Sampling Location: Clark County Water Reclamation District, Flamingo Water Resource Center
 Last Sampling Date: 2026-06-17

Interpretation of *Candida Auris* Concentrations

As of June 17, 2026, *Candida auris* was not detected in wastewater across monitored sites in Nevada, California, and Utah. All tested locations reported zero concentrations with stable trends, indicating no evidence of circulation. Several Nevada sites lacked testing data, but overall findings suggest no regional activity and minimal public health concern at this time.

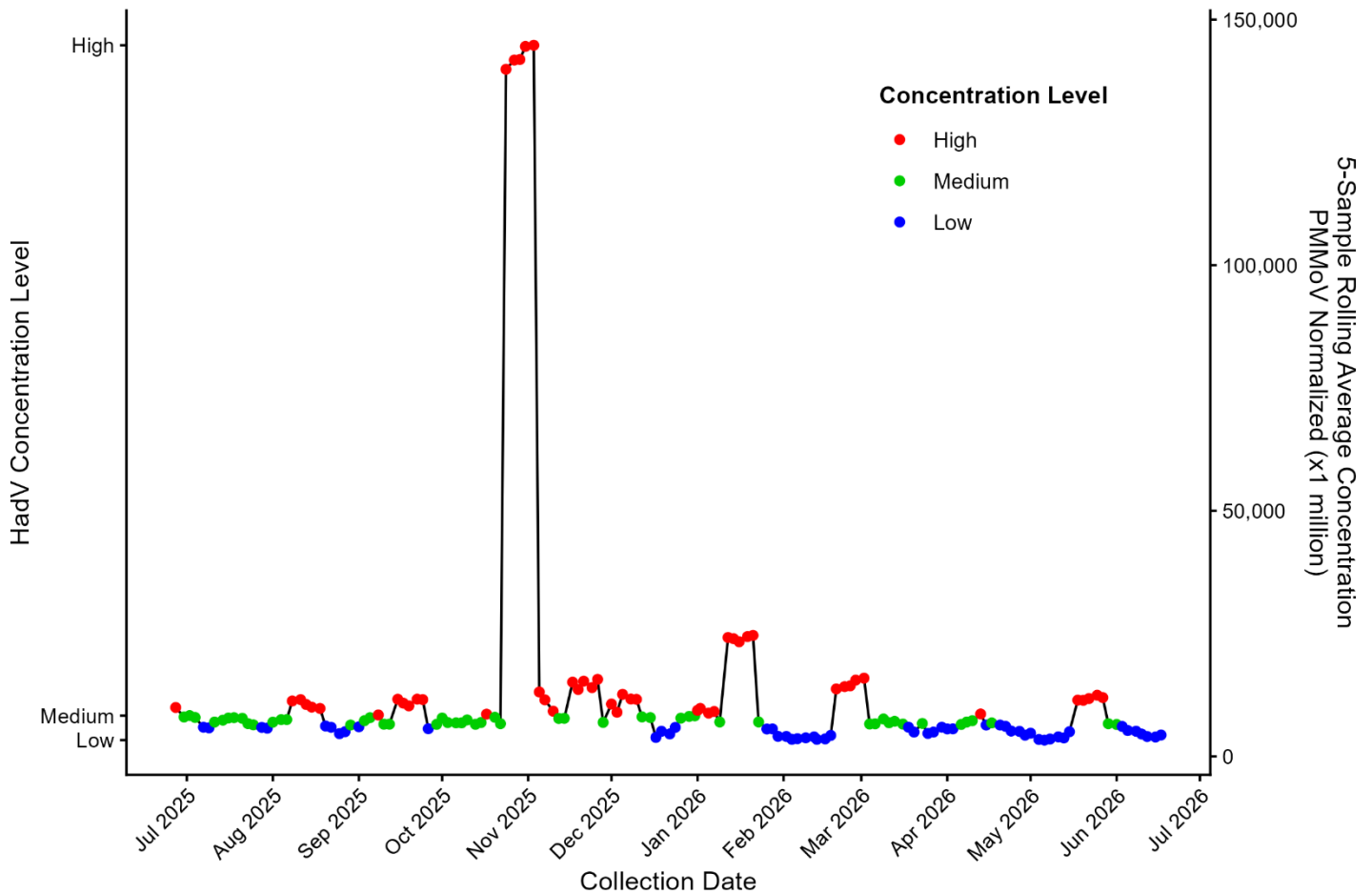
| Plant Name | City | Time frame | 5 Sample Rolling Mean | 14 Day Trend | Last Sampling Dates |
|--|------------------------------|------------|-----------------------|--------------|---------------------|
| Flamingo Water Resource Center | Las Vegas, NV | Current | 0.00 | ➔ | June 17, 2026 |
| Mesquite Wastewater Treatment Plant | City of Mesquite, NV | Current | Not Tested | | June 16, 2026 |
| Boulder Wastewater Treatment Plant | Boulder City, NV | Current | Not Tested | | June 15, 2026 |
| A.K. Warren Water Resource Facility | Los Angeles County, CA | Current | 0.00 | ➔ | June 15, 2026 |
| Hyperion Water Reclamation Plant (HWRP) | Los Angeles, CA | Current | 0.00 | ➔ | June 16, 2026 |
| Central Valley Water Reclamation Facility | Central Salt Lake Valley, UT | Current | 0.00 | ➔ | June 17, 2026 |
| Provo City Water Reclamation Facility | Provo, UT | Current | 0.00 | ➔ | June 15, 2026 |
| Regional Water Recycling Plant No.1 (RP-1) | Ontario, CA | Current | 0.00 | ➔ | June 17, 2026 |
| Riverside Water Quality Control Plant | Riverside, CA | Current | 0.00 | ➔ | June 17, 2026 |
| Valley Sanitary District | Indio, CA | Current | 0.00 | ➔ | June 17, 2026 |

Adenovirus Group F Concentration Trends in Clark County

Flamingo Water Reclamation District Plant

This chart shows Adenovirus Group F (HadV) wastewater activity at the Flamingo Water Resource Center in Clark County, Nevada, from July 2025 to June 2026. Activity generally remained at low to moderate levels throughout the monitoring period, with periodic fluctuations. A notable exception occurred in early November 2025, when concentrations surged dramatically, reaching the highest levels observed during the year. Following this brief spike, activity quickly returned to more typical levels. Smaller increases were observed in January, February, and late May 2026, but these were short-lived. Overall, the data indicates persistent low-level adenovirus circulation punctuated by an isolated major outbreak in November 2025.

Adenovirus Group F (HadV) 5-Sample Rolling Average Concentration



Data Source: WastewaterScan.org
 Sampling Location: Clark County Water Reclamation District, Flamingo Water Resource Center
 Last Sampling Date: 2026-06-17

Interpretation of Adenovirus Group F Concentrations

As of June 17, 2026, Adenovirus F wastewater activity remained elevated across Nevada, California, and Utah. Most sites showed declining trends, including Flamingo, A.K. Warren, and Provo, indicating reduced transmission. However, increases were observed in Ontario (RP-1) and Riverside, suggesting localized upticks. Overall, concentration remains high despite widespread declines across most monitored locations.

| Plant Name | City | Time frame | 5 Sample Rolling Mean | 14 Day Trend | Last Sampling Dates |
|--|------------------------------|------------|-----------------------|--------------|---------------------|
| Flamingo Water Resource Center | Las Vegas, NV | Current | 4355.55 | ↓ | June 17, 2026 |
| Mesquite Wastewater Treatment Plant | City of Mesquite, NV | Current | Not Tested | | June 16, 2026 |
| Boulder Wastewater Treatment Plant | Boulder City, NV | Current | Not Tested | | June 15, 2026 |
| A.K. Warren Water Resource Facility | Los Angeles County, CA | Current | 8239.25 | ↓ | June 15, 2026 |
| Hyperion Water Reclamation Plant (HWRP) | Los Angeles, CA | Current | 4145.33 | → | June 16, 2026 |
| Central Valley Water Reclamation Facility | Central Salt Lake Valley, UT | Current | 8773.8 | ↓ | June 17, 2026 |
| Provo City Water Reclamation Facility | Provo, UT | Current | 11315.38 | ↓ | June 15, 2026 |
| Regional Water Recycling Plant No.1 (RP-1) | Ontario, CA | Current | 27025.1 | ↑ | June 17, 2026 |
| Riverside Water Quality Control Plant | Riverside, CA | Current | 15613.73 | ↑ | June 17, 2026 |
| Valley Sanitary District | Indio, CA | Current | 5548.54 | ↓ | June 17, 2026 |

Parvovirus Concentrations Interpretation

As of June 17, 2026, parvovirus wastewater activity remained generally low across Nevada, California, and Utah. Most sites reported minimal concentrations, with stable or declining trends. Nevada sites showed no activity, while low-level detections were observed in California and Utah. Slight decreases were noted at Ontario and Riverside, indicating limited and stable regional transmission overall.

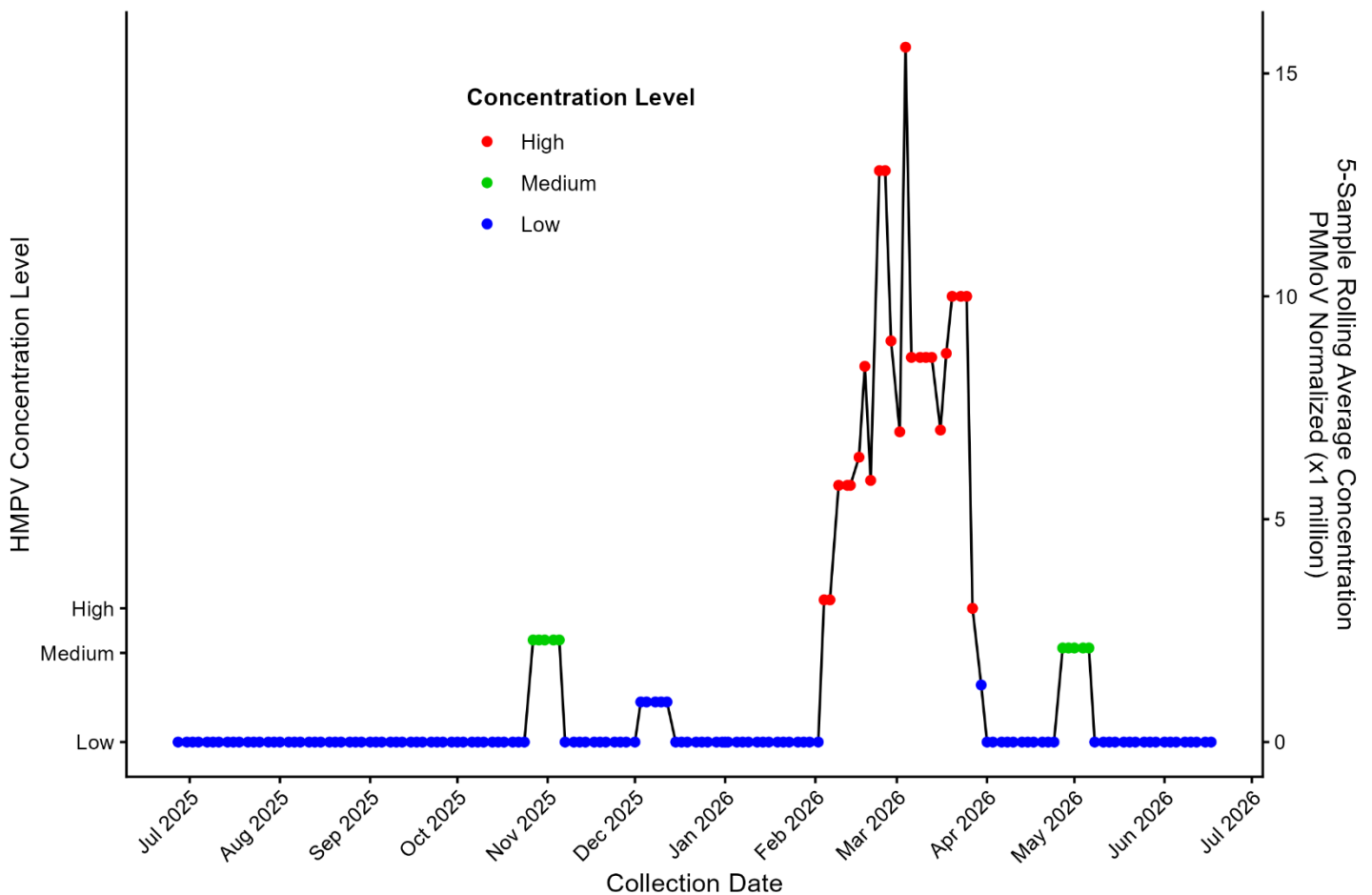
| Plant Name | City | Time frame | 5 Sample Rolling Mean | 14 Day Trend | Last Sampling Dates |
|--|------------------------------|------------|-----------------------|--------------|---------------------|
| Flamingo Water Resource Center | Las Vegas, NV | Current | 0.00 | ↓ | June 17, 2026 |
| Mesquite Wastewater Treatment Plant | City of Mesquite, NV | Current | Not Tested | | June 16, 2026 |
| Boulder Wastewater Treatment Plant | Boulder City, NV | Current | Not Tested | | June 15, 2026 |
| A.K. Warren Water Resource Facility | Los Angeles County, CA | Current | 1.00 | → | June 15, 2026 |
| Hyperion Water Reclamation Plant (HWRP) | Los Angeles, CA | Current | 1.47 | → | June 16, 2026 |
| Central Valley Water Reclamation Facility | Central Salt Lake Valley, UT | Current | 0.91 | → | June 17, 2026 |
| Provo City Water Reclamation Facility | Provo, UT | Current | 1.90 | → | June 15, 2026 |
| Regional Water Recycling Plant No.1 (RP-1) | Ontario, CA | Current | 1.22 | ↓ | June 17, 2026 |
| Riverside Water Quality Control Plant | Riverside, CA | Current | 1.68 | ↓ | June 17, 2026 |
| Valley Sanitary District | Indio, CA | Current | 0.00 | → | June 17, 2026 |

Human Metapneumovirus Concentration Trends in Clark County

Flamingo Water Reclamation District Plant

This chart shows Human Metapneumovirus (HMPV) wastewater activity at the Flamingo Water Resource Center in Clark County, Nevada, from July 2025 to June 2026. HMPV activity remained undetectable for most of 2025, with only brief low-to-moderate detections in November and December. Activity increased sharply in February 2026 and reached its highest levels during March, indicating a significant seasonal outbreak. Elevated concentrations persisted through much of March before declining rapidly in early April. A small resurgence occurred in late April and early May but was short-lived. By June 2026, HMPV activity had returned to non-detectable levels. Overall, the data indicate a concentrated winter–spring outbreak followed by sustained decline and minimal activity by early summer.

Human Metapneumovirus (HMPV) 5-Sample Rolling Average Concentration



Data Source: WastewaterScan.org
 Sampling Location: Clark County Water Reclamation District, Flamingo Water Resource Center
 Last Sampling Date: 2026-06-17

Human Metapneumovirus Concentrations Interpretation

As of June 17, 2026, HMPV wastewater activity remained low across Nevada, California, and Utah, indicating limited regional circulation. Most sites reported non-detectable or minimal levels with stable trends. Slight detections were observed in Central Salt Lake Valley, Provo, and Ontario, while other locations reported zero activity, reflecting low and stable transmission across the region.

| Plant Name | City | Time frame | 5 Sample Rolling Mean | 14 Day Trend | Last Sampling Dates |
|--|------------------------------|------------|-----------------------|--------------|---------------------|
| Flamingo Water Resource Center | Las Vegas, NV | Current | 0.00 | ➔ | June 17, 2026 |
| Mesquite Wastewater Treatment Plant | City of Mesquite, NV | Current | Not Tested | | June 16, 2026 |
| Boulder Wastewater Treatment Plant | Boulder City, NV | Current | Not Tested | | June 15, 2026 |
| A.K. Warren Water Resource Facility | Los Angeles County, CA | Current | 0.00 | ➔ | June 15, 2026 |
| Hyperion Water Reclamation Plant (HWRP) | Los Angeles, CA | Current | 0.52 | ➔ | June 16, 2026 |
| Central Valley Water Reclamation Facility | Central Salt Lake Valley, UT | Current | 2.50 | ⬇ | June 17, 2026 |
| Provo City Water Reclamation Facility | Provo, UT | Current | 1.17 | ➔ | June 15, 2026 |
| Regional Water Recycling Plant No.1 (RP-1) | Ontario, CA | Current | 1.02 | ➔ | June 17, 2026 |
| Riverside Water Quality Control Plant | Riverside, CA | Current | 0.00 | ➔ | June 17, 2026 |
| Valley Sanitary District | Indio, CA | Current | 0.00 | ➔ | June 17, 2026 |

Influenza H5 Viral Detection Comparing to Neighboring States

As of June 17, 2026, wastewater surveillance across California, Nevada, and Utah detected no Influenza H5 activity. All monitored treatment facilities reported non-detectable levels and stable trends, indicating no evidence of community circulation.

| Plant Name | City | Time frame | 5 Sample Rolling Mean | 14 Day Trend | Last Sampling Dates |
|--|------------------------------|------------|-----------------------|--------------|---------------------|
| Flamingo Water Resource Center | Las Vegas, NV | Current | 0.00 | ➔ | June 17, 2026 |
| Mesquite Wastewater Treatment Plant | City of Mesquite, NV | Current | 0.00 | ➔ | June 16, 2026 |
| Boulder Wastewater Treatment Plant | Boulder City, NV | Current | 0.00 | ➔ | June 15, 2026 |
| A.K. Warren Water Resource Facility | Los Angeles County, CA | Current | 0.00 | ➔ | June 15, 2026 |
| Hyperion Water Reclamation Plant (HWRP) | Los Angeles, CA | Current | 0.00 | ➔ | June 16, 2026 |
| Central Valley Water Reclamation Facility | Central Salt Lake Valley, UT | Current | 0.00 | ➔ | June 17, 2026 |
| Provo City Water Reclamation Facility | Provo, UT | Current | 0.00 | ➔ | June 15, 2026 |
| Regional Water Recycling Plant No.1 (RP-1) | Ontario, CA | Current | 0.00 | ➔ | June 17, 2026 |
| Riverside Water Quality Control Plant | Riverside, CA | Current | 0.00 | ➔ | June 17, 2026 |
| Valley Sanitary District | Indio, CA | Current | 0.00 | ➔ | June 17, 2026 |

West Nile Virus Viral Detection Comparing to Neighboring States

As of June 17, 2026, wastewater surveillance across California, Nevada, and Utah detected no West Nile virus activity. All tested facilities reported non-detectable results, indicating no evidence of community circulation. Mesquite and Boulder City did not conduct testing.

| Plant Name | City | Time frame | Detect/ Non-detect | Last Sampling Dates |
|--|------------------------------|------------|-----------------------|---------------------|
| Flamingo Water Resource Center | Las Vegas, NV | Current | Non-detect | June 17, 2026 |
| Mesquite Wastewater Treatment Plant | City of Mesquite, NV | Current | Not Tested | June 16, 2026 |
| Boulder Wastewater Treatment Plant | Boulder City, NV | Current | Not Tested | June 15, 2026 |
| A.K. Warren Water Resource Facility | Los Angeles County, CA | Current | Non-detect | June 15, 2026 |
| Hyperion Water Reclamation Plant (HWRP) | Los Angeles, CA | Current | Non-detect | June 16, 2026 |
| Central Valley Water Reclamation Facility | Central Salt Lake Valley, UT | Current | Non-detect | June 17, 2026 |
| Provo City Water Reclamation Facility | Provo, UT | Current | Non-detect | June 15, 2026 |
| Regional Water Recycling Plant No.1 (RP-1) | Ontario, CA | Current | Non-detect | June 17, 2026 |
| Riverside Water Quality Control Plant | Riverside, CA | Current | Non-detect | June 17, 2026 |
| Valley Sanitary District | Indio, CA | Current | Non-detect | June 17, 2026 |

MPOX Clade 1b Viral Detection Comparing to Neighboring States

As of June 17, 2026, wastewater surveillance across California, Nevada, and Utah detected no Mpx clade 1b activity. All monitored facilities reported non-detectable results, indicating no evidence of community circulation. Overall, wastewater data suggests the absence of Mpx clade 1b in the region and no signs of ongoing transmission or emerging outbreaks.

| Plant Name | City | Time frame | Detect/ Non-detect | Last Sampling Dates |
|--|------------------------------|------------|-----------------------|---------------------|
| Flamingo Water Resource Center | Las Vegas, NV | Current | Non-detect | June 17, 2026 |
| Mesquite Wastewater Treatment Plant | City of Mesquite, NV | Current | Non-detect | June 16, 2026 |
| Boulder Wastewater Treatment Plant | Boulder City, NV | Current | Non-detect | June 15, 2026 |
| A.K. Warren Water Resource Facility | Los Angeles County, CA | Current | Non-detect | June 15, 2026 |
| Hyperion Water Reclamation Plant (HWRP) | Los Angeles, CA | Current | Non-detect | June 16, 2026 |
| Central Valley Water Reclamation Facility | Central Salt Lake Valley, UT | Current | Non-detect | June 17, 2026 |
| Provo City Water Reclamation Facility | Provo, UT | Current | Non-detect | June 15, 2026 |
| Regional Water Recycling Plant No.1 (RP-1) | Ontario, CA | Current | Non-detect | June 17, 2026 |
| Riverside Water Quality Control Plant | Riverside, CA | Current | Non-detect | June 17, 2026 |
| Valley Sanitary District | Indio, CA | Current | Non-detect | June 17, 2026 |

MPOX Clade II Viral Detection Comparing to Neighboring States

As of June 17, 2026, wastewater surveillance detected no Mpox Clade II activity across monitored facilities in Nevada, California, and Utah. All sites reported non-detectable results, indicating no evidence of community circulation. Overall, wastewater data suggests the absence of Mpox Clade II in the region and no signs of active transmission or emerging outbreaks.

| Plant Name | City | Time frame | Detect/ Non-detect | Last Sampling Dates |
|--|------------------------------|-------------------|-------------------------------|----------------------------|
| Flamingo Water Resource Center | Las Vegas, NV | Current | Non-detect | June 17, 2026 |
| Mesquite Wastewater Treatment Plant | City of Mesquite, NV | Current | Non-detect | June 16, 2026 |
| Boulder Wastewater Treatment Plant | Boulder City, NV | Current | Non-detect | June 15, 2026 |
| A.K. Warren Water Resource Facility | Los Angeles County, CA | Current | Non-detect | June 15, 2026 |
| Hyperion Water Reclamation Plant (HWRP) | Los Angeles, CA | Current | Non-detect | June 16, 2026 |
| Central Valley Water Reclamation Facility | Central Salt Lake Valley, UT | Current | Non-detect | June 17, 2026 |
| Provo City Water Reclamation Facility | Provo, UT | Current | Non-detect | June 15, 2026 |
| Regional Water Recycling Plant No.1 (RP-1) | Ontario, CA | Current | Non-detect | June 17, 2026 |
| Riverside Water Quality Control Plant | Riverside, CA | Current | Non-detect | June 17, 2026 |
| Valley Sanitary District | Indio, CA | Current | Non-detect | June 17, 2026 |

Measles Viral Detection Comparing to Neighboring States

As of June 17, 2026, measles was not detected in wastewater at any monitored facility across Nevada, California, and Utah. All sites reported non-detectable results, indicating no evidence of community circulation.

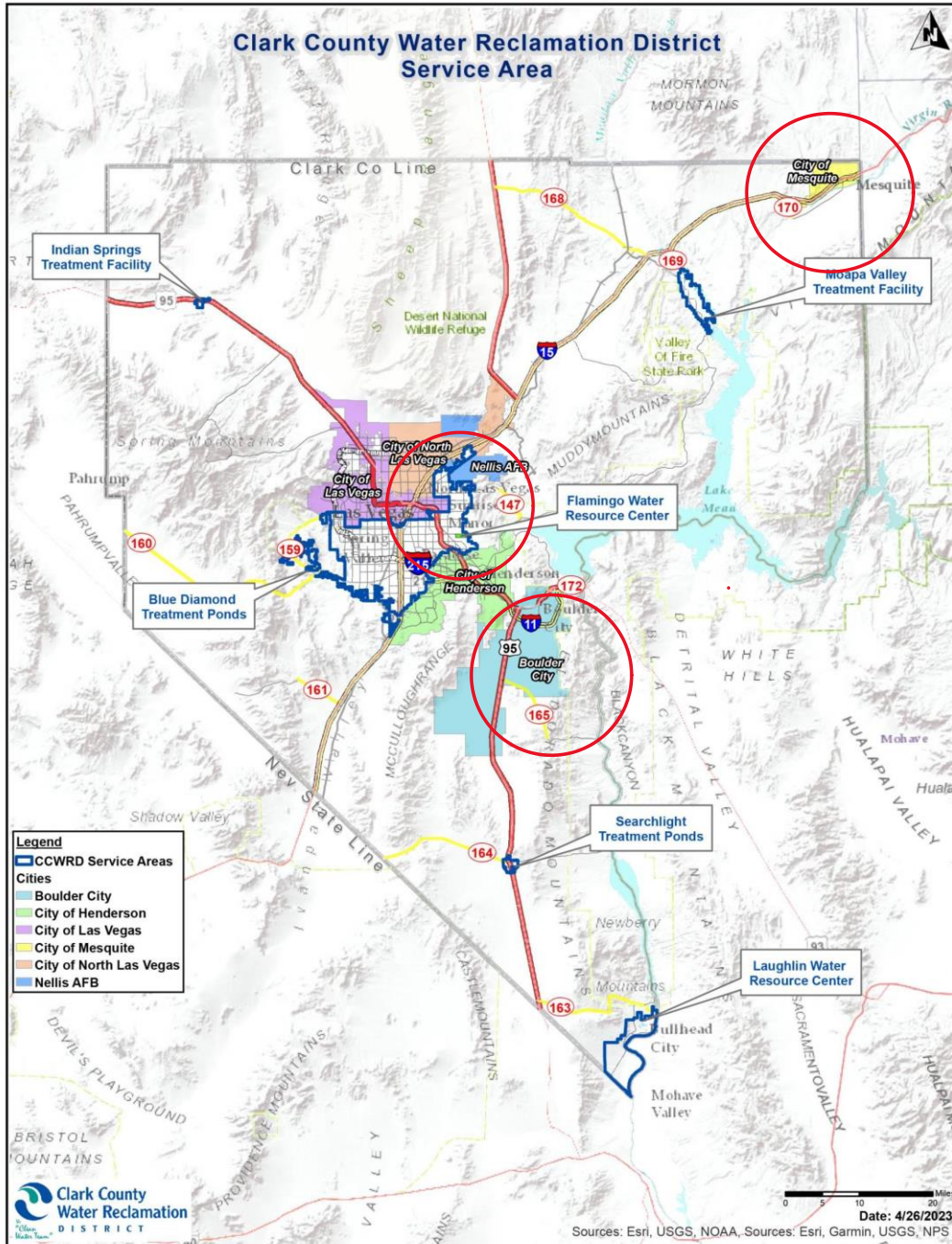
| Plant Name | City | Time frame | Detect/ Non-detect | Last Sampling Dates |
|--|------------------------------|------------|-----------------------|---------------------|
| Flamingo Water Resource Center | Las Vegas, NV | Current | Non-detect | June 17, 2026 |
| Mesquite Wastewater Treatment Plant | City of Mesquite, NV | Current | Non-detect | June 16, 2026 |
| Boulder Wastewater Treatment Plant | Boulder City, NV | Current | Non-detect | June 15, 2026 |
| A.K. Warren Water Resource Facility | Los Angeles County, CA | Current | Non-detect | June 15, 2026 |
| Hyperion Water Reclamation Plant (HWRP) | Los Angeles, CA | Current | Non-detect | June 16, 2026 |
| Central Valley Water Reclamation Facility | Central Salt Lake Valley, UT | Current | Non-detect | June 17, 2026 |
| Provo City Water Reclamation Facility | Provo, UT | Current | Non-detect | June 15, 2026 |
| Regional Water Recycling Plant No.1 (RP-1) | Ontario, CA | Current | Non-detect | June 17, 2026 |
| Riverside Water Quality Control Plant | Riverside, CA | Current | Non-detect | June 17, 2026 |
| Valley Sanitary District | Indio, CA | Current | Non-detect | June 17, 2026 |

References

1. Verily Laboratories. *Public health: wastewater-based epidemiology (WBE)*. <https://verily.com/solutions/sightline/wastewater>. Published 2025. Accessed January 1, 2024.
2. WastewaterSCAN. WastewaterSCAN: wastewater surveillance for community-level disease monitoring. <https://www.wastewaterscan.org>. Accessed July 3, 2025.
3. Boehm, A. B., Wolfe, M. K., Bidwell, A. L., Zulli, A., Vikram-Chan-Herur, V., White, B. J., Shelden, B., & Duong, D. (2024). *Human pathogen nucleic acids in wastewater solids from 191 wastewater treatment plants in the United States*. *Scientific Data*, 11, 1141.

Appendix

Wastewater Sampling Sites in Clark County, Nevada (red circles).



Source: Clark County Water Reclamation District