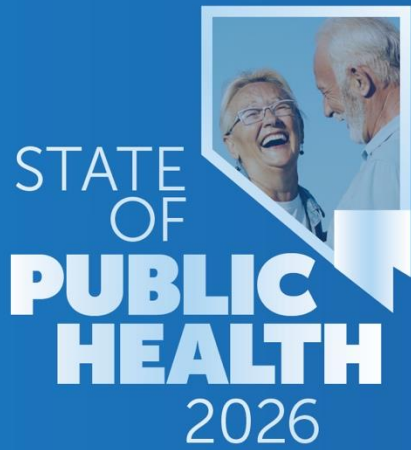


STATE
OF
**PUBLIC
HEALTH**

2026





Welcome

Cassius Lockett, PhD, MPH
District Health Officer





Addressing the Overdose Epidemic in Clark County: Data, Prevention and Community Partnerships

Brandon Delise, MPH, CIC
Senior Epidemiologist

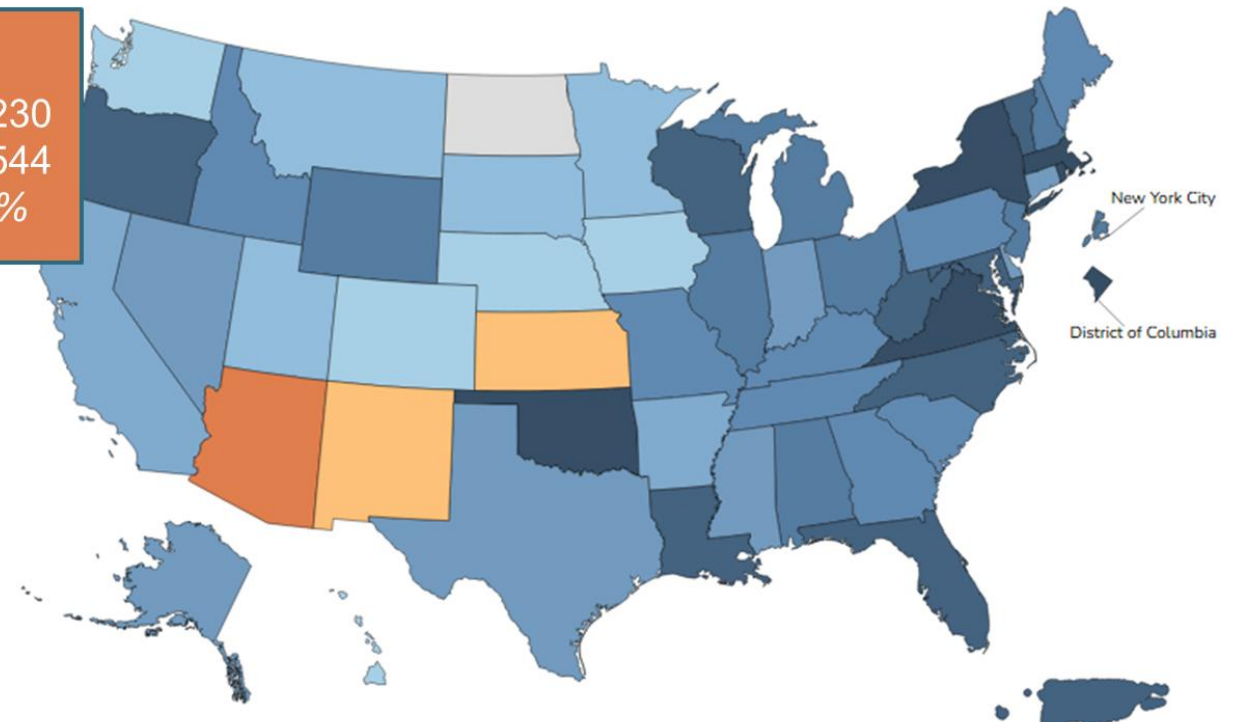
Jessica Johnson, MPH, CHES, CPS
Health Education Supervisor

Jamie Ross, CPS
CEO, PACT Coalition



Percent Change in Reported 12 Month-ending Count of Drug Overdose Deaths, by State: 08/2024 to 08/2025

Nevada
Reported cases 2025: 1230
Reported cases 2024: 1544
Percent change -20.34%

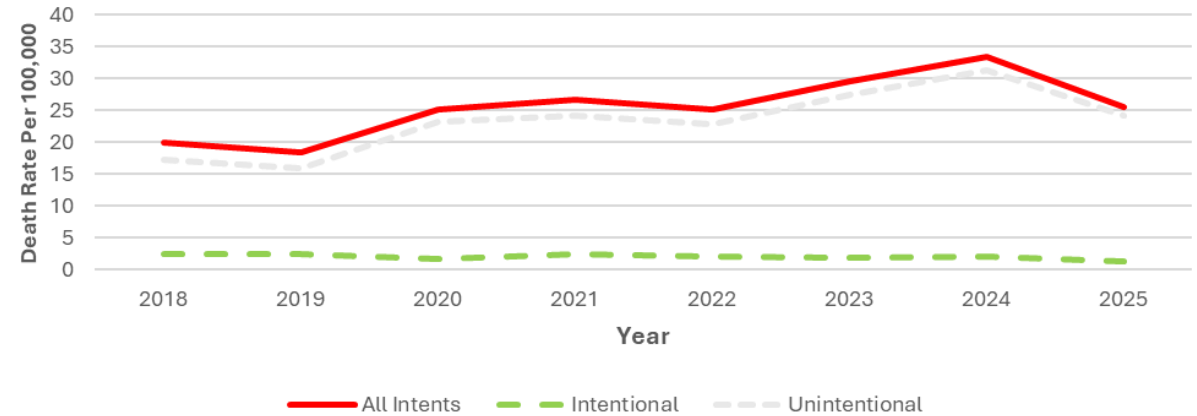


Legend for Percent Change in Drug Overdose Deaths Between 12-Month Ending Periods
-42.6% 15.9%

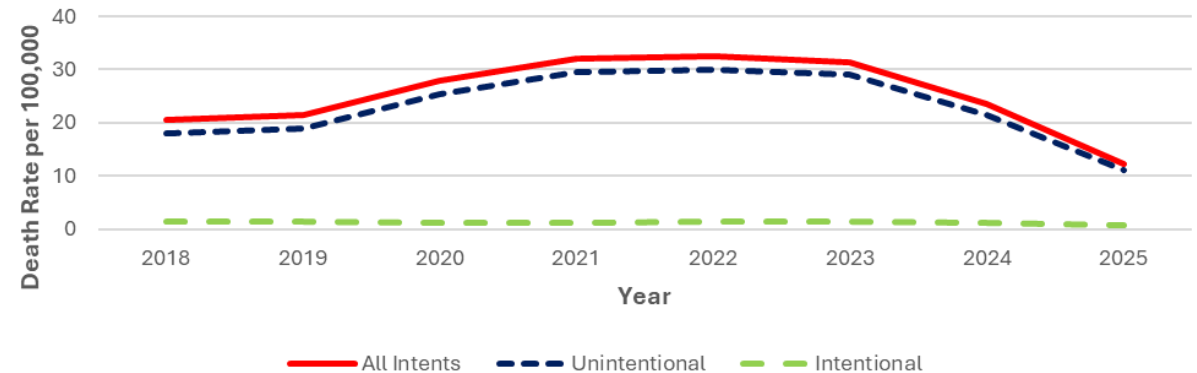
Drug Overdose Death Rates: Clark County vs. United States

- The majority of fatal drug overdoses in Clark County and across the US are unintentional, including those involving fentanyl.
- Clark County has seen **sharp increase** in overdose deaths since 2020 and a **sharp decrease** in overdose deaths in 2025 mirroring national patterns but with local variations in timing.

Crude Drug Overdose Death Rate per 100,000 Among Clark County Residents by Intent (2018-2025)



Crude Drug Overdose Death Rate per 100,000 Among US Residents By Intent (2018-2025)

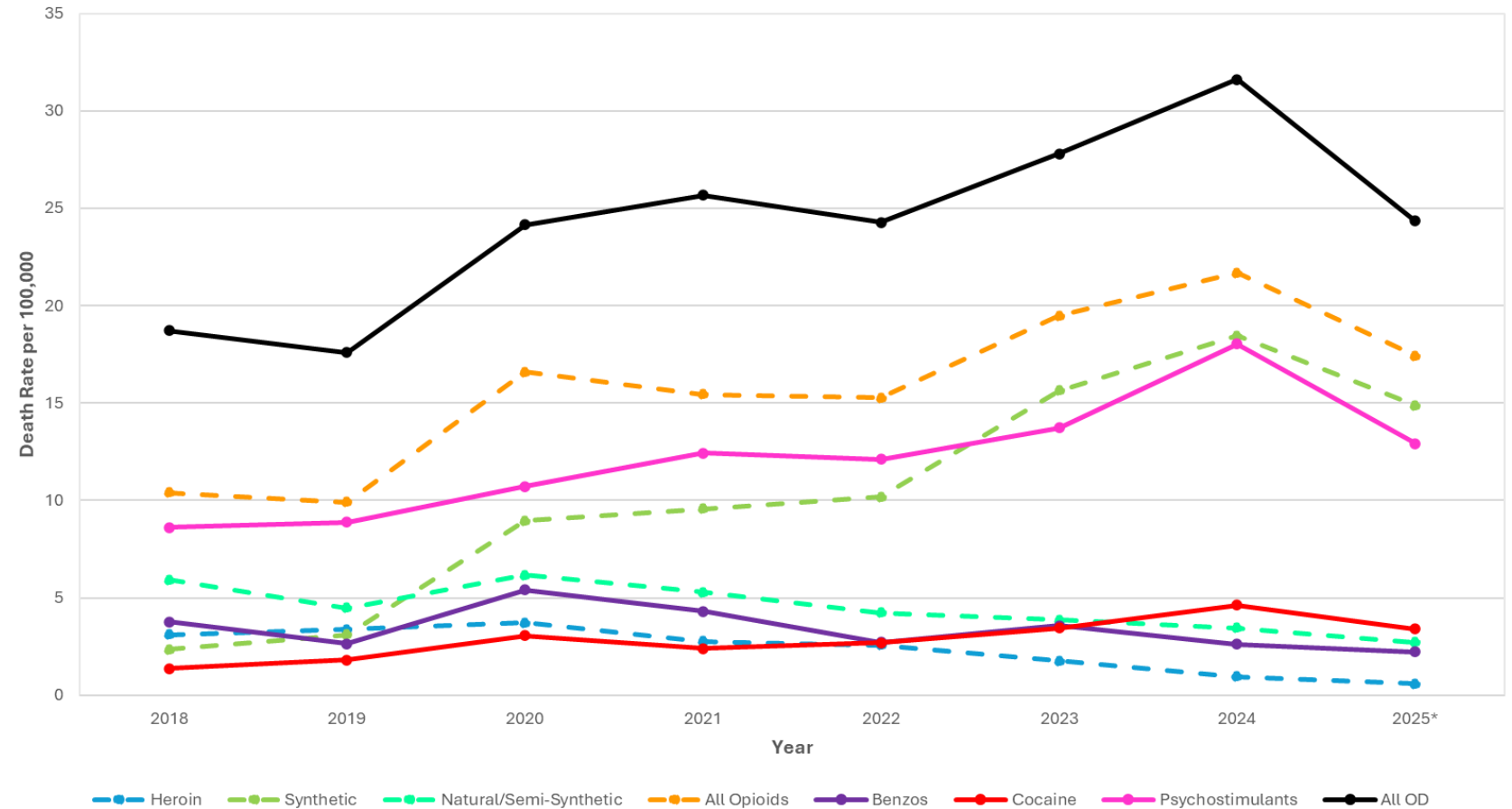


Current as of 02/10/2026.

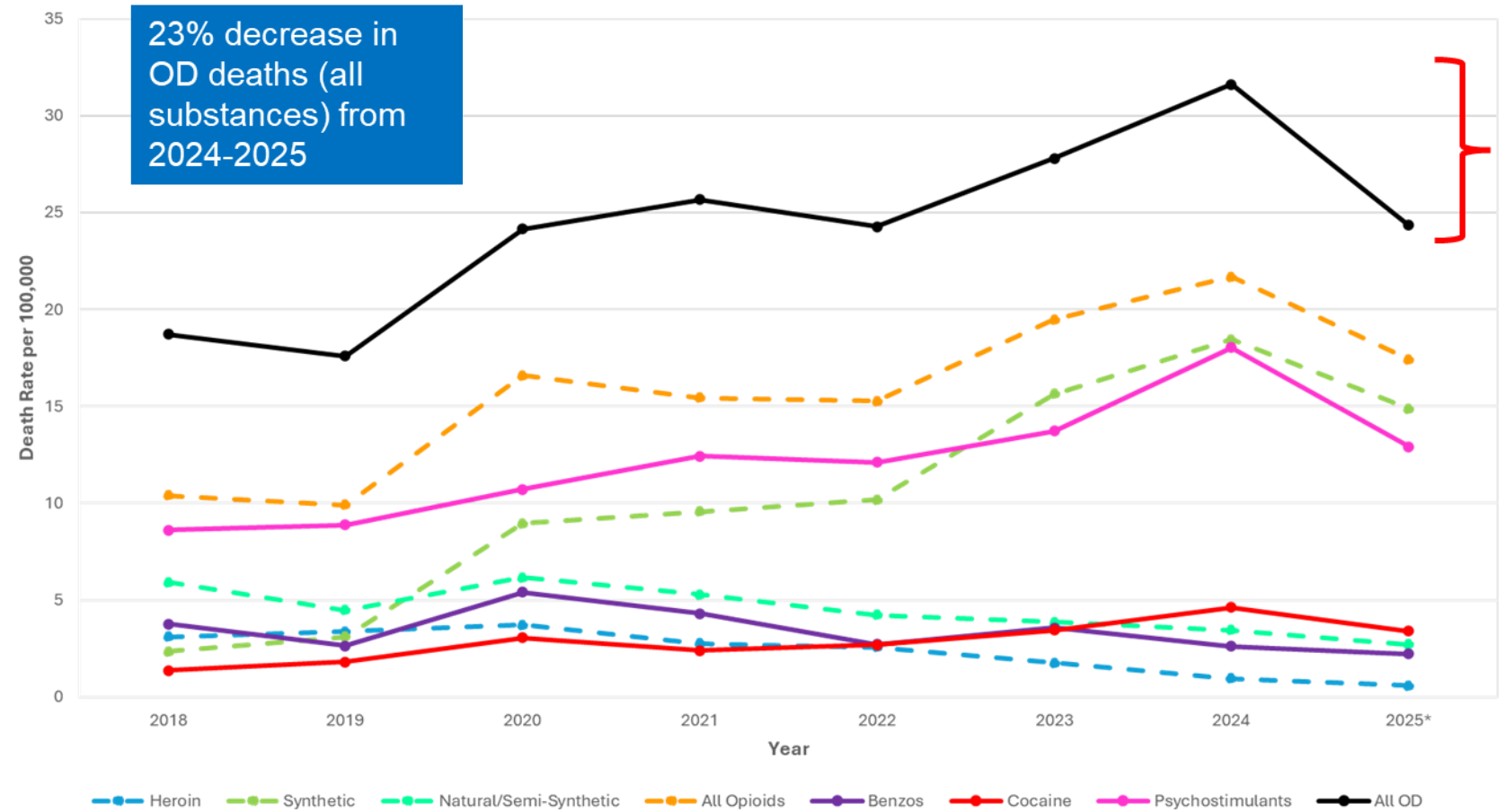
Data Source: Nevada Electronic Death Registry System; CDC WONDER

Note: 2025 data are preliminary and subject to change

Age-Adjusted Drug Overdose Death Rate per 100,000 by Drug Class Among Clark County Residents (2018-2025)



Age-Adjusted Drug Overdose Death Rate per 100,000 by Drug Class Among Clark County Residents (2018-2025)





STATE
OF
**PUBLIC
HEALTH**
2026

Reducing Overdose Morbidity and Mortality in Clark County: SNHD and Community Partnerships



SNHD
Southern Nevada Health District



Linkage to Care

Clark Co Det Cntr, EMPOWERED program, The Center, Impact Exchange, Hospital EDs, Rural Drug Courts




Peer Support

Peer recovery support with linkage programs, workforce development internship



'Hot Spot' Outreach

Biweekly outreaches to areas experiencing elevated overdose, ambassador program



24/7 Overdose Response

Post overdose response team connects people with non-fatal overdoses to care/supports



Data dashboard

Overdose data updated monthly for morbidity, mortality, drug checking, and overdose prevention resources



Current SNHD and Community Partners Efforts



Drug checking

Innovative surveillance project samples drug paraphernalia for adulterants




Naloxone distribution

Education /distribution to community, first responders, hospital teams via outreach, agencies, leave behind, vending



Test Strip distribution

Train community on how to use fentanyl and xylazine test strips, distribute, mail program Strip Club



Education & Coalitions

Train community on overdose prevention, stigma, and related topics (e.g., violence prevention, juvenile justice prevention), Contingency Management, SNOAC, SURG



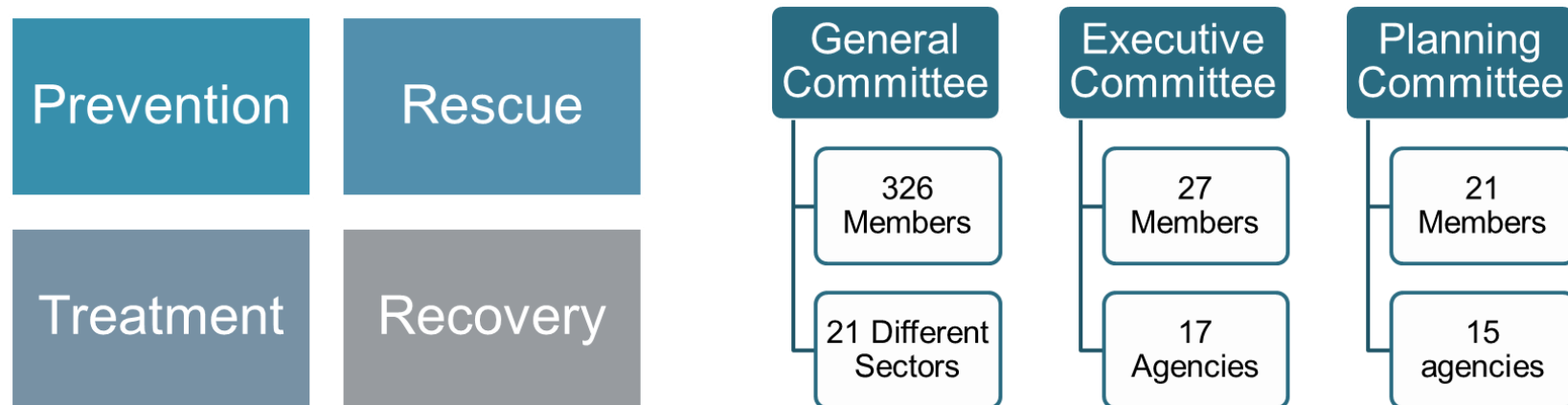
Media campaigns

Utilizing influencers and ad placement to connect people who use stimulants to naloxone and prevention support



Current SNHD and Partner Projects: Southern Nevada Opioid Advisory Council (SNOAC)

Mission: *The mission of SNOAC is to develop a systems-level response to the Southern Nevada substance use crisis through evidence-based strategies and unique community collaborations*



<https://www.snoac.org>

Current SNHD and Partner Projects: SNOAC's Substance Misuse and Overdose Prevention Summit

- Annual Summit to highlight local efforts and strengthen community engagement opportunities
- **Thursday, August 13, 2026**

www.snoac.org/southern-nevada-substance-misuse-and-overdose-prevention-summit



Current SNHD and Partner Projects: Substance Use Dashboard

Substance Use Dashboard

CHAPTER 1
Annual Drug Overdose Morbidity and Mortality Data

Welcome to the Southern Nevada Health District's Substance Use Dashboard

Here you'll find essential data on substance use related mortality & morbidity, drug checking, and naloxone & test strip resources in Clark County, NV.

Chapter 1: This chapter presents annual age-adjusted death rates for opioid, fentanyl, and methamphetamine-involved overdoses, as well as non-fatal opioid overdoses. It also covers demographics of the affected populations and the geographic distribution of opioid overdose mortality.

Chapter 2: This chapter presents monthly crude rates, displaying the most recent 12 months of finalized data for opioid deaths, fentanyl deaths, methamphetamine deaths, and non-fatal opioid overdoses.

Chapter 3: Here, you'll find the data from the Southern Nevada Health District's drug checking program.

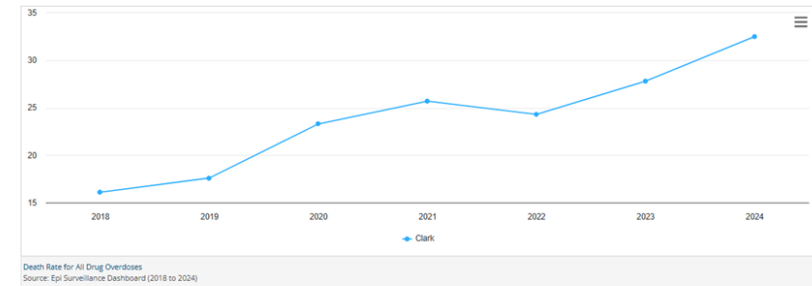
Chapter 4: This part of the dashboard offers an overview of where to obtain naloxone and fentanyl & xylazine test strips.

Definitions: This section provides an overview of the key terms found on the dashboard, including "opioids" and "fentanyl".

Explore these chapters to access critical information that supports informed public health strategies and interventions.

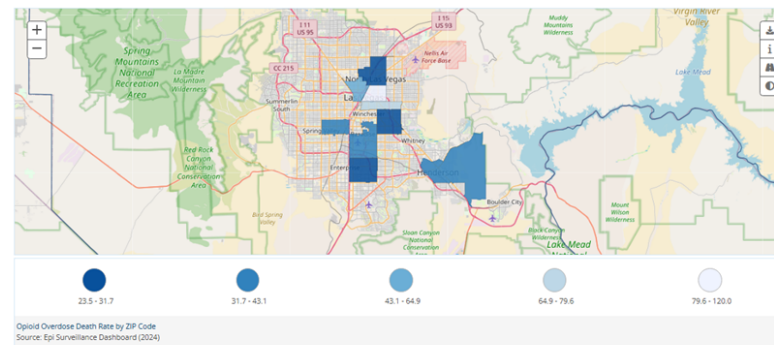
Age-Adjusted Death Rate for All Drug Overdoses, 2018-2024

All drug overdose deaths increased 102.6% among Clark County residents from 2018-2024.



Crude Death Rate for Opioid-Involved Overdoses by ZIP Code, 2024

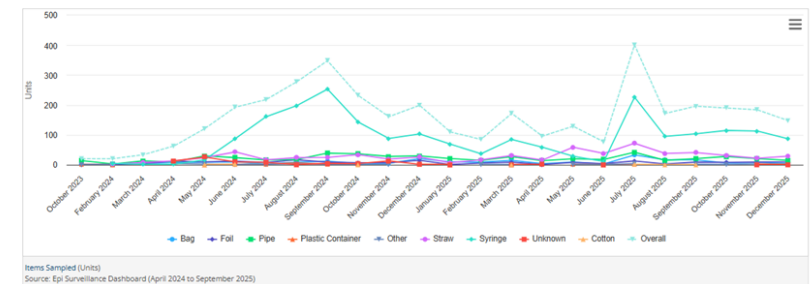
These data present death rates for opioid involved overdoses by ZIP code, showing the ZIP codes where 12 or more deaths occurred in 2024. The ZIP code 89101 has the highest opioid-involved death rate in 2024.



Items Sampled by Paraphernalia Type

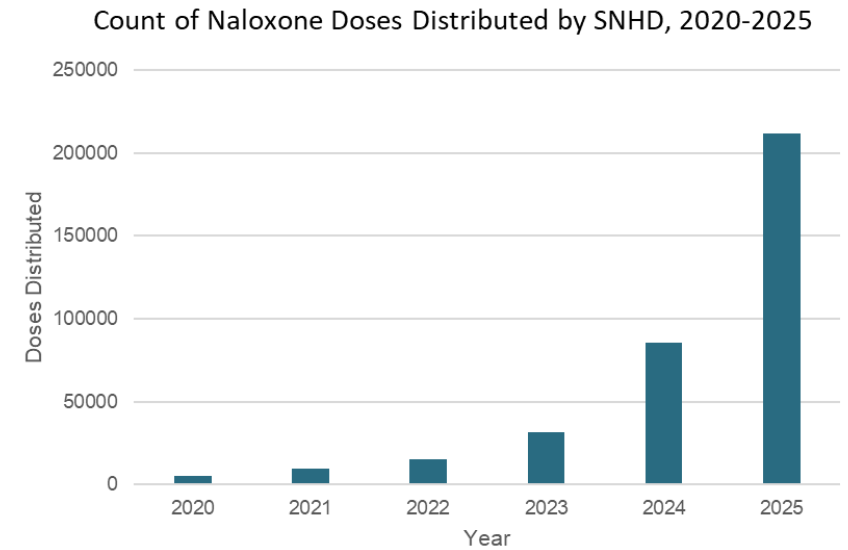
This indicator reflects the number of samples taken from paraphernalia, broken out by paraphernalia item category.

The types of paraphernalia used can indicate routes of administration of various substances. This information can inform prevention and harm reduction efforts.



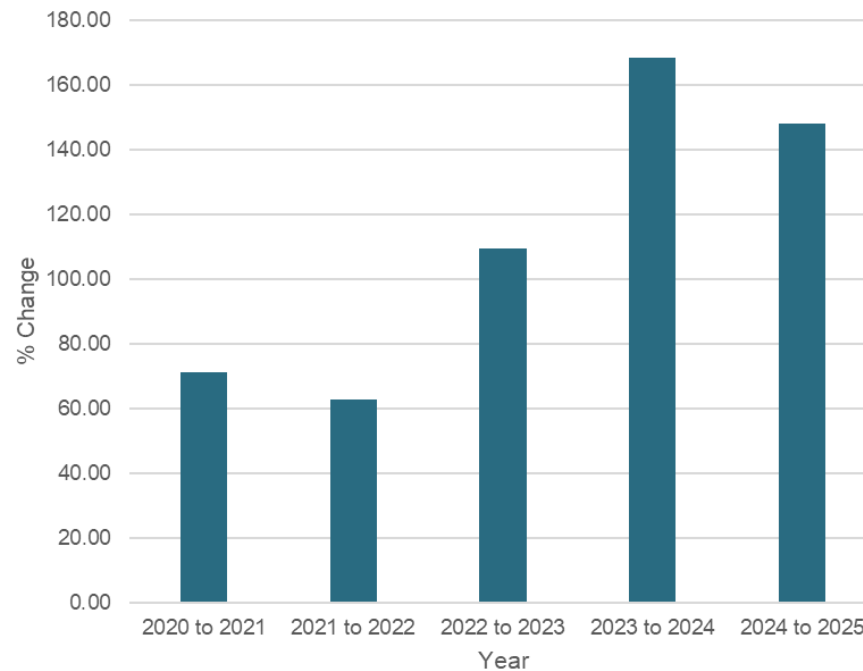
Current SNHD and Partner Projects: Naloxone Distribution

Count of Naloxone Doses Distributed by SNHD, 2020-2025	
2020	5,455
2021	9,346
2022	15,224
2023	31,873
2024	85,509
2025	212,112



Current SNHD and Partner Projects: Naloxone Distribution

Percent Change in Naloxone Distribution at SNHD, 2020-2025

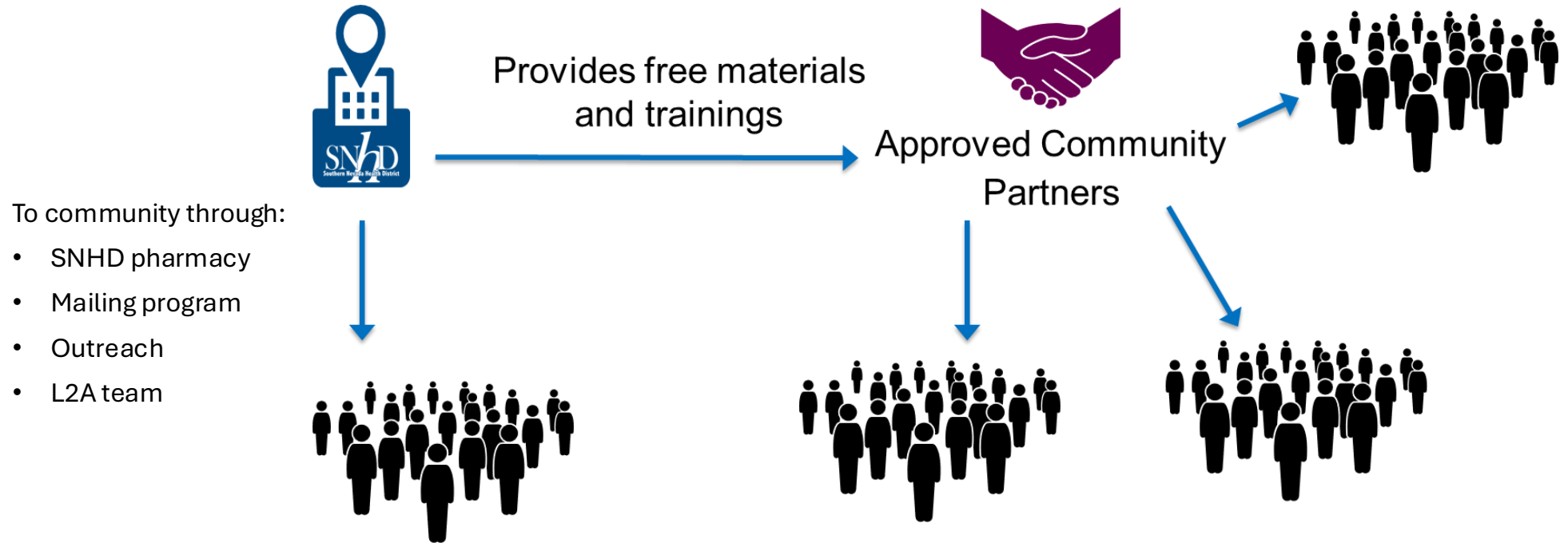


Percent Increase in Naloxone Distribution at SNHD, 2020-2025

2020 to 2021	71.33%
2021 to 2022	62.89%
2022 to 2023	109.36%
2023 to 2024	168.28%
2024 to 2025	148.06%



Current SNHD and Partner Projects: Test Strip Distribution



Current SNHD and Partner Projects: Test Strip Distribution



Fentanyl Test Strips

- Launched: 9/2021
- 66 distributing agencies
- 233,700 strips distributed
- 862 trainees

Xyalzine Test Strips

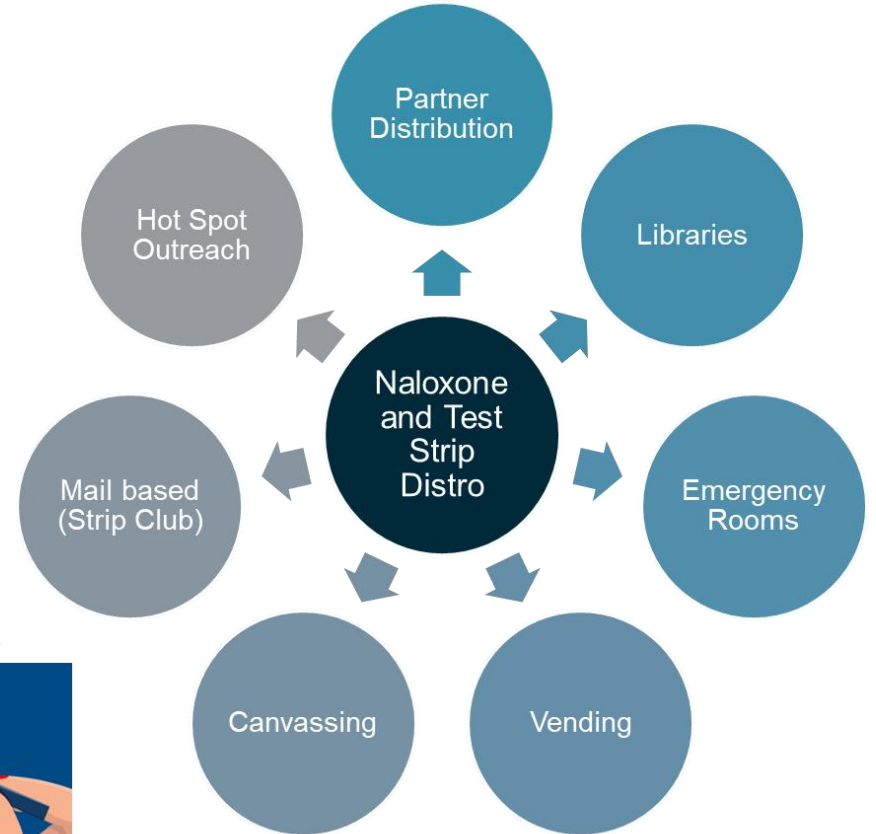
- Launched: 2/2024
- 42 distributing agencies
- 143,100 strips distributed
- 431 trainees



2022 NPHA Public Health Program of the Year



Current SNHD and Partner Projects: Naloxone + Test Strip Distribution



The Strip Club

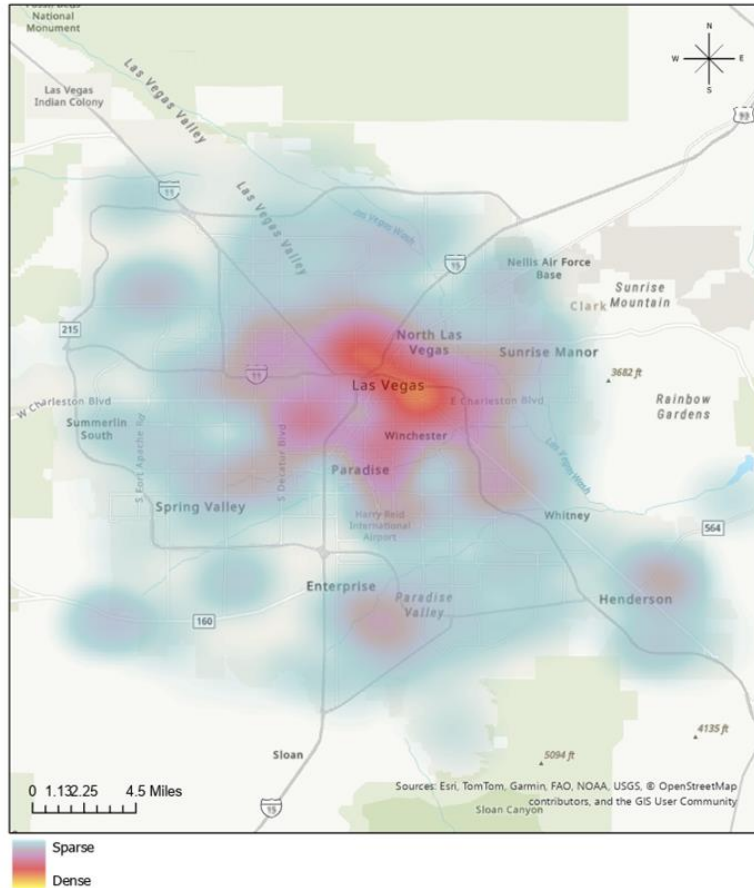
Join "The Strip Club," a mail-order harm reduction program! If you have a Clark County, Nevada address, use the "REQUEST AN INDIVIDUAL ORDER" button below to fill out a short, secure form to request fentanyl and/or xylazine test strips to be discreetly mailed to you.

If you or your organization need a larger amount of test strips and/or other harm reduction supplies to distribute to others in your community, use the "REQUEST AND OUTREACH ORDER" button below.






Current SNHD and Partner Projects: Hot Spot Outreach



Continuing to Strengthen SNHD's Response

- **Current landscape**
 - Current programs showing impact in data surveillance, linkage to care, and overdose prevention
 - Federal funding uncertainty, state support would not fully cover federal funding loss
 - SNHD only big city health department not directly receiving opioid settlement funding
- **Strategic Priorities**
 - Sustain existing programs that provide critical surveillance and intervention
 - Bridge funding gaps to prevent service interruptions
 - Strengthen overdose prevention initiatives, linkage to care networks with demonstrated successes
- **Expansion opportunities with additional resources**
 - Extending linkage programs to additional public safety and hospital settings
 - Implement low barrier treatment access to reduce time between intervention and treatment
 - Enhance post-overdose outreach capacity in high-burden communities
 - Expand mobile outreach services in reach and frequency



Contact Information

Brandon Delise
elise@snhd.org

Jessica Johnson
johnsonjes@snhd.org

Jamie Ross
jross@drugfreelasvegas.org

Acknowledgements

- Dr. Lockett
- Dr. Mangla
- Victoria Burris
- Rebecca Topol
- Elizabeth Adleman
- Victoria Hughes
- Monica Galaviz
- Carol Luna
- Veralynn Orewyler
- Marco Mendez
- Rebecca Cruz-Nanez
- Jenny Gratzke
- Tiffany Flournoy
- Anthony Asay
- Katarina Pulver
- Lori Bryan
- Carmen Hua
- Lisa Cole
- Jeffrey Alvarez
- Nicol McNee
- Bethany de Los Reyes
- Impact Exchange
- PACT Coalition
- Foundation for Recovery
- The Center
- Nevada Institute for Children's Research and Policy (UNLV NIRCP)
- Roseman's EMPOWERED program
- Rescue Agency
- NV HIDTA
- LVMPD LIMA
- NV Dept of Health and Human Services
- People who receive services from our programs

Thank you!





STATE
OF
**PUBLIC
HEALTH**
2026

2026



SOUTHERN NEVADA
SUBSTANCE MISUSE
OVERDOSE PREVENTION
SUMMIT

Guided by the science of hope, this year's summit brings together community partners, advocates, and leaders committed to addressing substance use and building a healthier Southern Nevada.



TUSCANY CASINO
255 E FLAMINGO RD.
LAS VEGAS, NV 89169



THURSDAY, AUGUST 13
8 A.M.–5 P.M.

For questions, please contact the
event coordinator, Katarina Pulver, at pulver@snhd.org

For more information and/or
to submit a workshop
proposal, please scan the QR
code or visit
bit.ly/SNOACSNMOPS



**SAVE
THE
DATE**



Street Medicine: Meeting People Where They Are — Health Care for Unsheltered Residents in Clark County

Shannon Pickering, RN, BSN
Community Health Nurse Manager




What is Street Medicine and Why it Matters

- Purpose
 - Provide frontline primary care services to individuals experiencing homelessness and barriers to traditional care
- Approach
 - Meet people where they are (streets, encampments, parks)
 - Build trust through consistent, relationship-based, low barrier care
 - Leverage community partnerships

What is Street Medicine and Why it Matters

- What we do
 - Basic and primary medical care, assessments and follow-up
 - Referrals and connection for ongoing services
- Why it matters
 - Improve access to care for high need populations
 - Support health equity and response to homelessness
 - Improve health outcomes by managing chronic conditions



Leadership

Lourdes Yapjoco, MSN-PH, RN, CCM

Director of Public Health and Preventive Care

Shannon Pickering, BSN, RN

Community Health Nurse Manager

Karin Dinda, BSN, RN

Community Health Nurse Supervisor


Robin Carter, DO

Chief Medical Officer

Rosanne Sugay, MD, MPH

Medical Epidemiologist





Field Team

Long Tran, APRN

Dennis Morala, RN

Senior Community Health Nurse

Yareli Romualdo Daniel

Community Health Worker

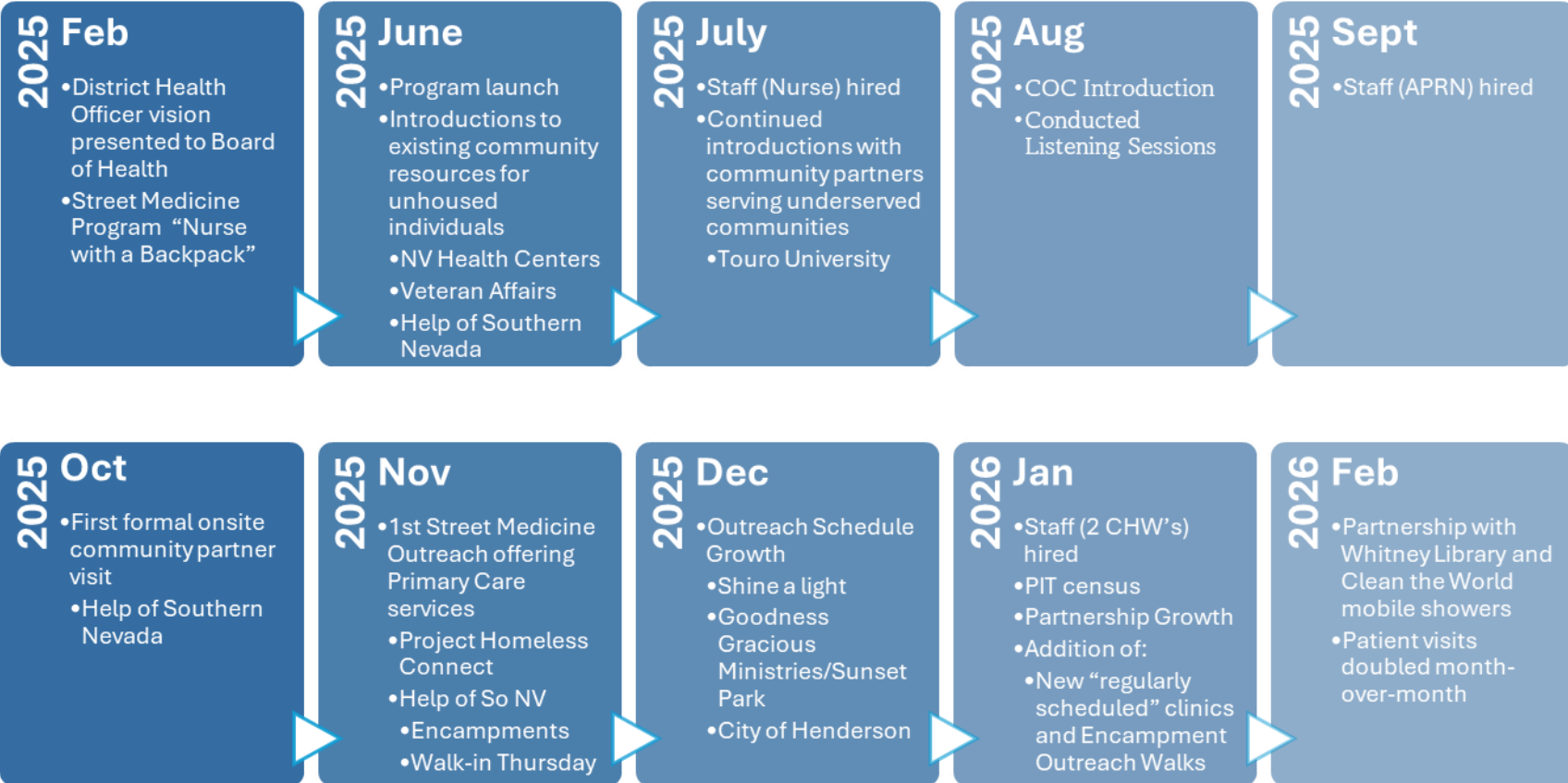
Justin Levinsky

Community Health Worker



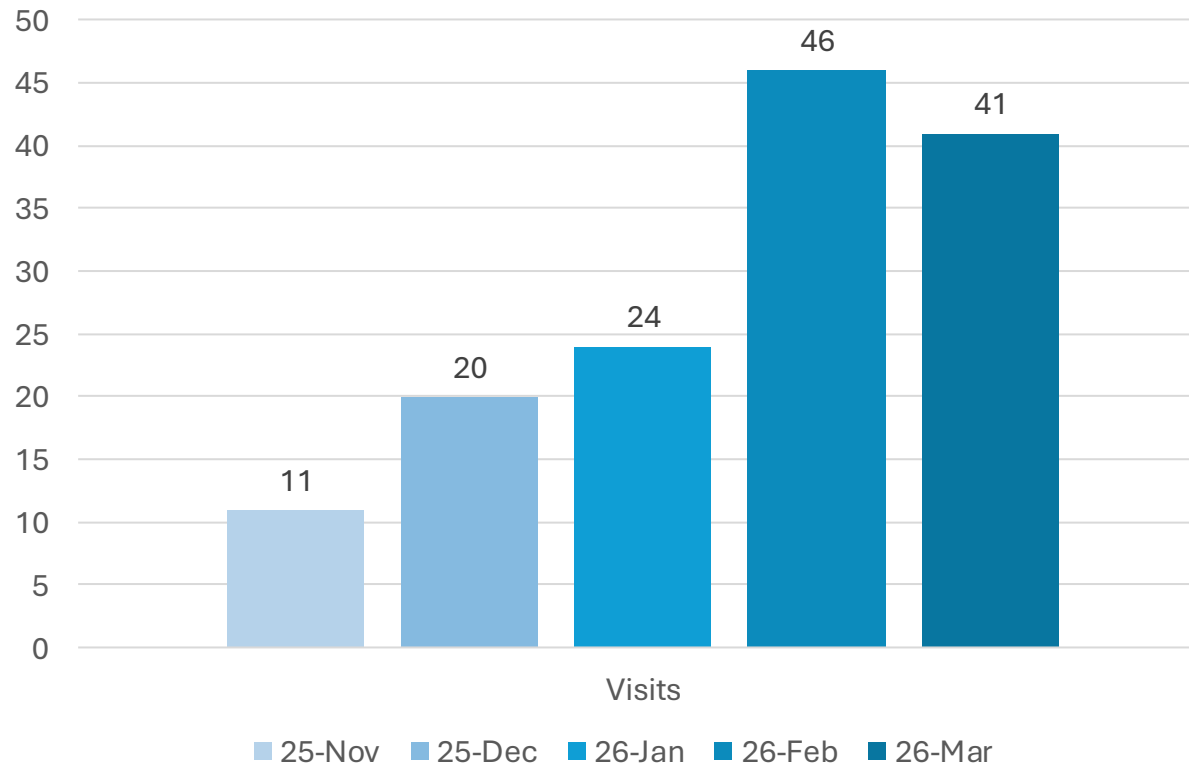


Street Medicine Milestones

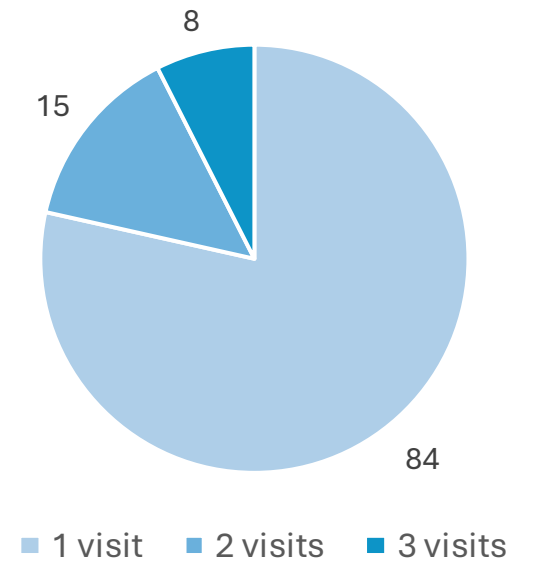


Street Medicine Statistics

Patient Visits

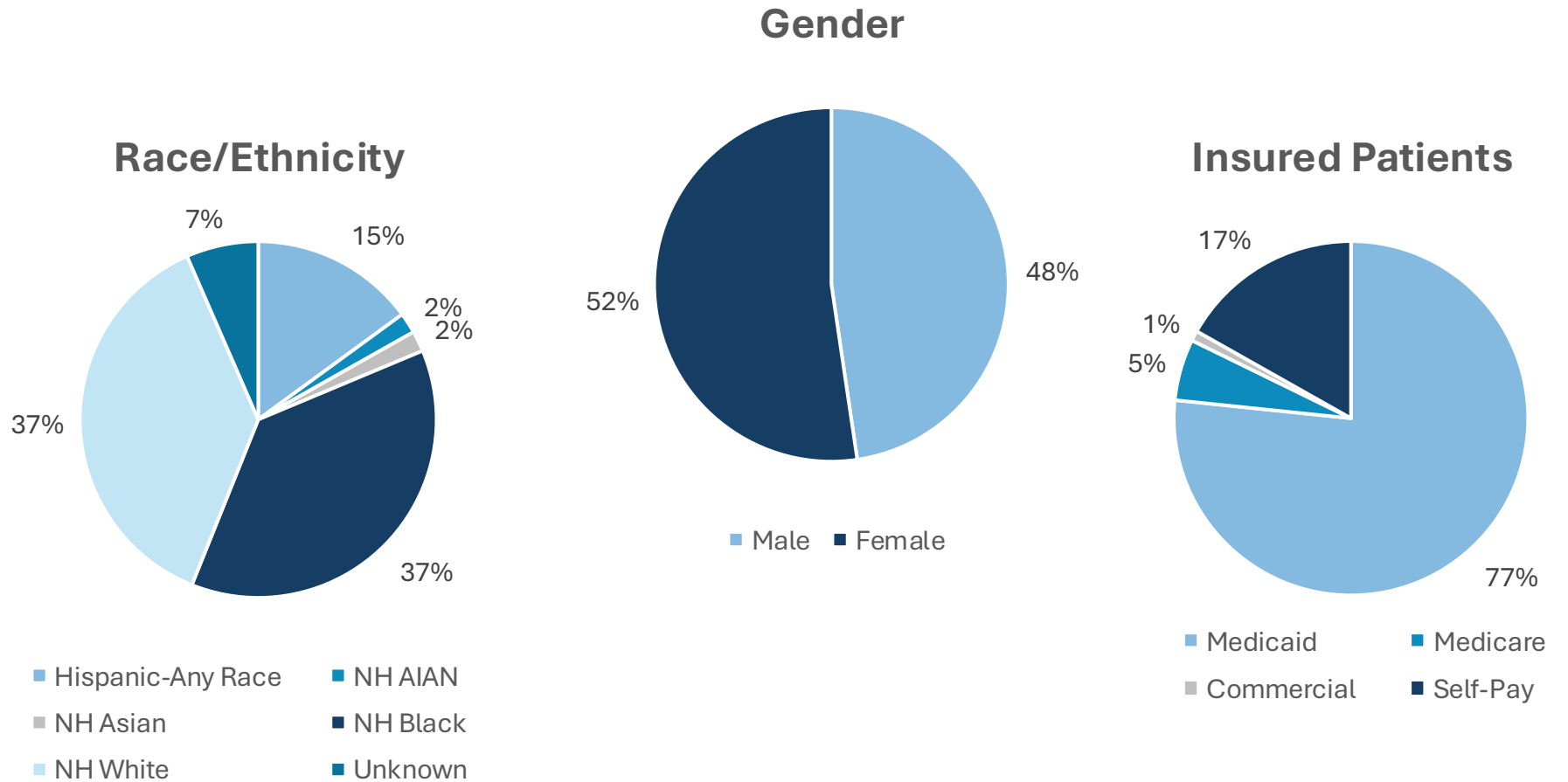


Follow-Up Visits



107 unique persons with provider visits between November 2025 and March 2026

Street Medicine Demographics



Thank you!





Street Medicine Panel

Will Allphin

Director FSW&W, Clean the World Global

Louis Lacey

Director of Homeless Response Teams, HELP of Southern Nevada

Justin Levinsky

Community Health Worker, Southern Nevada Health District

Rosanne Sugay, MD, MPH

Medical Epidemiologist, Southern Nevada Health District

Annie Wilson, Ed.D., LMSW

HOPE Liaison, LVMPD Office of Community Engagement



STATE
OF
**PUBLIC
HEALTH**
2026



PUBLIC HEALTH WEEK

APRIL 6-12

**LIGHTING THE WAY TO
HEALTHIER COMMUNITIES**