



HEAT-ASSOCIATED DEATHS & EMERGENCY DEPARTMENT VISITS 2025 MONTHLY REPORT [SEPTEMBER 2025]

In an effort to keep Clark County, Nevada residents and visitors aware of heat associated illness and mortality, the Southern Nevada Health District (SNHD) has initiated monthly extreme heat updates. The Centers for Disease Control and Prevention (CDC) defines extreme heat as reaching higher than average temperatures or humidity levels for a particular location and time of year. Heat-related illness occurs when a person's body temperature rises faster than it can cool down, which may lead to heat exhaustion or heat stroke, ultimately damaging the brain or other vital organs. Older adults, the very young, and those with mental illness or chronic disease have the highest risk of heat-related illness. However, anyone can be affected if participating in strenuous physical exercise in hotter weather. Heat-related deaths and illnesses are preventable; please visit www.southernnevadahealthdistrict.org. Clark County has cooling and hydration stations open to the public throughout the heat season. For more information regarding community resources, please visit www.clarkcountynv.gov. Surveillance runs from April through October each year. During this heat season (2025), there has been a registered total of **165 heat-associated deaths**.

Figure 1. Heat-associated deaths in Clark County in Clark County by week, as of 09/16/2025

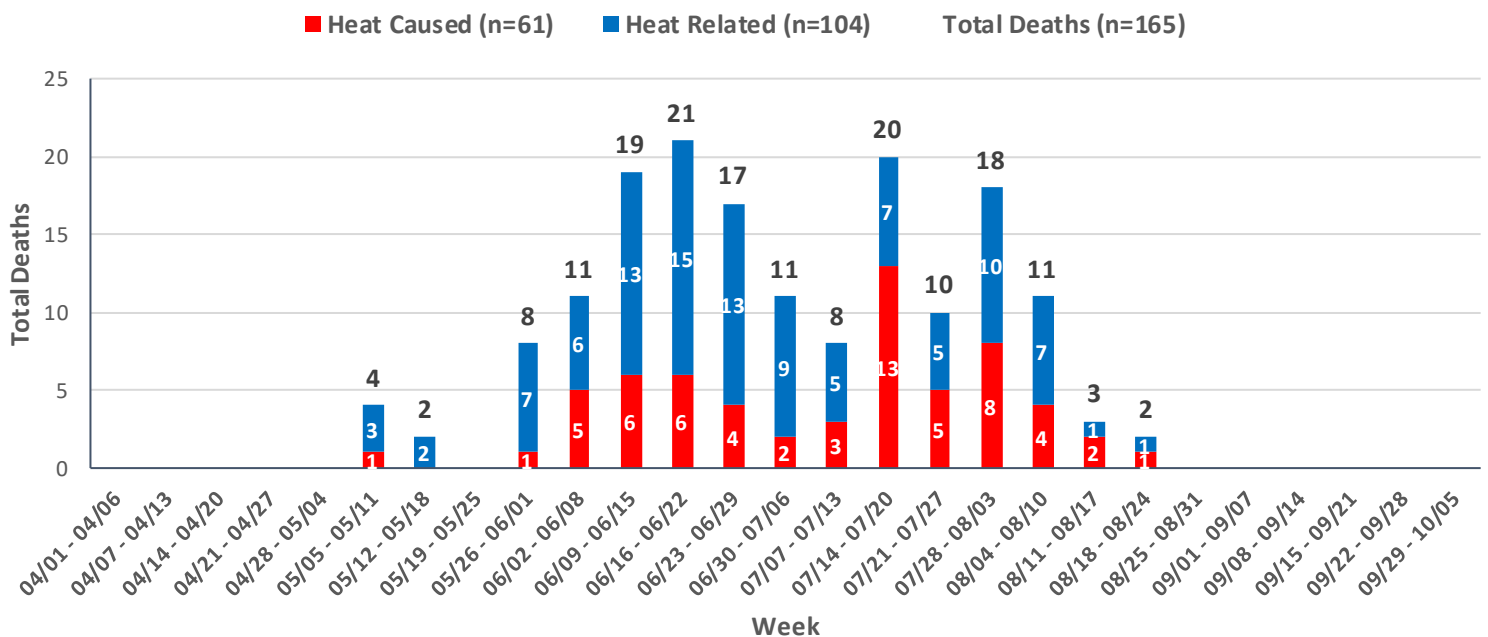


Table 1. Heat-associated deaths in Clark County within the surveillance period

2025 YTD Total*		2024	
Confirmed	First Death	Confirmed	First Death
165	5/9/2025	513	5/27/2024

Figure 2. Percentage of heat-associated deaths in Clark County by Gender, 2025

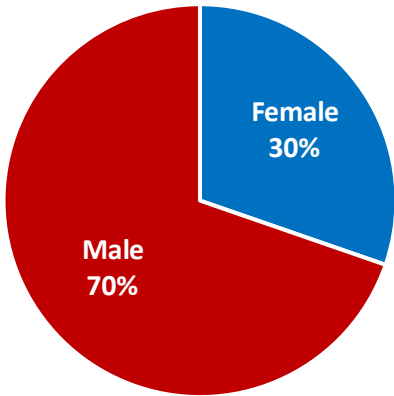


Figure 3. Percent of heat-associated deaths in Clark County by Age Group, 2025

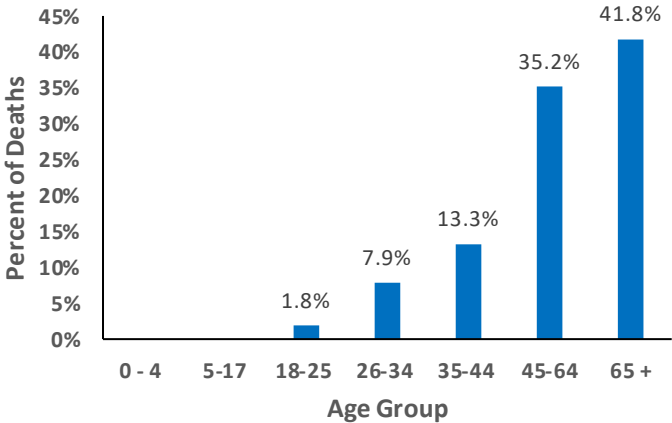


Table 2. Heat-associated deaths in Clark County by Race, 2025

Race/Ethnicity		Count	% of Deaths
Non-Hispanic	White	95	57.6%
	Black	32	19.4%
	Asian/Pacific Islander	6	3.6%
	American Indian/Alaskan Native	0	
	Multi-racial	< 5	
	Other	6	3.6%
Hispanic		24	14.5%
Unknown		< 5	

*Race and Hispanic origin are reported separately on death certificates. People of Hispanic origin may be of any race. For this table, non-Hispanic individuals are classified by race.

Table 3. Heat-associated deaths among homeless population in Clark County, 2025

Homeless	Count	% of Deaths
Yes	41	24.8%
No	103	62.4%
Unknown	21	12.7%

Figure 4. Heat-associated deaths in Clark County by involvement of substances, 2025

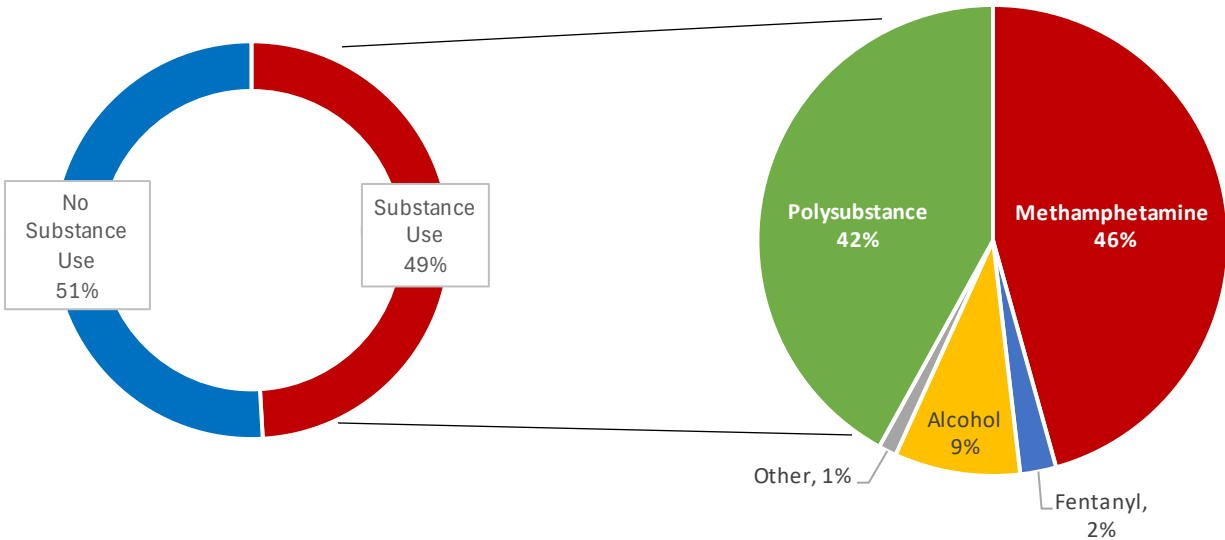


Figure 5. Clark County heat-associated deaths by month with maximum and minimum daily temperatures, Clark County 2025

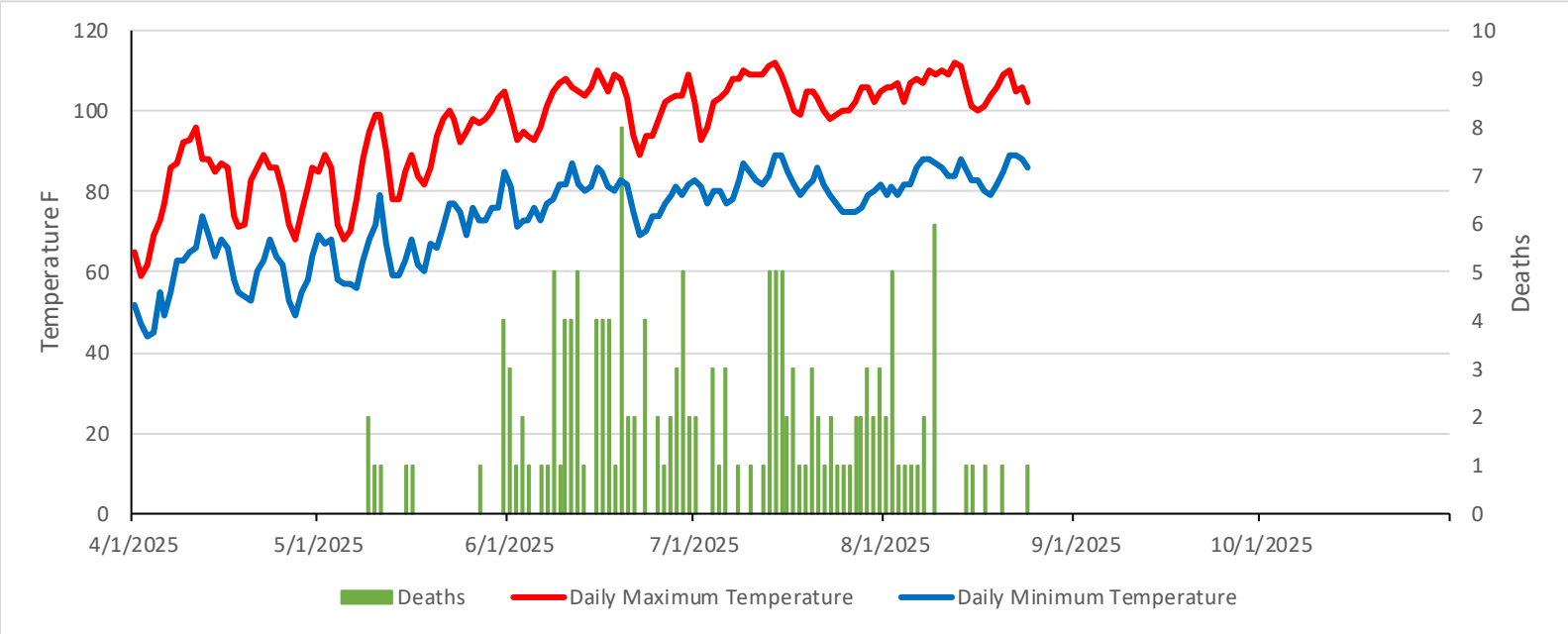


Figure 6. Heat-associated deaths in Clark County by location and heat injury percentage of Deaths by month, 2025

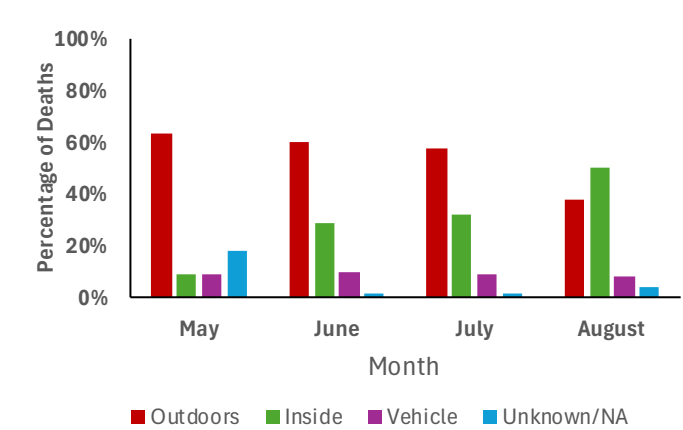


Figure 7. Heat-associated deaths in Clark County by temperature, 2025

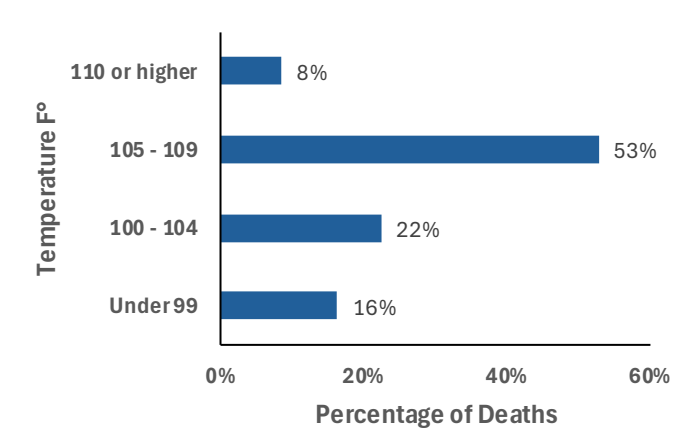
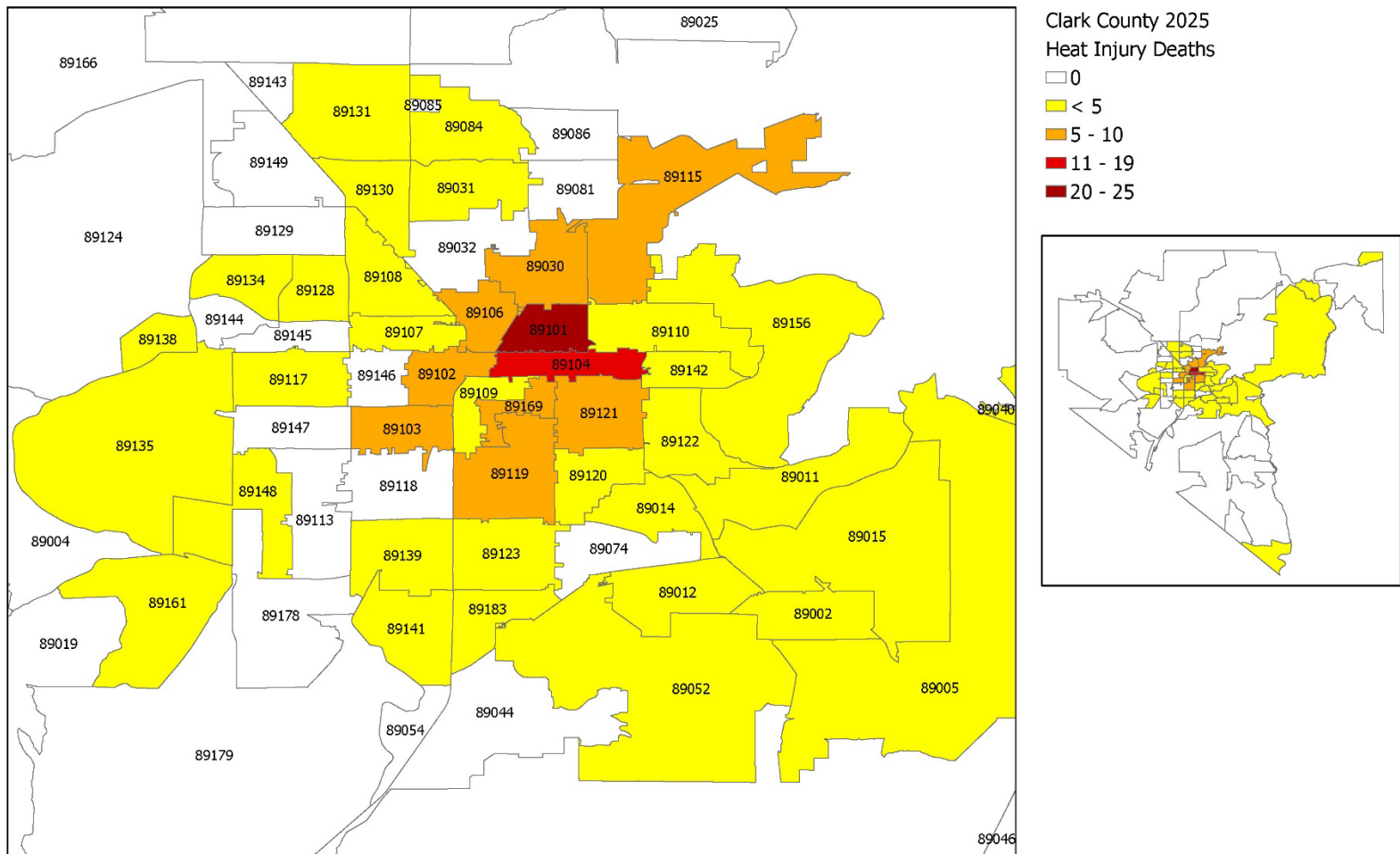


Figure 8. Location of injury for heat-associated deaths among ZIP codes associated with Clark County, 2025



*Note: Data is preliminary and subject to change throughout the season. Death totals are based on registered death records in the Nevada Electronic Death Registry System and may differ from preliminary data reported by the CCOCME.

Stratified data are suppressed to safeguard protected health information and confidentiality

Data Source:

Mortality and Demographics: Nevada Electronic Death Registry System (EDRS) provided by the Nevada Department of Public and Behavioral Health Office of Analytics.

Cases with a confirmed address in the resident fields of the death record, unless otherwise notated by the coroner or the address belongs to an establishment serving the homeless, are not counted as homeless.

Gender is based on what is reported on the death certificate at the time of death.

Max/Min Temperature: National Weather Service. Past weather reported by Las Vegas WFO, NV.

Heat Associated Deaths: defined as those having an ICD-10 code of 'T67' or 'X30'.

“Heat Caused” Deaths: Deaths in which a form of heat (exposure, hyperthermia) is listed in Part I of the Cause of Death in the death certificate; either the immediate cause or part of the chain of events leading to immediate cause of death.

“Heat Related” Deaths: Deaths in which a form of heat (exposure, hyperthermia) is listed in “Other Significant Conditions” or Part II of the death certificate but not listed in Part I.

HEAT-ASSOCIATED DEATHS & EMERGENCY DEPARTMENT VISITS 2025 MONTHLY REPORT [04/01/2025 – 09/16/2025]

As of 9/16/2025, there have been a total of **2164 heat-related illness emergency department visits**.

Figure 9. Daily Count of Emergency Department Visits due to Heat-Related Illness by month with maximum and minimum daily temperatures, Clark County 2025

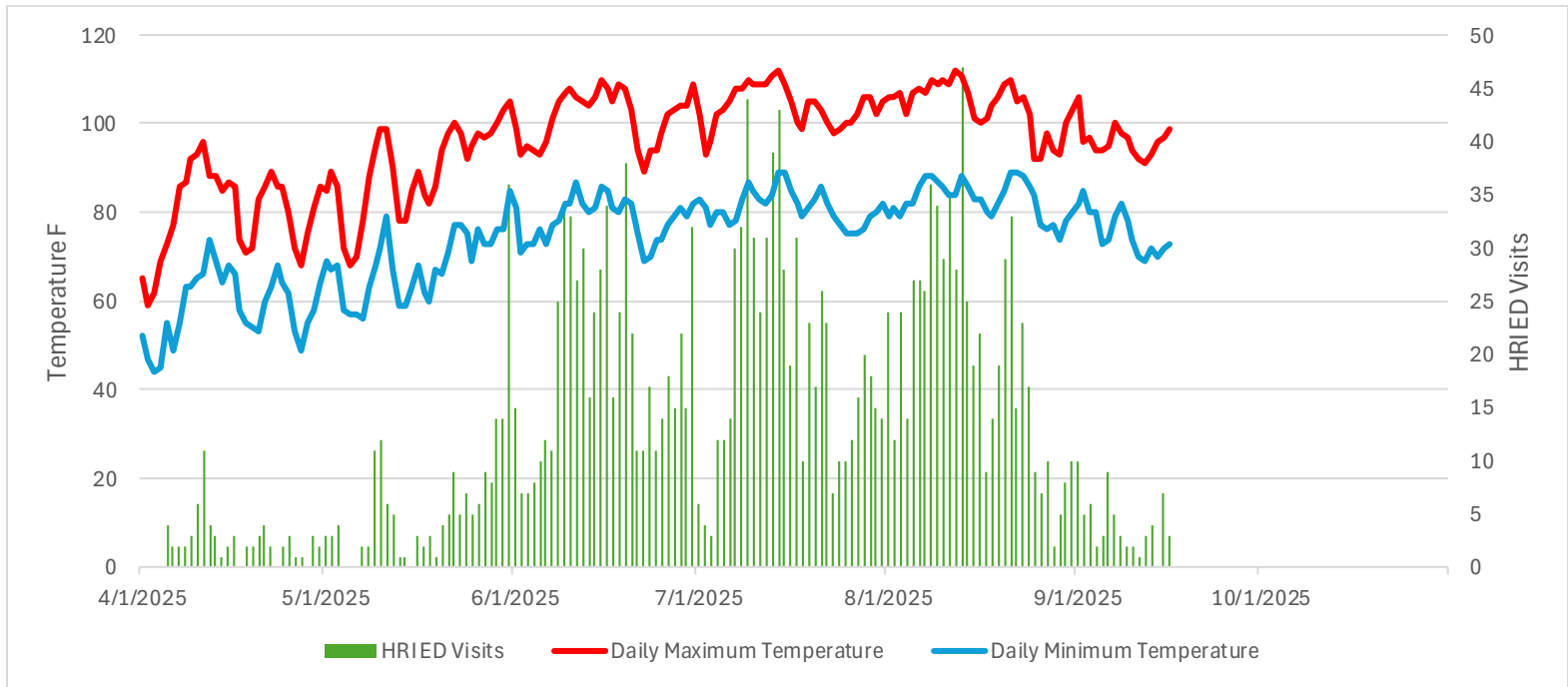


Figure 10. Heat-Related Illness ED Visits by Gender in Clark County, 2025

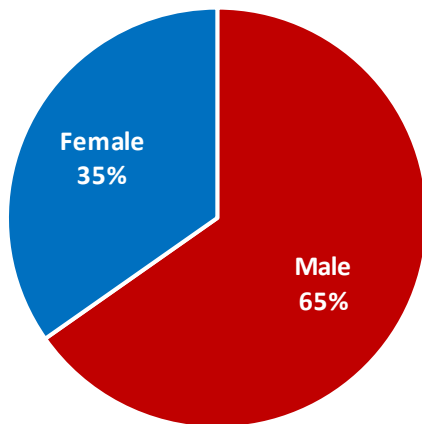
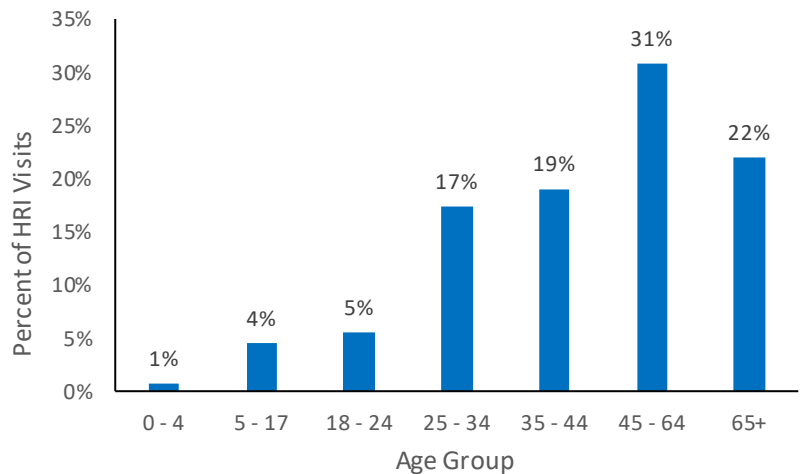


Figure 11. Heat-Related Illness ED Visits by Age Group in Clark County, 2025



Data Source: The Electronic Surveillance System for the Early Notification of Community-Based Epidemics (ESSENCE). Heat-related illness data was identified by querying the fields of CC and DD Category “Heat Related Illness v2”, Facility Type = “Emergency Care”, and Has Been Emergency = “Yes”.
Note: Gender is based on what is reported at time of ED Visit.