



2024 HEALTH EQUITY STATUS REPORT

Tamera Travis, MSc
Epidemiologist

Southern Nevada Health District

August 6, 2024

CONTENT

- 01** INTRO TO HEALTH EQUITY STATUS REPORT
- 02** REPORT GOALS
- 03** DATA REVIEW
- 04** REPORT FINDINGS
- 05** COMMUNITY EFFORTS
- 06** WHAT'S NEXT
- 07** QUESTIONS

WHY A HEALTH EQUITY STATUS REPORT?

- People should have the ability to be more knowledgeable about issues in the community that directly affect them
- We need to know not only what health disparities exist, but potential root causes
- It is important to discuss what is being done about disparities that exist



FIRE DISTINGUISHER

WHY A HEALTH EQUITY STATUS REPORT?

- People should have the ability to be more knowledgeable about issues in the community that directly affect them
- We need to know not only what health disparities exist, but potential root causes
- It is important to discuss what is being done about disparities that exist

REPORT GOALS



**Improve
Community
Knowledge
of Health**



**Highlight
Status on
Key Health
Indicators**



**Provide
Context To
Health
Disparities**



**Explore
Efforts to
Improve
Equity**

HEALTHY PEOPLE 2030 SOCIAL DETERMINANTS OF HEALTH



**Economic
Stability**



**Education
Access and
Quality**



**Health Care
Access and
Quality**



**Neighborhood
and Built
Environment**



**Social and
Community
Context**

HEALTHY ECONOMY



WHY?

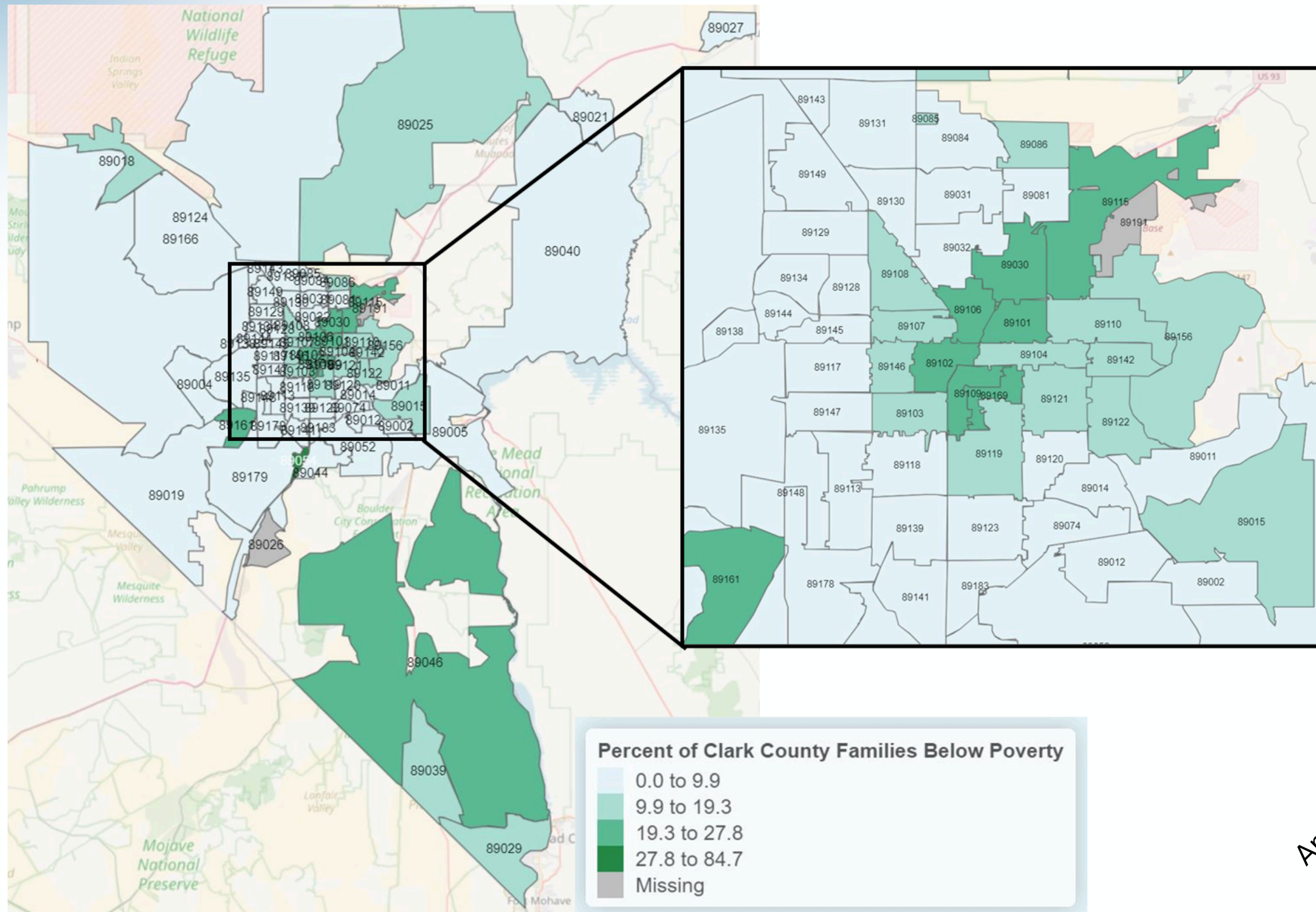
The amount of income we have and how we are able to spend it greatly impacts the quality of life that each of us can have. As such, this section explores families below poverty, per capita income, income inequality, unemployment, and youth not in school or working.



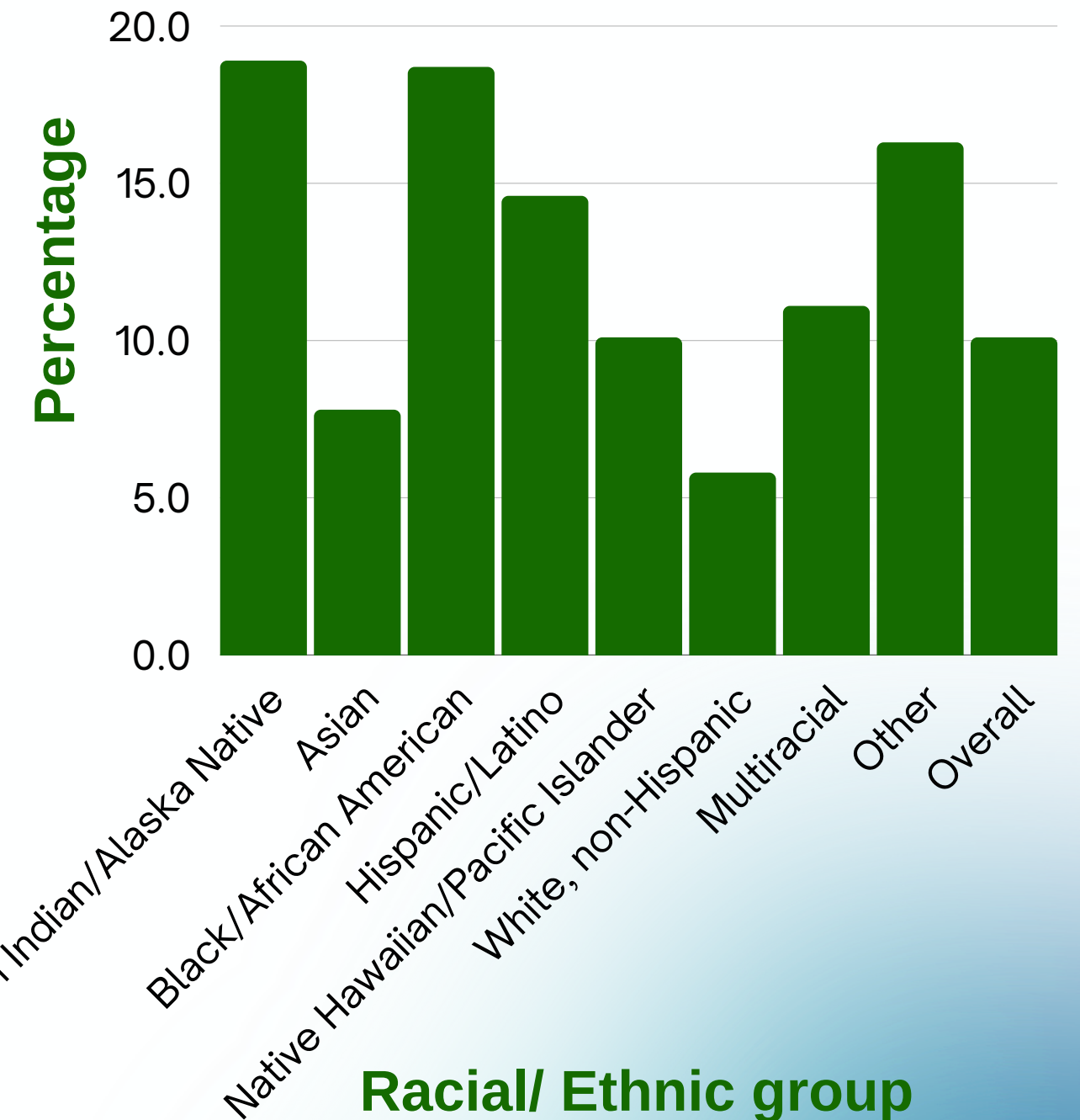
CURRENT BURDEN?

According to U.S. News and World Report, Nevada ranks number 30 in the Economy- including being 50th in employment, which includes unemployment rate, job growth and labor force participation.

Families Below Poverty



Percent of Clark County Families Below Poverty by Race/ Ethnicity



Healthy Southern Nevada. (2023). Disparities dashboard. Southern Nevada :: Indicators :: Disparities Dashboard.

<https://www.healthysouthernnevada.org/indicators/index/dashboard?alias=disparities>

HEALTHY SCHOOLS



WHY?

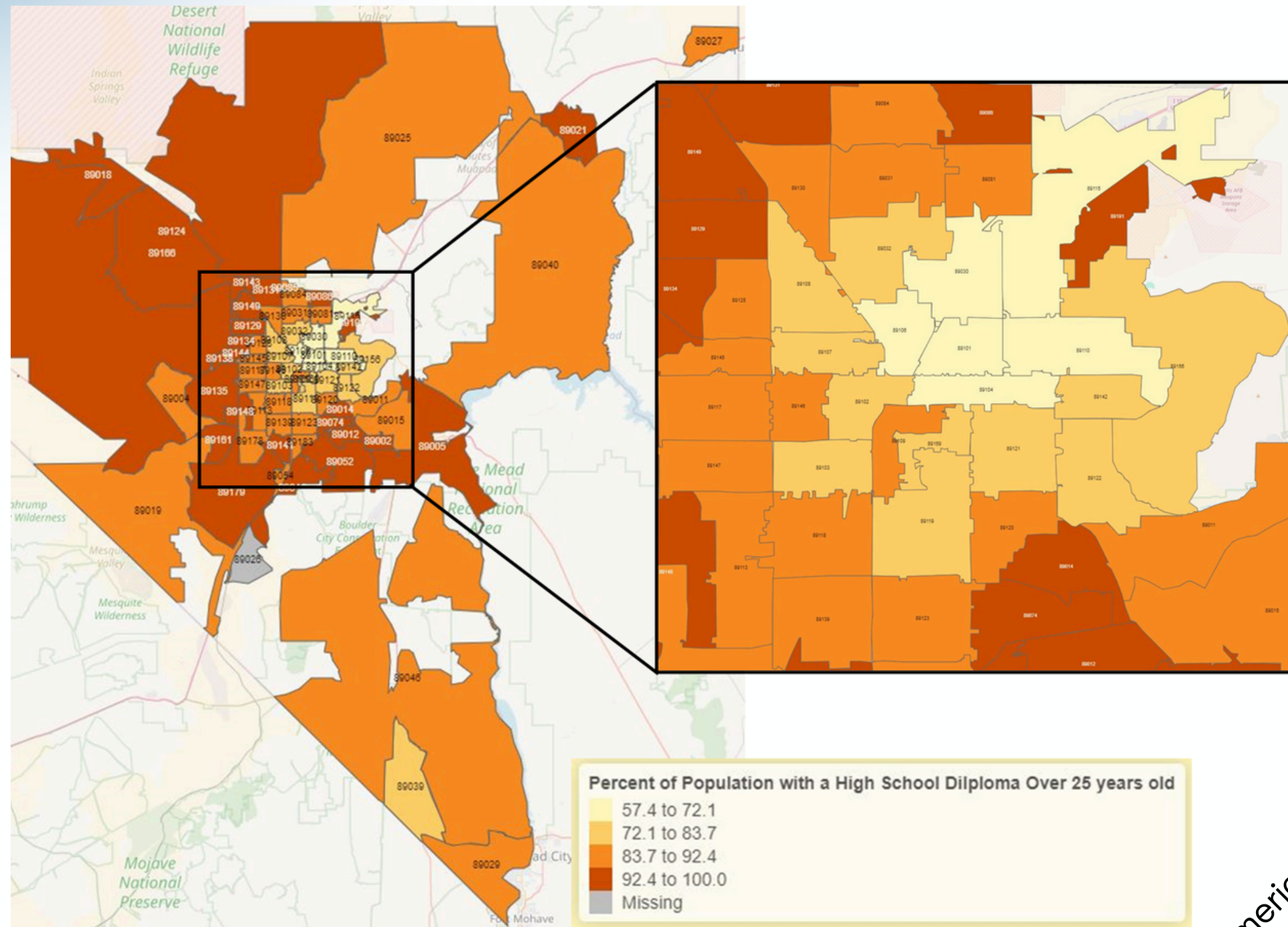
Knowledge is power! K-12 education is paramount to young peoples' growth and development. This section will focus on school enrollment, student-teacher ratios, eligibility for free lunch 4th and 8th grade reading and math proficiency, and high school graduation.



CURRENT BURDEN?

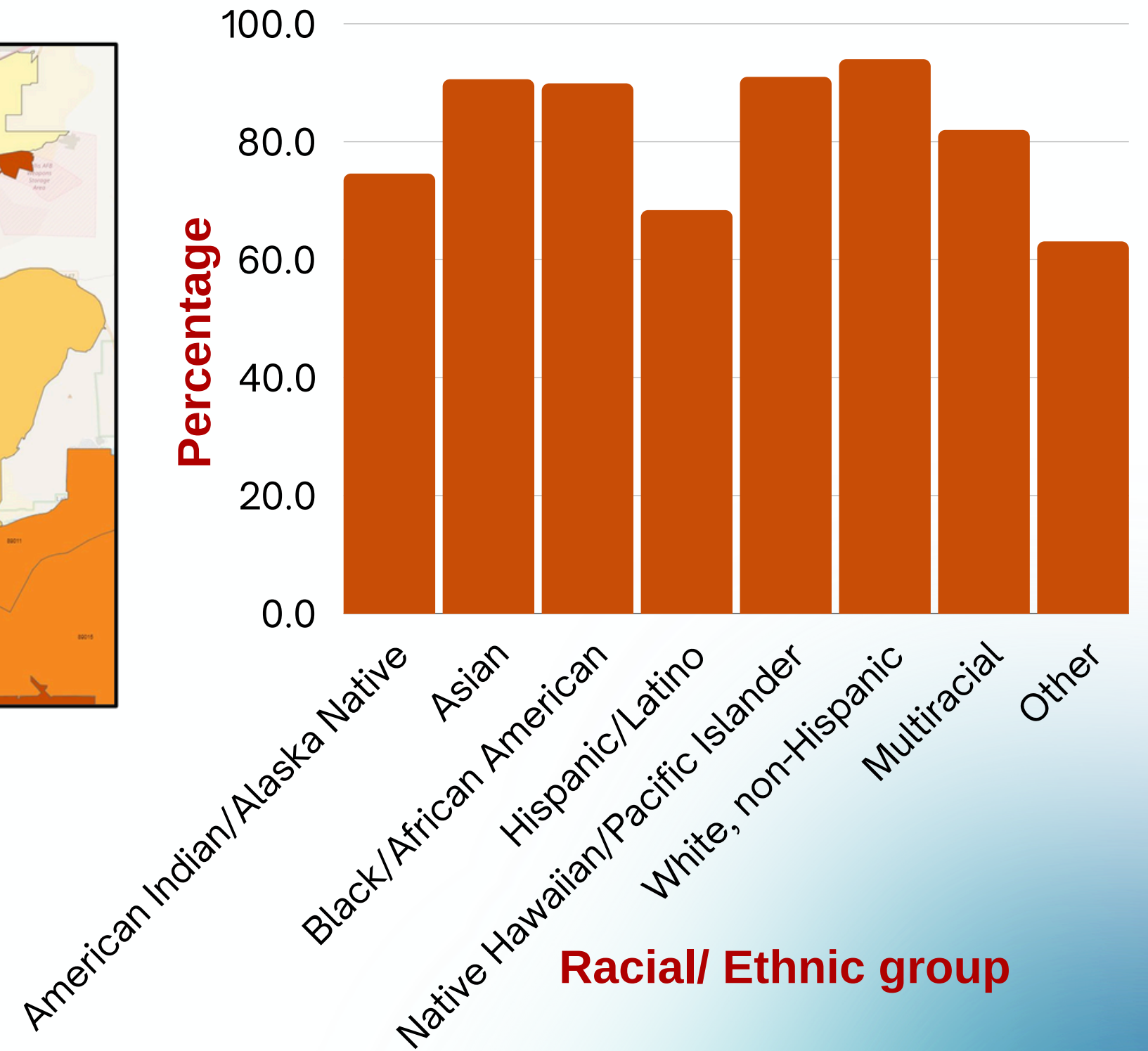
U.S. News and World Report ranks Nevada 38th for Education. We are ranked very low at #46 for pre-K12 education but jump to #12 for higher education.

High School Diploma



Percentage of Those Over 25 years old with a High School Diploma By Race/

Ethnicity



Healthy Southern Nevada. (2023). Disparities dashboard. Southern Nevada :: Indicators :: Disparities Dashboard.

<https://www.healthysouthernnevada.org/indicators/index/dashboard?alias=disparities>

HEALTH CARE ACCESS



WHY?

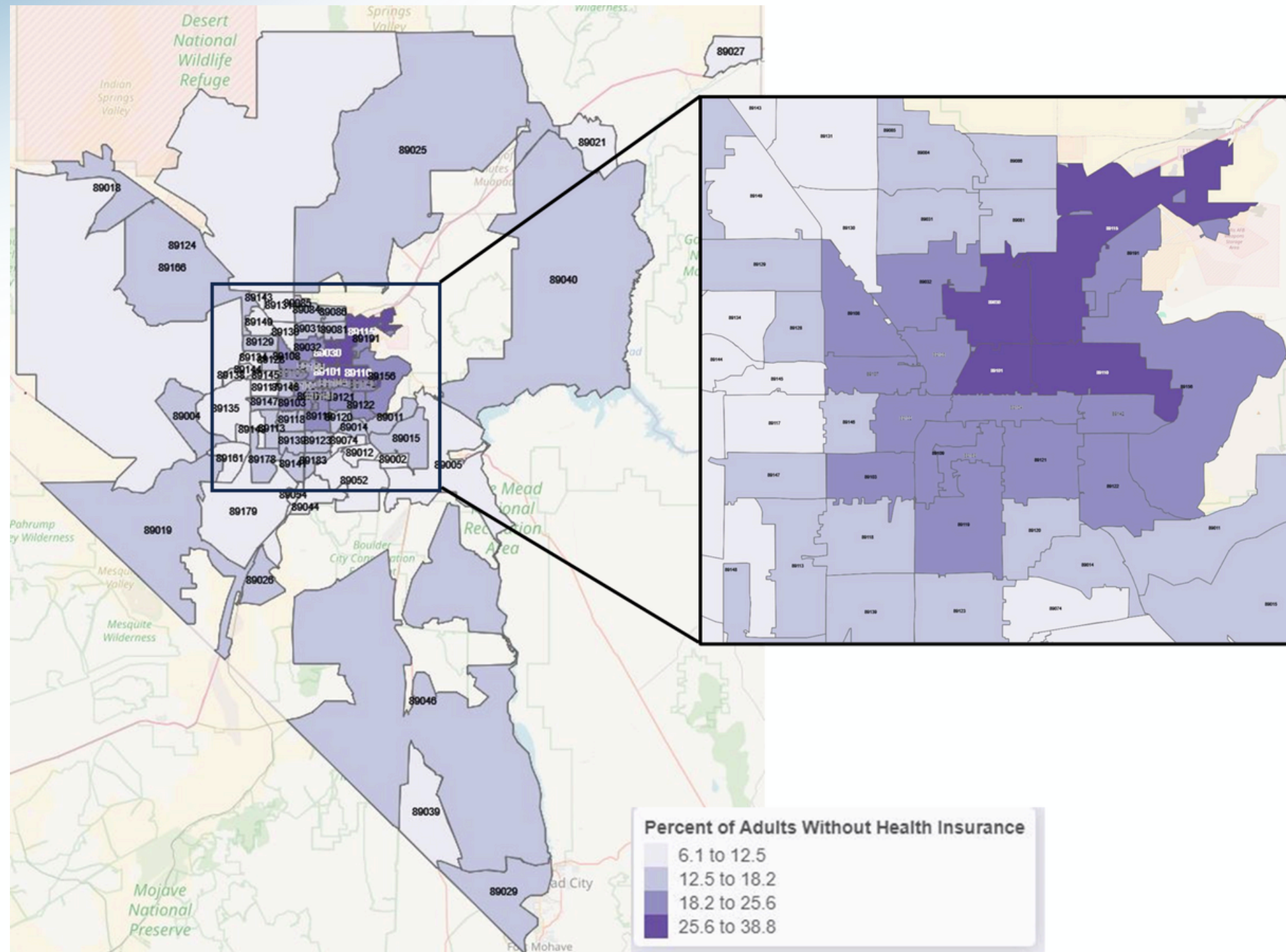
Health is wealth! All of us have the potential to get sick or injured, and it is important that we have access to resources to keep us well. This section will emphasize insurance coverage, adults who have had a checkup in the past year, and preventable hospitable stays among Medicare enrollees.



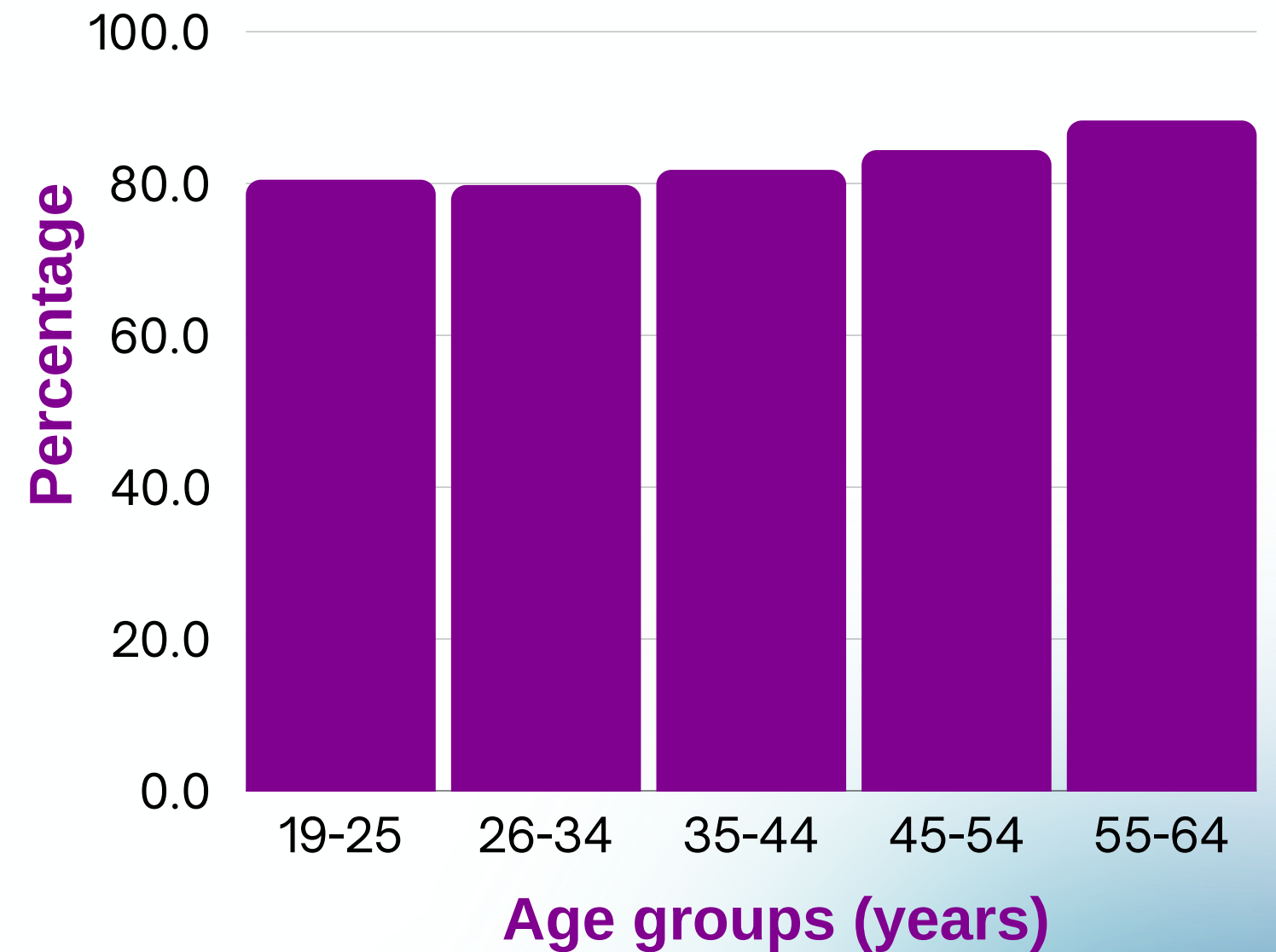
CURRENT BURDEN?

U.S. News Report and World Report put Nevada at #31 in the U.S. for health care. This ranking averages indicators such as Nevada being #44 for health care access, but #18 for health care quality. While ranking so low for health care access is not ideal, it is encouraging that when people do receive care it is of a high standard.

Health Insurance



Percentage of Adults in Clark County with Insurance Coverage by Age



Healthy Southern Nevada. (2023). Disparities dashboard. Southern Nevada :: Indicators :: Disparities Dashboard.
<https://www.healthysouthernnevada.org/indicators/index/dashboard?alias=disparities>

REPORT FINDINGS

- Clark County is largely behind on health metrics.
- Individuals living in the northeast metropolitan area, as well as more rural areas in the south and north in Clark County have on average lower median incomes, higher poverty percentages, and fewer health checkups to their primary care doctors.
- The main ZIP codes affected were 89025, 89046, 89039, 89030, 89101, and 89115.

REPORT FINDINGS

- Black/ African Americans had higher rates of insurance coverage and higher high school completion, but were more likely to experience preventable hospital stays, lower math proficiency, and lower household incomes.
- The 'Other' racial category often had poorer outcomes for our selected indicators. We may be missing this population in more ways than one- both in capturing this group's racial identity and in supporting them through the identified health issues.

**WHAT BARRIERS
DO COMMUNITY
ORGANIZATIONS
AIMED AT
IMPROVING
HEALTH FACE?**

**LET'S INCREASE
THE VISIBILITY OF
PROGRAMS IN OUR
COMMUNITY!**

ECONOMY

- Nevada HAND is a 501(c)(3) non-profit organization that serves over 8,000 low-income individuals with 35 communities of affordable rental housing (income restrictions apply).
- Nevada HAND offers both family and senior (age 55+) apartment communities enhanced by Resident Services to support better health and wellness outcomes, educational attainment, community engagement, and financial stability.



NEVADA HAND

MORE THAN A HOME

EDUCATION



**The
Children's
Cabinet**

- The Children's Cabinet offers Community Education Classes and trainings for parents including Safe Sleep for Infants, Car Seat Safety, VROOM activities for parents to stimulate learning for their young children, and classes to help prepare for the transition to kindergarten.
- They provide Early Childhood Community Health Workers which support over 15,000 families throughout the state of Nevada.

HEALTH CARE ACCESS

- Puentes is a nonprofit community-based organization focused on reducing systemic and structural inequity through the development of sustainable support and services which improve the social determinants of health in the communities they serve.
- In 2022, Puentes conducted 785 outreach events within vulnerable communities. These events varied from pop-ups, to Greet, Eat and Meet (GEM) events, to full resource fairs that included vaccinations and other medical support.



WANT TO KNOW MORE?

HEALTHY SOUTHERN NEVADA

HEALTH STATUS ▾ **COMMUNITY ENGAGEMENT** ▾ **DATA LIBRARY** ▾ **RESO**

- 2025 Community Health Assessment Survey
- Health Equity Status Report**
- Priorities ▸
- Current Community Health Assessment and Improvement Plans ▸
- Past CHA and CHIP Reports

COMMUNITY HEALTH ASSESSMENT

TO Fabulous **LAS VEGAS** NEVADA

Health Equity Status Report

The Southern Nevada Health District (SNHD) has released its inaugural Health Equity Status Report, focusing on key health indicators in terms of Economic Stability, Education Access and Quality, and Health Care Access and Quality. The report outlines social determinants of health and how they relate to Clark County and Healthy People 2030, a 10-year plan for improving the health and well-being of people in the United States. The report also highlights work being done in Southern Nevada to reduce health disparities. The report uses data by ZIP code, race/ethnicity, age and gender to inform community members and organizations about key health indicators affecting Southern Nevadans. In doing so, SNHD aims to empower Clark County residents to better understand local health issues and what is being done about them.

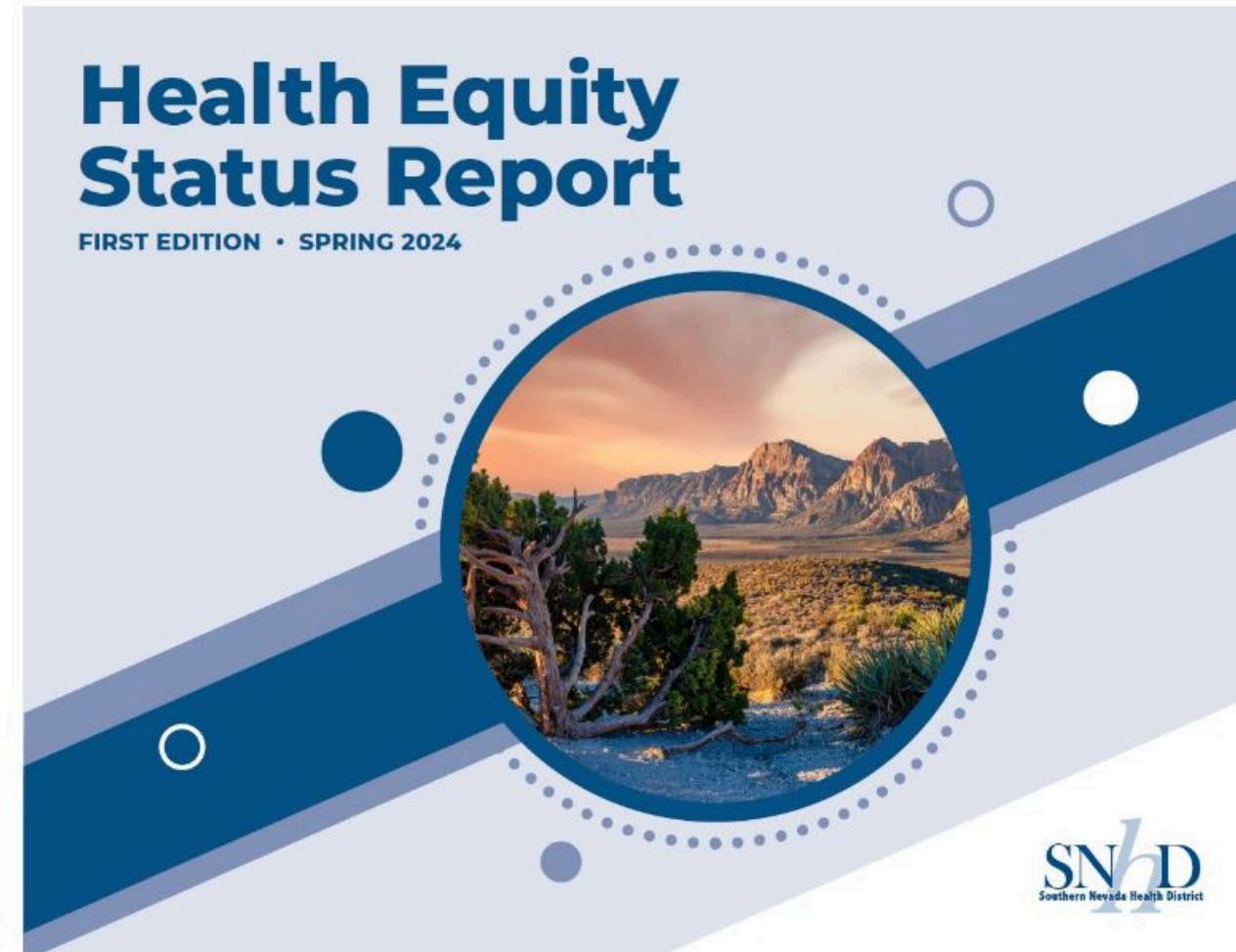


Image Descriptions- Health Equity Status Report

Along with the Health Equity Status Report, we have created this document to increase the accessibility of our report. The Health Equity Status Report relies heavily on graphs, maps, and pictures to convey data which may be difficult to access for those who are blind or visually impaired. This document is an accessibility resource to accompany the report for those who rely on screen readers or require additional visual assistance.



WHAT'S NEXT?



**2025 Health
Equity
Status
Report**



**Healthy
Southern
Nevada
dashboard
revamp**



**2025
Community
Health
Assessment**



EVALUACIÓN DE SALUD DE LA COMUNIDAD

¡CONTESTE LA ENCUESTA Y
HAGA OÍR SU VOZ!

Queremos que el Condado de Clark
sea más **feliz, saludable y seguro**
para usted.



<https://bit.ly/3QGte7d>



Conozca más en
[HealthySouthernNevada.org](https://www.HealthySouthernNevada.org)



COMMUNITY HEALTH ASSESSMENT

TAKE THE SURVEY &
MAKE YOUR VOICE HEARD!

We want Clark County to be a
happier, healthier, and safer
environment for you.



<https://bit.ly/44xdFEK>



Learn more at
[HealthySouthernNevada.org](https://www.HealthySouthernNevada.org)



社区 健康 评估

参与问卷调查并发表您的意见!

我们想为您建设一个**更快乐、更健康**
和**更安全的** Clark 县。



<https://bit.ly/44xdFEK>



如需了解更多信息, 请访问
[HealthySouthernNevada.org](https://www.HealthySouthernNevada.org)

Take the survey here: <https://bit.ly/44xdFEK>



QUESTIONS?



<https://bit.ly/44xdFEK>



THANK YOU!

Tamera Travis, MSc

702-759-1257

travis@snhd.org

HealthySouthernNevada.org