# Southern Nevada Health District
# Weekly Influenza Surveillance Snapshot

MMWR WEEK 44

(11/01/2026 - 11/07/2026)

2026–2027 Season

SNHD Office of Epidemiology

Influenza surveillance for Clark County, Nevada, includes data collected from local acute care hospitals and other healthcare providers. In Clark County, as of November 7, 2026, 192 influenza-associated hospitalizations and 5 influenza-associated deaths have been reported for the 2026-2027 influenza season, which began on October 4, 2026 (CDC Week 40). SNHD previously reported an influenza-associated death that occurred before the start of the current season; therefore, that death was not included in the 2026-2027 season-to-date total. The percentage of emergency room (ER) and urgent care clinic visits for influenza-like illness (ILI), defined as fever (temperature of 100°F [37.8°C] or greater) and a cough and/or a sore throat, increased from 2.6% in week 43 to 2.7% in week 44. Influenza A has been the predominant influenza type detected among hospitalized cases within Clark County. During week 44, 3.2% of outpatient visits nationally reported through the U.S. Outpatient Influenza-like Illness Surveillance Network (ILINet) were due to respiratory illness that included ILI. This percentage is above the national baseline of 2.9%. The current respiratory illness activity level in the state of Nevada is low. The Southern Nevada Health District (SNHD) will continue to update the public on the progression of the influenza season and encourage influenza vaccination for all persons 6 months of age and older without contraindications.

## Table 1: Influenza Report by Age Group in Clark County, NV (CDC Week 40, 2026 to Week 44, 2026)

| Age Group | Hospitalized | Hospitalized Deaths | Non-Hospitalized Deaths | Confirmed Cases |
|---|---|---|---|---|
| 0-4 | 4 | 0 | 0 | 4 |
| 5-17 | 14 | 0 | 0 | 14 |
| 18-24 | 5 | 0 | 0 | 5 |
| 25-49 | 27 | 0 | 0 | 27 |
| 50-64 | 38 | 0 | 0 | 38 |
| 65+ | 104 | 4 | 1 | 105 |
| **Total** | **192** | **4** | **1** | **193** |

Data source: SNHD Epitrax Warehouse

Note: This report does not include cases diagnosed by Rapid Influenza Diagnostic Test (RIDT) without hospitalization.

The total number of confirmed influenza cases is determined by taking the sum of hospitalizations and deaths without prior hospitalization.

Counts presented in this table are subject to change due to report processing, receipt of new information, and ongoing data quality assurance and case reconciliation activities.

## Table 2: Influenza Report by Virus Strain in Clark County, NV (CDC Week 40, 2026 to Week 44, 2026)

| Influenza Type | Hospitalized | Deaths | Confirmed Cases |
|---|---|---|---|
| Influenza A (2009 H1N1) | 15 | 1 | 16 |
| Influenza A (RIDT) | 28 | 1 | 28 |
| Influenza A (not sub-typed) | 134 | 1 | 134 |
| Influenza A (seasonal H3) | 1 | 0 | 1 |
| Influenza B (RIDT) | 9 | 2 | 9 |
| Influenza B (non-RIDT) | 5 | 0 | 5 |
| Influenza A/B | 0 | 0 | 0 |
| Influenza (Type Unknown) | 0 | 0 | 0 |
| **Total** | **192** | **5** | **193** |

Data source: SNHD Epitrax Warehouse

Confirmed cases are defined as cases that meet laboratory criteria AND resulted in hospitalizations (>24 hours) or deaths.

Counts presented in this table are subject to change due to report processing, receipt of new information, and ongoing data quality assurance and case reconciliation activities.

## Figure 1: Percentage of Clark County Deaths Registered with Pneumonia and/or Influenza (P&I) by Week for Three Prior Influenza Seasons

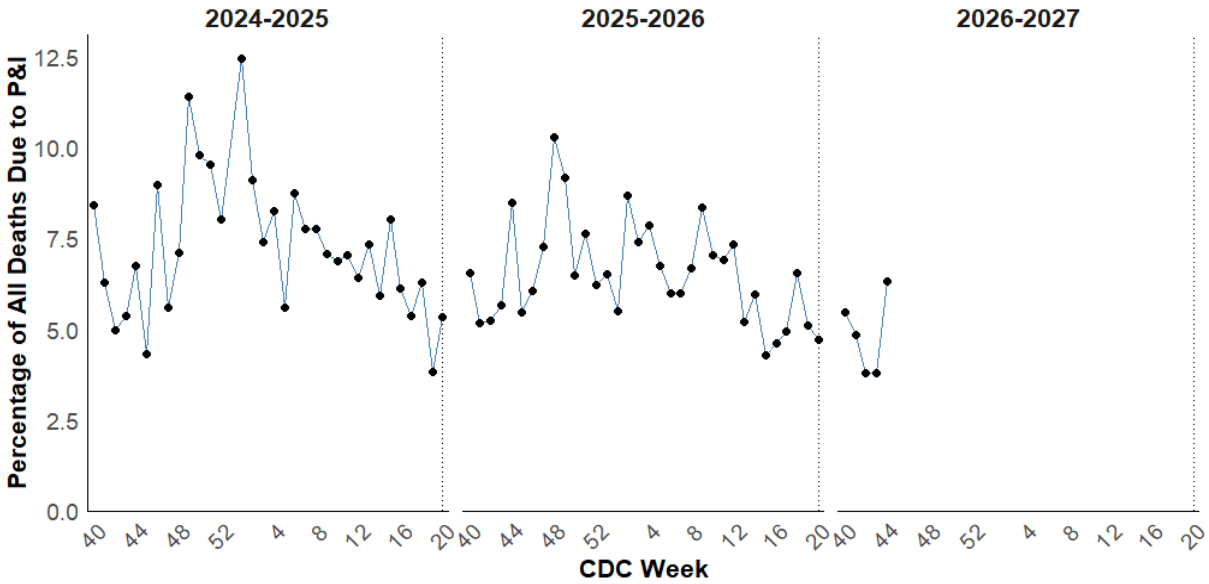


Data Source: Clark County Electronic Death Registry System

**Figure 2: Distribution of Influenza Cases by Virus Strain in Clark County, NV (CDC Week 40, 2026 to Week 44, 2026)**

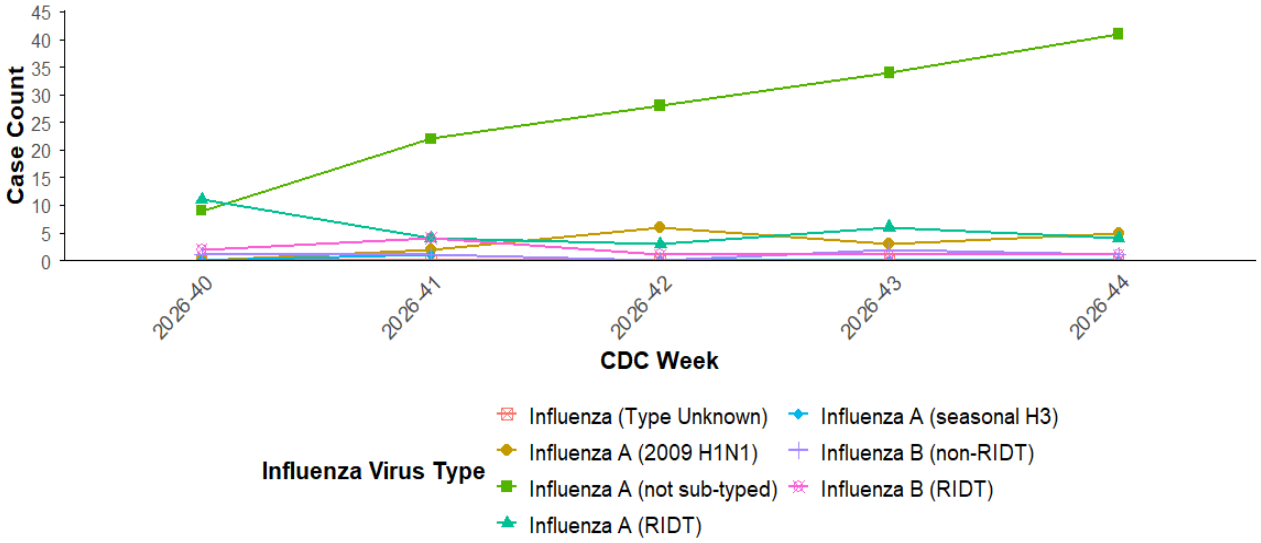


Data Source: SNHD EpiTrax Warehouse
*Counts represent confirmed hospitalized cases. Individuals with both influenza A and B are represented in both virus-type categories.*
*Shown through MMWR week 44 (2026)*

**Figure 3: Weekly Proportion of Emergency Room and Urgent Care Visits for Influenza-Like Illness (ILI) in Clark County, NV (CDC Week 40, 2026 to Week 44, 2026)**

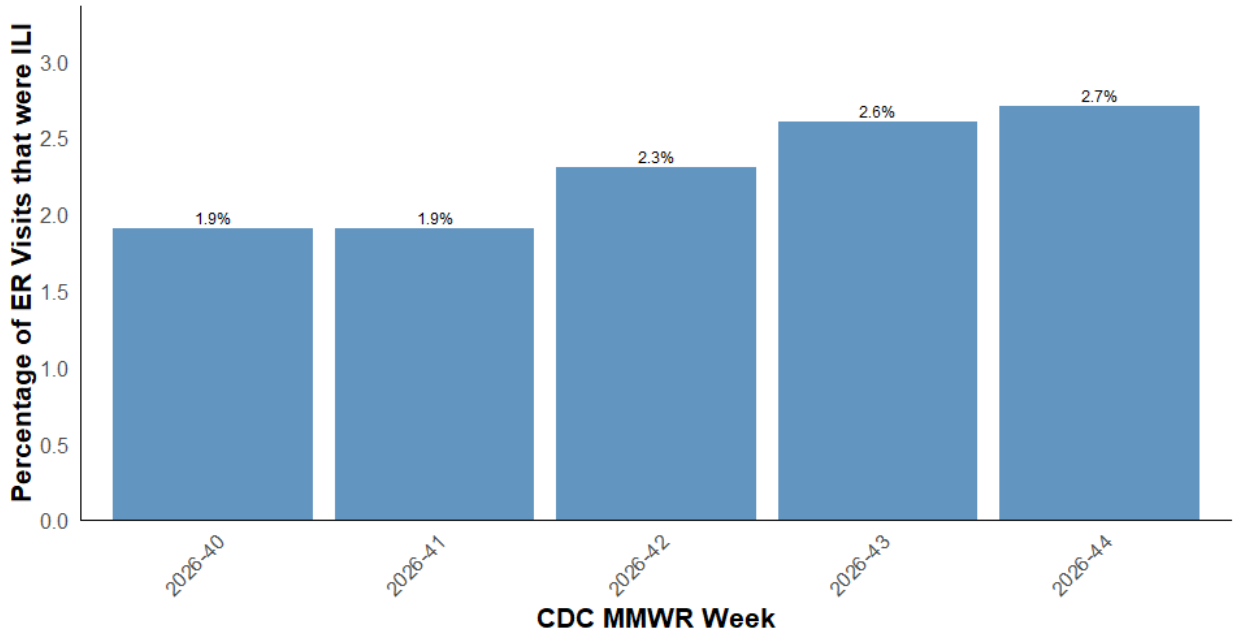


Data Source: Centers for Disease Control and Prevention. National Syndromic Surveillance Program. *ESSENCE*

**Figure 4: Age Distribution of Emergency Room and Urgent Care Clinic Visits for Influenza-Like Illness (ILI) in Clark County, NV (CDC Week 40, 2026 to Week 44, 2026)**

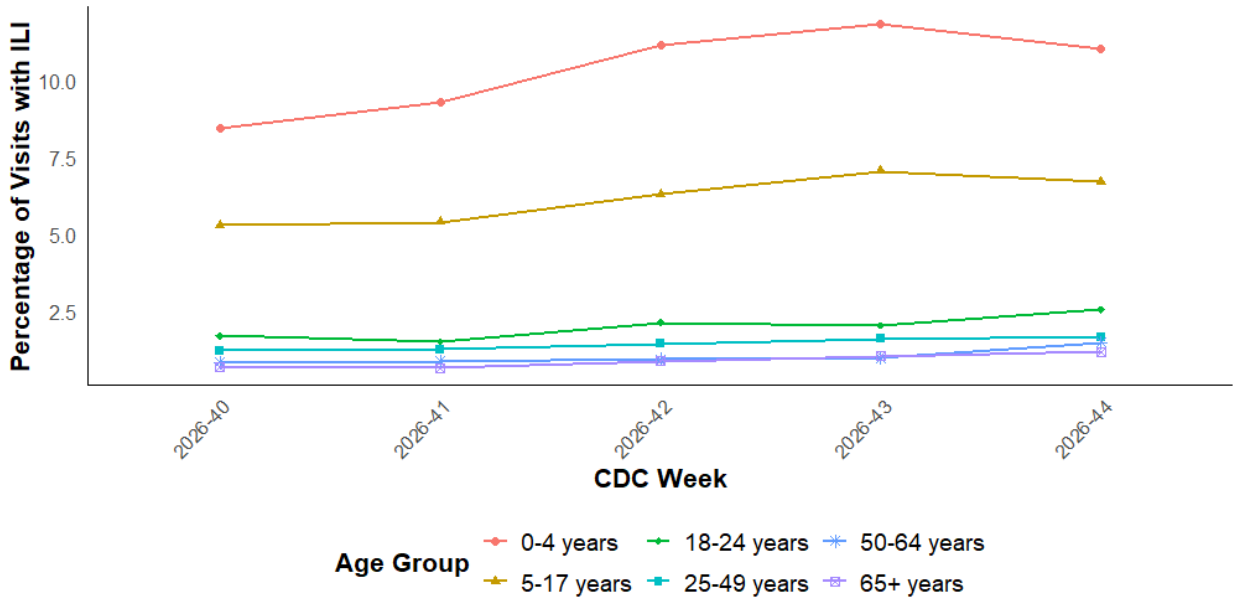


Data Source: Centers for Disease Control and Prevention. National Syndromic Surveillance Program. *ESSENCE*

**Figure 5: Confirmed Influenza Cases with Hospitalization or Death in Clark County, NV, for the Last Three Influenza Seasons**

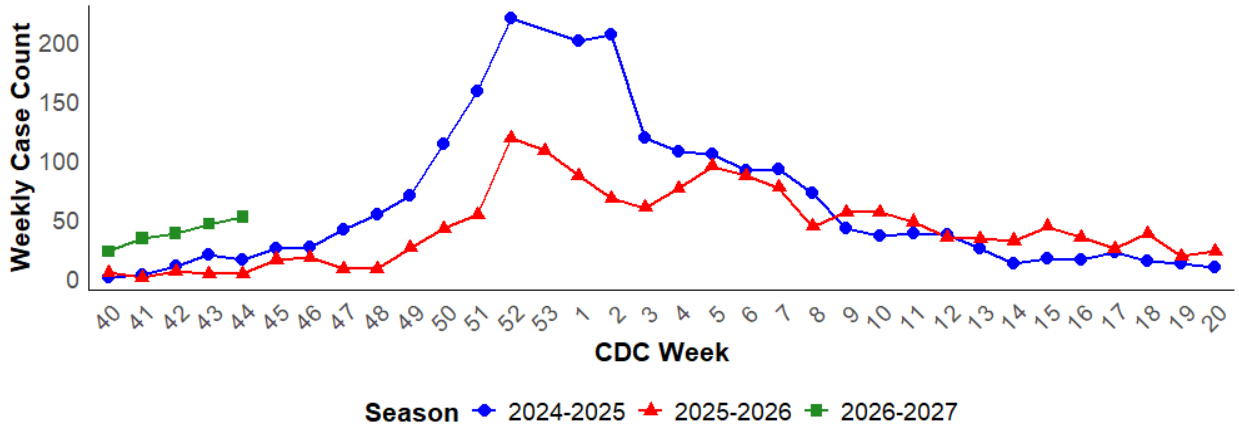


Data Source: SNHD Epitrax Warehouse
*Confirmed Cases include lab-confirmed cases with hospitalization (>24h) or death.*
*Weeks with no reported hospitalized or fatal influenza cases at time of reporting are not shown.*
*Total Confirmed Cases (Week 40–Week 44):*
*51 (2024–2025)*
*20 (2025–2026)*
*193 (2026–2027)*

**Figure 6: National Outpatient Respiratory Illness Activity Level: 2026–2027 Influenza Season, CDC Week 44 ending November 7, 2026**

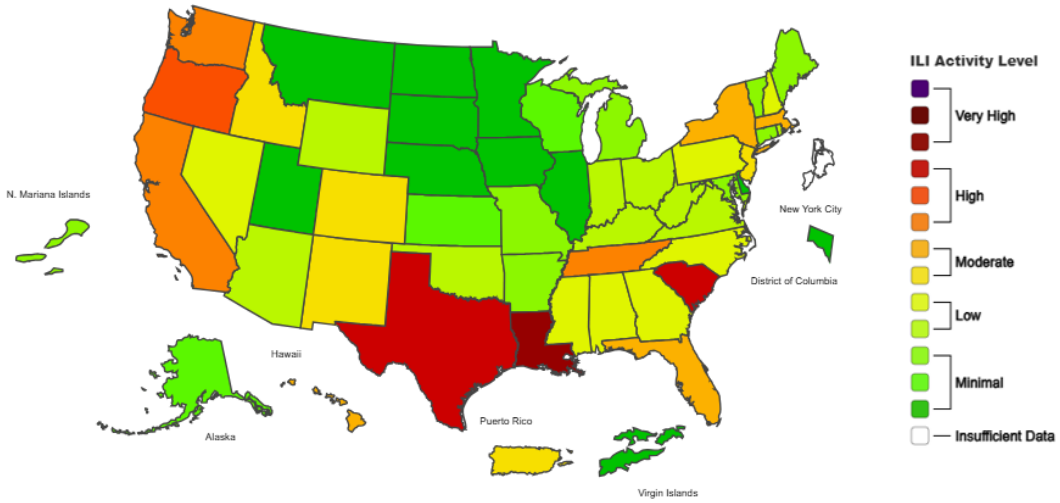


**Data Source:** Centers for Disease Control and Prevention, *FluView*

## Additional Notes:

***Confirmed Cases*** = Laboratory confirmed by PCR, culture, immunofluorescent antibody staining (direct or indirect), IHC antigen staining, rapid influenza diagnostic tests (RIDTs) with hospitalizations for 24 hours or longer, or with deaths. This weekly report is only a reflection of the hospitalized cases and deaths reported for the current influenza season (Table 1 and Table 2). The total confirmed cases in Figure 5 include number of hospitalizations, deaths with hospitalizations and deaths without hospitalizations.

***Note:*** The number of confirmed cases presented in this report is subject to changes due to possible delays in reporting and processing. For additional information regarding SNHD influenza surveillance, please visit us at http://southernnevadahealthdistrict.org/stats-reports/influenza-surveillance.php.

Prepared by the Office of Epidemiology, Southern Nevada Health District