



# Southern Nevada Health District Weekly Influenza Surveillance Snapshot

MMWR WEEK 17 (04/26/2026 - 05/02/2026)

2025–2026 Season

SNHD Office of Epidemiology

Influenza surveillance for Clark County, Nevada includes data collected from local acute care hospitals and other healthcare providers. In Clark County, as of May 02, 2026, for the 2025–2026 influenza season, 1,292 influenza-associated hospitalizations were reported. Currently, there have been 49 deaths associated with influenza reported for the season. The percentage of emergency room (ER) and urgent care clinic visits for influenza-like illness (ILI), defined as fever (temperature of 100°F [37.8°C] or greater) and a cough and/or a sore throat, decreased from 2.2% in week 16 to 2.0% in week 17. Influenza A has been the predominant influenza type detected among hospitalized cases within Clark County. During week 17, 1.8% of outpatient visits nationally reported through the U.S. Outpatient Influenza-like Illness Surveillance Network (ILINet) were due to respiratory illness that included ILI. This percentage is below the national baseline of 3.1%. The current respiratory illness activity level in the state of Nevada is minimal. The Southern Nevada Health District (SNHD) will continue to update the public on the progression of the influenza season and encourage influenza vaccination for all persons 6 months of age and older without contraindications.



**Table 1: Influenza Report by Age Group — Clark County, NV (CDC Week 40, 2025 to Week 17, 2026)**

Age Group	Hospitalized	Hospitalized Deaths	Non-Hospitalized Deaths	Confirmed Cases
0-4	67	0	0	67
5-17	101	0	0	101
18-24	54	0	0	54
25-49	215	1	2	217
50-64	223	7	4	227
65+	632	25	10	642
<b>Total</b>	<b>1,292</b>	<b>33</b>	<b>16</b>	<b>1,308</b>

Data source: SNHD EpiTrax Warehouse

Note: This report does not include cases diagnosed by Rapid Influenza Diagnostic Test (RIDT) without hospitalization. The total number of confirmed influenza cases is determined by taking the sum of hospitalizations and deaths without prior hospitalization.

Counts presented in this table are subject to change due to report processing, receipt of new information, and ongoing data quality assurance and case reconciliation activities.

**Table 2: Influenza Report by Virus Strain — Clark County, NV (CDC Week 40, 2025 to Week 17, 2026)**

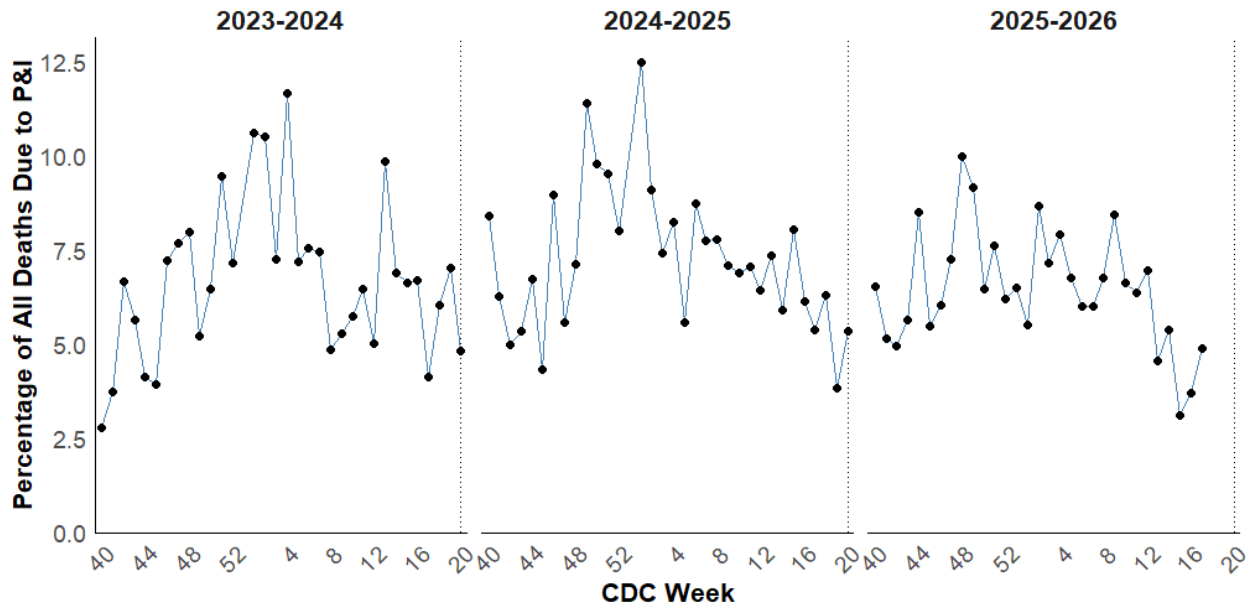
Influenza Type	Hospitalized	Deaths	Confirmed Cases
Influenza A (2009 H1N1)	34	5	37
Influenza A (RIDT)	204	7	205
Influenza A (not sub-typed)	753	24	755
Influenza A (seasonal H3)	83	10	93
Influenza B (RIDT)	95	2	95
Influenza B (non-RIDT)	115	1	115
Influenza A and B	8	0	8
Influenza (Type Unknown)	0	0	0
<b>Total</b>	<b>1,292</b>	<b>49</b>	<b>1,308</b>

Data source: SNHD EpiTrax Warehouse

Confirmed cases are defined as cases that meet laboratory criteria AND resulted in hospitalizations (>24 hours) or deaths.

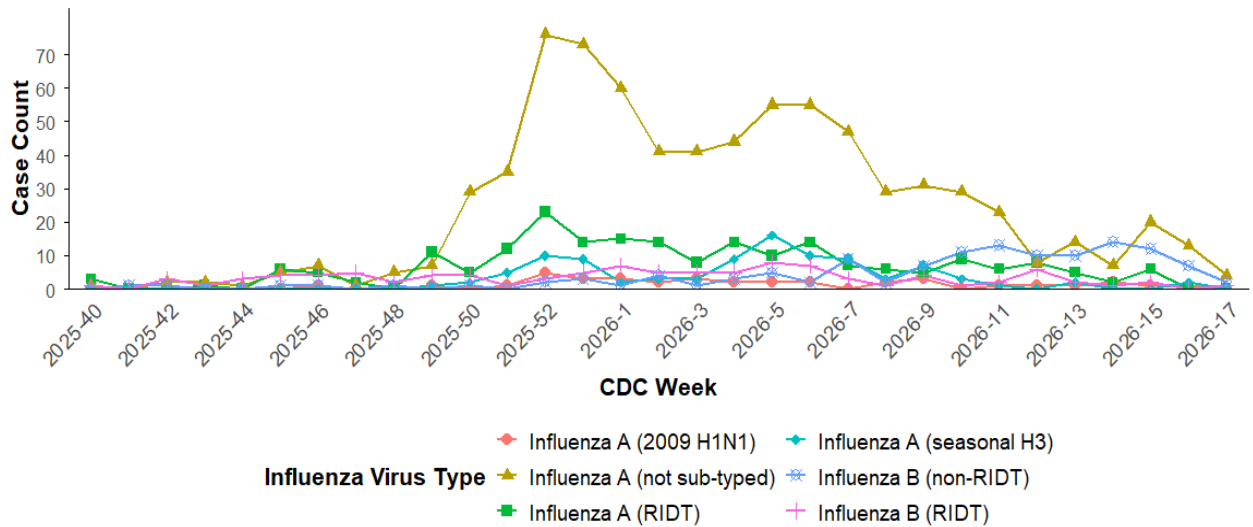
Counts presented in this table are subject to change due to report processing, receipt of new information, and ongoing data quality assurance and case reconciliation activities.

**Figure 1: Percentage of Clark County Deaths Registered with Pneumonia and/or Influenza (P&I) by Week for Three Prior Influenza Seasons**



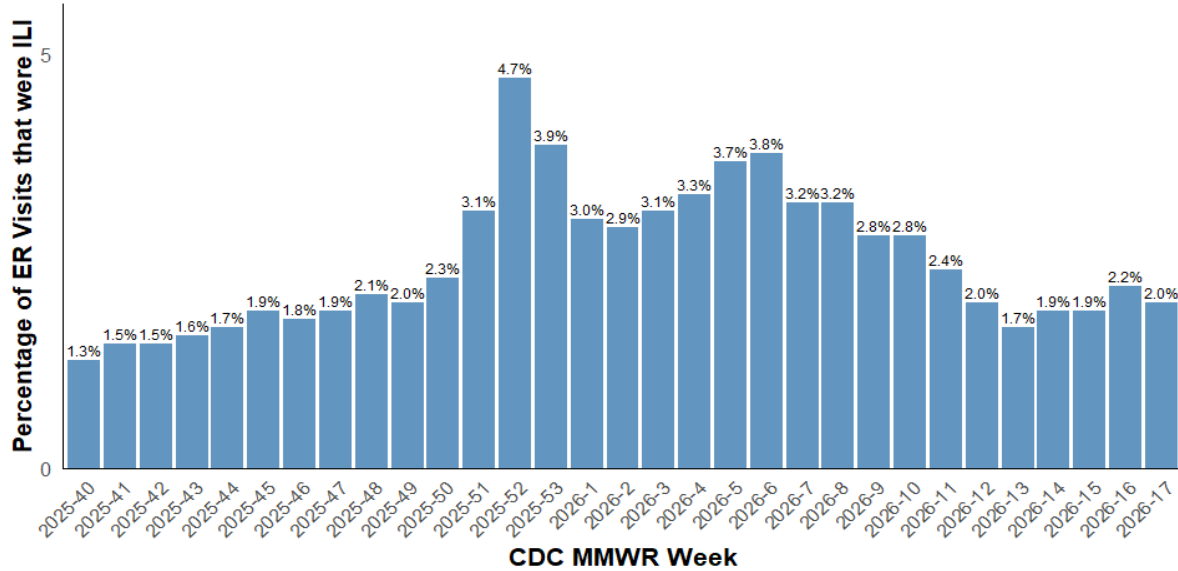
Data Source: Clark County Electronic Death Registry System

**Figure 2: Distribution of Influenza Cases by Virus Strain — Clark County, NV (CDC Week 40, 2025 to Week 17, 2026)**



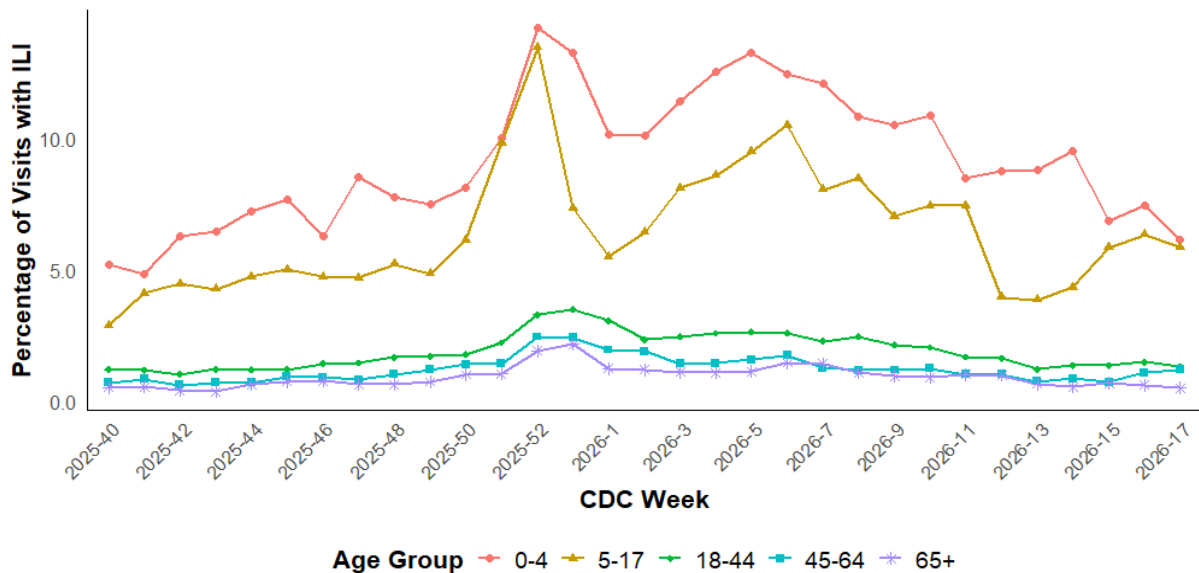
Data Source: SNHD EpiTrax Warehouse  
 \*Counts represent laboratory detections rather than unique persons  
 Shown through MMWR week 17 (2026)

**Figure 3: Weekly Proportion of Emergency Room and Urgent Care Visits for Influenza-Like Illness (ILI), Clark County, NV (CDC Week 40, 2025 to Week 17, 2026)**



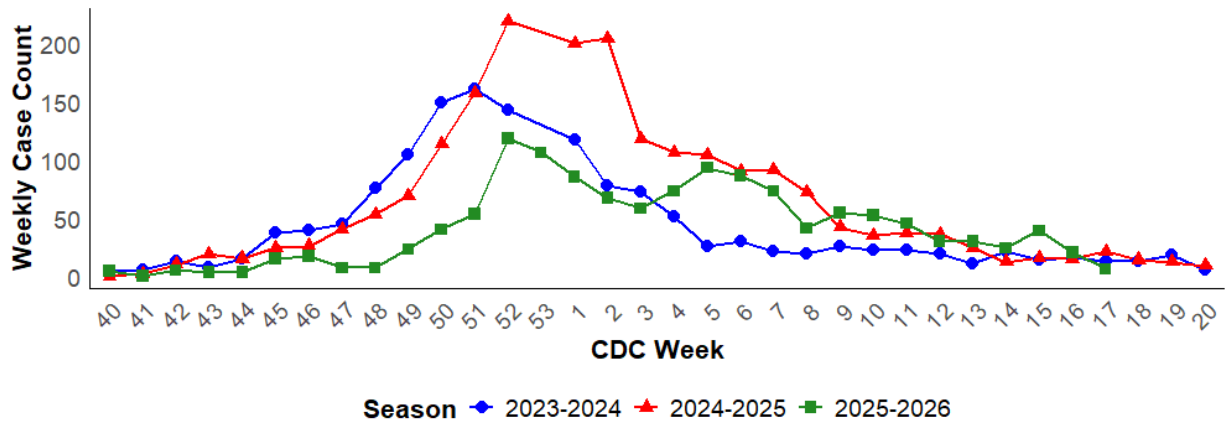
Data Source: Centers for Disease Control and Prevention. National Syndromic Surveillance Program. *ESSENCE*

**Figure 4: Age Distribution of Emergency Room and Urgent Care Clinic Visits for Influenza-Like Illness (ILI), Clark County, NV (CDC Week 40, 2025 to Week 17, 2026)**



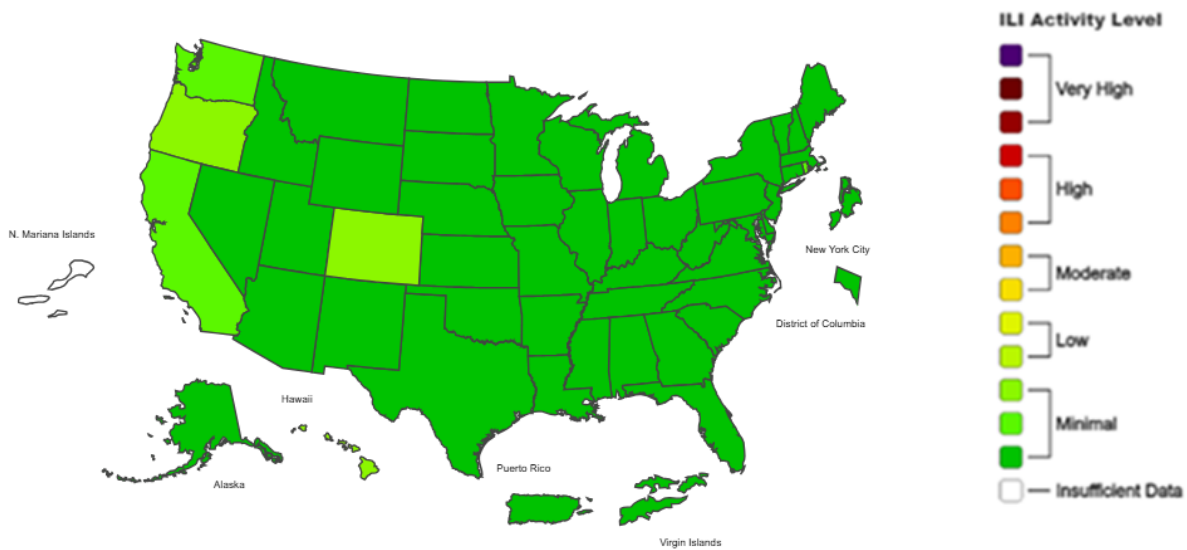
Data Source: Centers for Disease Control and Prevention. National Syndromic Surveillance Program. \*ESSENCE\*

**Figure 5: Confirmed Influenza Cases with Hospitalization or Death — Clark County, NV, for the Last Three Influenza Seasons**



Data Source: SNHD EpiTrax Warehouse  
 Confirmed Cases include lab-confirmed cases with hospitalization (>24h) or death.  
 Weeks with no reported hospitalized or fatal influenza cases at time of reporting are not shown.  
 Total Confirmed Cases (Week 40–Week 17):  
 1405 (2023–2024)  
 2000 (2024–2025)  
 1308 (2025–2026)

**Figure 6: National Outpatient Respiratory Illness Activity Level — 2025–2026 Influenza Season, CDC Week 17 ending May 02, 2026**



Data Source: Centers for Disease Control and Prevention, *FluView*



**Additional Notes:**

**Confirmed Cases** = Laboratory confirmed by PCR, culture, immunofluorescent antibody staining (direct or indirect), IHC antigen staining, rapid influenza diagnostic tests (RIDTs) with hospitalizations for 24 hours or longer, or with deaths. This weekly report is only a reflection of the hospitalized cases and deaths reported for the current influenza season (Table 1 and Table 2). The total confirmed cases in Figure 5 include number of hospitalizations, deaths with hospitalizations and deaths without hospitalizations.

**Note:** The number of confirmed cases presented in this report is subject to changes due to possible delays in reporting and processing. For additional information regarding SNHD influenza surveillance, please visit us at <http://southernnevadahealthdistrict.org/stats-reports/influenza-surveillance.php>.

Prepared by the Office of Epidemiology, Southern Nevada Health District