



Southern Nevada Weekly Influenza Surveillance Snapshot CDC Week 42, Oct 13, 2024 to Oct 19, 2024

Summary:

Influenza surveillance for Clark County, Nevada includes data collected from local acute care hospitals and other healthcare providers. In Clark County, as of 10/19/2024, for the 2024 - 2025 influenza season, 13 influenza-associated hospitalizations were reported. Currently there have been zero deaths associated with influenza reported for the season. The percentage of emergency room (ER) and urgent care clinic visits for influenza-like illness [ILI (fever plus cough or sore throat)] remained stable at 2.1% during weeks 41 and 42. Currently, Influenza A has been the dominant strain detected within the region. During week 42, 2.1% of patient visits reported through the U.S. Outpatient Influenza-like Illness Surveillance Network (ILINet) were due to respiratory illness that included ILI. This percentage was below the national baseline of 3%. Among 55 states/jurisdictions, the respiratory illness activity level in the state of Nevada was minimal. Southern Nevada Health District (SNHD) will continue to update the public on the progression of the influenza season and encourage influenza vaccination for all persons 6 months of age and older without contraindications.

Table 1: Influenza Report by Age Group, Clark County, NV (CDC Week 40, 2024 to Week 42, 2024)

Age Group	Deaths	Hospitalized
0-4	0	0
05-17	0	1
18-24	0	1
25-49	0	2
50-64	0	5
65+	0	4
Total Cases	0	13

Figure 1: Percent of Clark County Deaths Registered with Pneumonia and/or Influenza (P&I) by Week

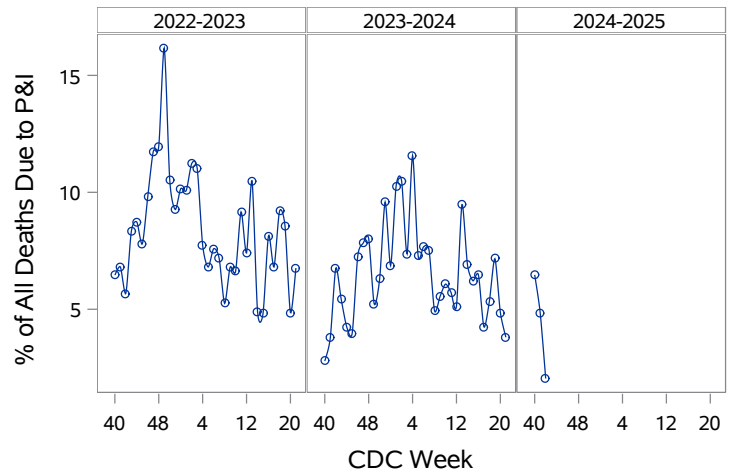


Table 2: Influenza Report by Virus Strain, Clark County, NV (CDC Week 40, 2024 to Week 42, 2024)

Influenza Type	Deaths	Hospitalized
A (2009 H1N1)	0	1
A (not sub-typed)	0	12
Total Cases	0	13

Figure 2: Distribution of Confirmed Cases* by Virus Strain, Clark County, NV

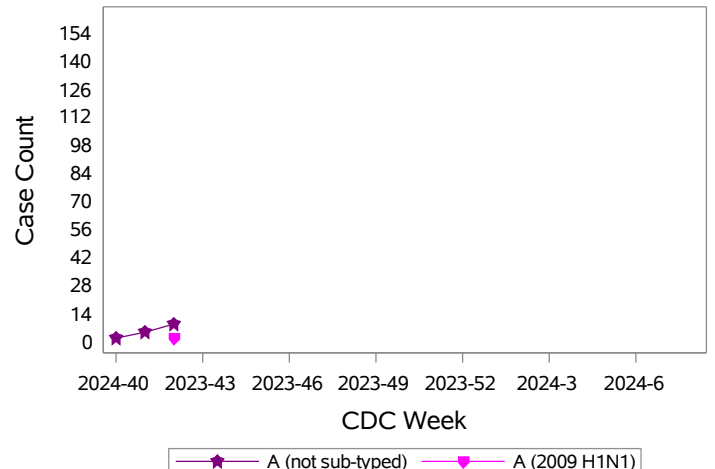


Figure 3: Weekly Proportion of Emergency Room and Urgent Care Clinic Visits for Influenza-Like Illness, Clark County, NV

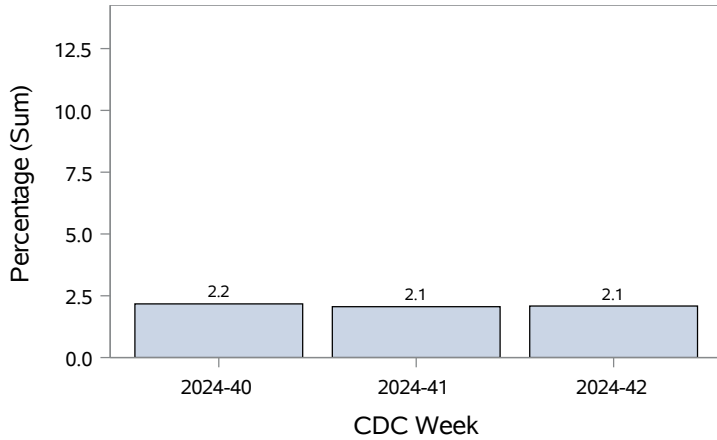


Figure 4: Age Distribution of Emergency Room and Urgent Care Clinic Visits for Influenza-Like Illness, Clark County, NV

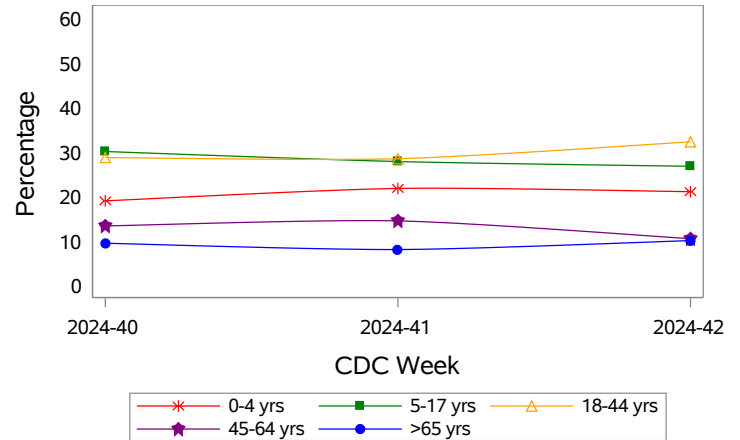
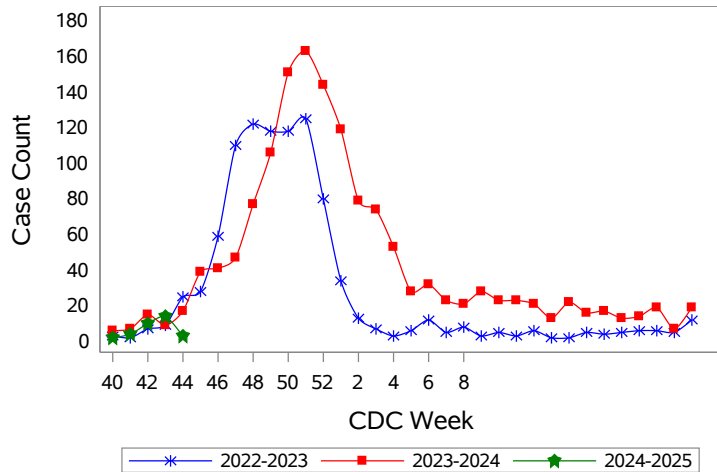
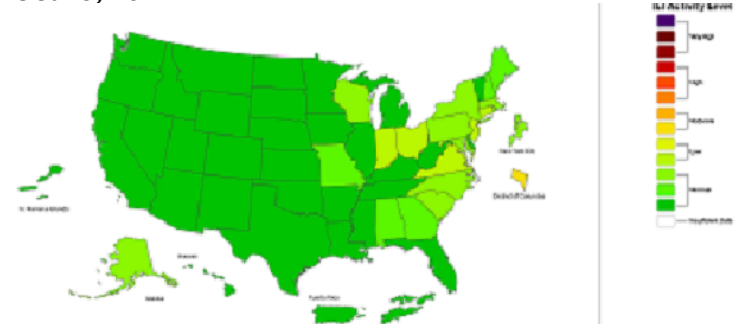


Figure 5: Seasonal Trends of Confirmed Cases* of Influenza, Clark County, NV



Total Confirmed Cases*(Week 40 - 42):
 9(2022-2023) 25(2023-2024) 13(2024-2025)

Figure 6: National Outpatient Respiratory Illness Activity Level- 2024-2025 Influenza Season CDC Week 42 ending Oct 19, 2024



*Confirmed Cases= Laboratory confirmed by PCR, culture, immunofluorescent antibody staining (direct or indirect), IHC antigen staining, rapid influenza diagnostic tests (RIDTs) with hospitalizations for 24 hours or longer, or with deaths. This weekly report is only a reflection of the hospitalized cases and deaths reported for the current influenza season (Table 1 and Table 2). Number of total confirmed cases in Figure 5 includes number of hospitalizations, deaths with hospitalizations and deaths without hospitalizations.

Note: The total number of confirmed cases presented in this report is subject to changes due to possible delays in reporting and processing. For additional information regarding SNHD influenza surveillance, please visit us at <http://southernnevadahealthdistrict.org/stats-reports/influenza-surveillance.php>.

Office of Informatics and Epidemiology (OIE)
 Benjamin Ashraf, PhD, MPH, Epidemiologist