



Southern Nevada Weekly Influenza Surveillance Snapshot CDC Week 49, December 4, 2022 to December 10, 2022

Summary:

Influenza surveillance for Clark County, Nevada includes data collected from local acute care hospitals and other healthcare providers. In Clark County, as of 12/10/2022, for the 2022 - 2023 influenza season, 266 influenza-associated hospitalizations and two deaths associated with influenza were reported. The percentage of emergency room (ER) and urgent care clinic visits for influenza-like illness [ILI(fever plus cough or sore throat)] slightly increased from 10.1% in week 48 to 10.5% in week 49 which was at an alarming level. Approximately 58% area ER and urgent care clinic visits for ILI were made by children 0 - 17 years of age which was higher than week 48(51%). Influenza A has been the dominant type circulating. Nationwide, during week 49, seasonal influenza activity remained high but appeared to be declining in some areas. Six point nine percent of patient visits reported through the U.S. Outpatient Influenza-like Illness Surveillance Network (ILINet) were due to respiratory illness that included ILI. This percentage was above the national baseline of 2.5%. Among 55 states/jurisdictions, the respiratory illness activity level in the state of Nevada remained high. Southern Nevada Health District will continue to update the public on the progression of the influenza season and encourage influenza vaccination for all persons 6 months of age and older without contraindications.

Table 1: Influenza Report by Age Group, Clark County, NV (CDC Week 40, 2022 to Week 49, 2022)

Age Group	Deaths	Hospitalized
0-4	0	18
05-17	0	27
18-24	0	7
25-49	1	37
50-64	1	44
65+	0	133
Total Cases	2	266

Figure 1: Percent of Clark County Deaths Registered with Pneumonia and/or Influenza (P&I) by Week

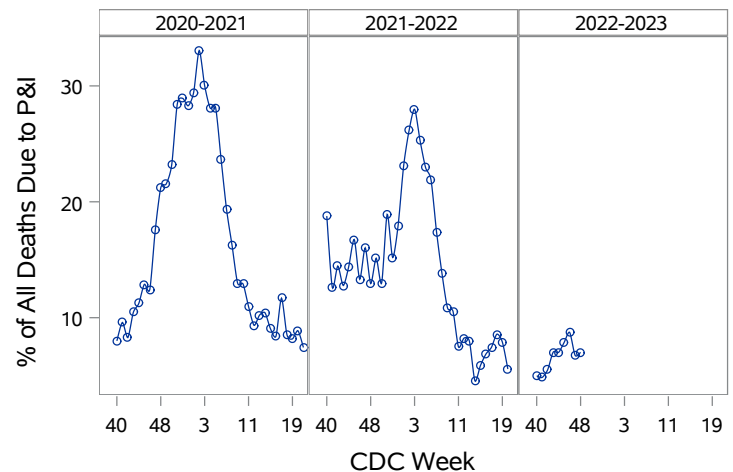


Table 2: Influenza Report by Virus Strain, Clark County, NV (CDC Week 40, 2022 to Week 49, 2022)

Influenza Type	Deaths	Hospitalized
(unknown type, RIDT)	0	1
A (2009 H1N1)	1	12
A (RIDT)	0	5
A (not sub-typed)	1	231
A (seasonal H3)	0	10
B (RIDT)	0	3
B (non-RIDT)	0	3
Influenza A/B	0	1
Total Cases	2	266

Figure 2: Distribution of Confirmed Cases* by Virus Strain, Clark County, NV

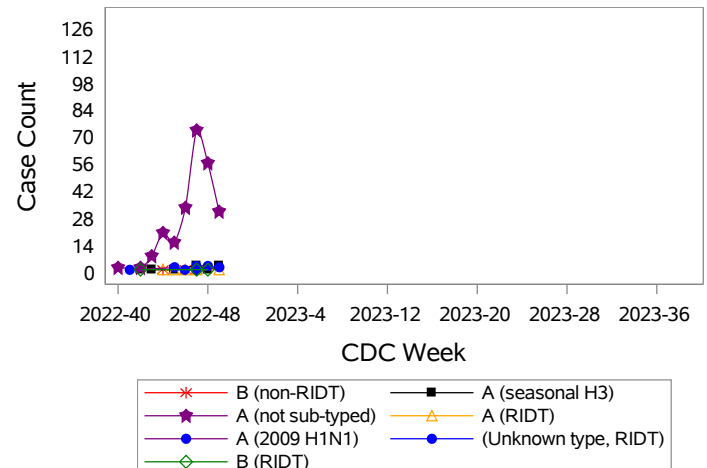


Figure 3: Weekly Proportion of Emergency Room and Urgent Care Clinic Visits for Influenza-Like Illness, Clark County, NV

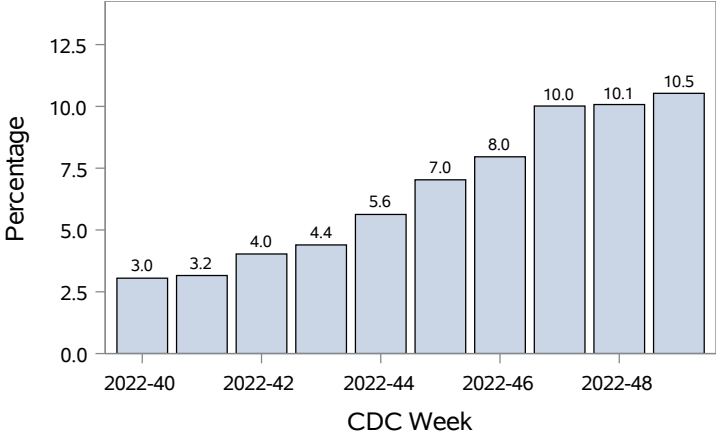


Figure 4: Age Distribution of Emergency Room and Urgent Care Clinic Visits for Influenza-Like Illness, Clark County, NV

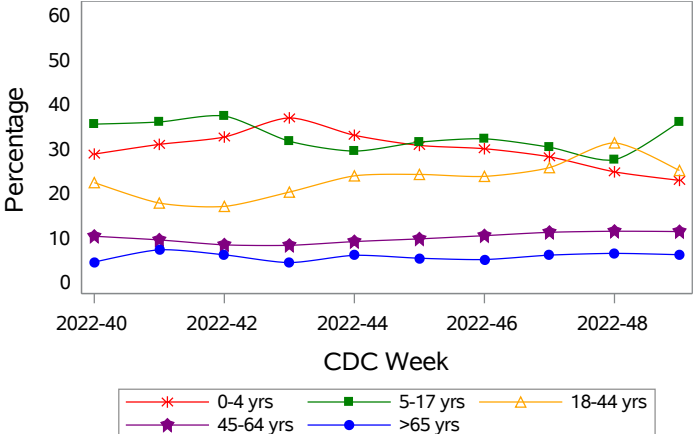


Figure 5: Seasonal Trends of Confirmed Cases of Influenza, Clark County, NV

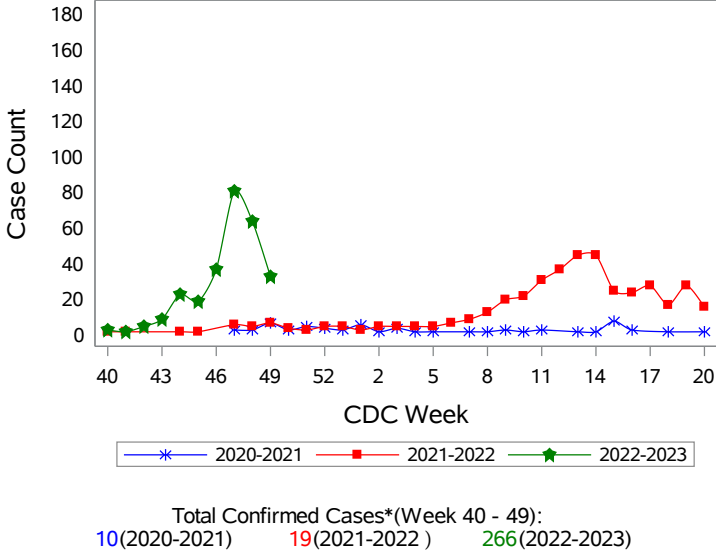
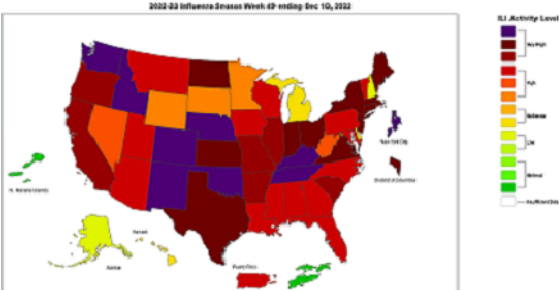


Figure 6: National Outpatient Respiratory Illness Activity Level- 2022-2023 Influenza Season CDC Week 49 ending December 10, 2022



*Confirmed Cases= Laboratory confirmed by PCR, culture, immunofluorescent antibody staining (direct or indirect), IHC antigen staining, rapid influenza diagnostic tests (RIDTs) with hospitalizations for 24 hours or longer, or with deaths. This weekly report is only a reflection of the hospitalized cases and deaths reported for the current influenza season (Table 1 and Table 2). Number of total confirmed cases in Figure 5 includes number of hospitalization, deaths with hospitalization and deaths without hospitalization.

Note: The total number of confirmed cases presented in this report is subject to changes due to possible delays in reporting and processing. For additional information regarding SNHD influenza surveillance, please visit us at <http://southernnevadahealthdistrict.org/stats-reports/influenza-surveillance.php>.

Office of Epidemiology (OOE)
Zuwen Qiu-Shultz, MPH, CPH, Senior Epidemiologist

Influenza Report by Age Group, Clark County, NV

(MMWR Week 2022-40 to 2022-49)

Age Group	Hospitalizations	Deaths	Cases
0-4	18	0	18
05-17	27	0	27
18-24	7	0	7
25-49	37	1	37
50-64	44	1	44
65+	133	0	133
Total Confirmed Cases	266	2	266

Influenza Report by Age Group, Clark County, NV

(MMWR Week 2021-40 to 2021-49)

Age Group	Hospitalizations	Deaths	Cases
0-4	1	0	1
05-17	0	0	0
18-24	2	0	2
25-49	5	0	5
50-64	4	0	4
65+	7	1	7
Total Confirmed Cases	19	1	19

Note: Influenza, Influenza A, Novel Virus and Influenza-associated death in a person under 18 are included.

The report doesn't include cases diagnosed by Rapid Influenza Diagnosis Test with no hospitalization.