



Southern Nevada Weekly Influenza Surveillance Snapshot CDC Week 47, November 17, 2019 to November 23, 2019

Summary:

Influenza surveillance for Clark County, Nevada includes data collected from local acute care hospitals and other healthcare providers. Influenza activity continues to increase in the United States. During week 47, in the state of Nevada, moderate Influenza-Like Illness (ILI) activity was widespread. In Clark County, for the season, as of 11/23/2019, 265 influenza-associated hospitalizations and three influenza-associated death were reported. The proportion of emergency room (ER) and urgent care clinic visits for ILI was 10.7% in week 47 which was slightly lower than week 46 (11.4%). Approximately 58% of area ER and urgent care clinic visits for ILI were made by children under 18 years of age. Influenza B was the dominant type circulating. Southern Nevada Health District will continue to update the public on the progression of the influenza season and encourage influenza vaccination for all persons 6 months of age and older.

Table 1: Influenza Report by Age Group, Clark County, NV (CDC Week 40, 2019 to Week 47, 2019)

Age Group	Deaths	Hospitalized
0-4	0	27
05-17	0	36
18-24	0	17
25-49	0	66
50-64	0	39
65+	3	79
Age Unknown	0	1
Total Cases	3	265

Figure 1: Percent of Clark County Deaths Registered with Pneumonia and/or Influenza by Week

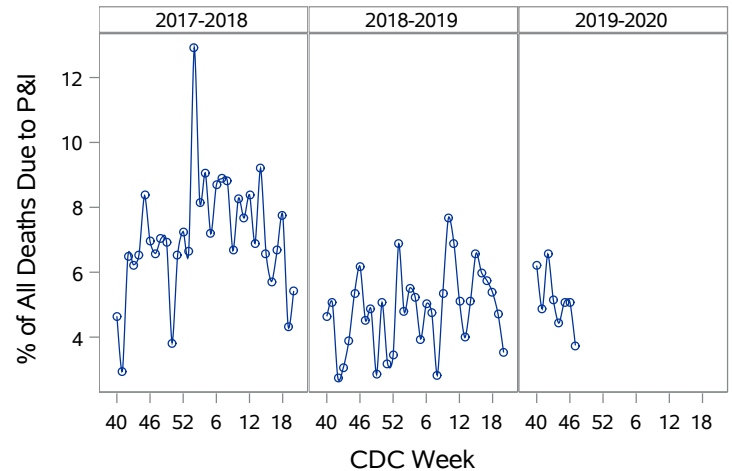


Table 2: Influenza Report by Virus Strain, Clark County, NV (CDC Week 40, 2019 to Week 47, 2019)

Influenza Type	Deaths	Hospitalized
A (2009 H1N1)	0	2
A (RIDT)	1	23
A (not sub-typed)	0	45
A (not sub-typed)	0	1
A (seasonal H3)	0	1
B (RIDT)	0	61
B (non-RIDT)	2	132
Total Cases	3	265

Figure 2: Distribution of Confirmed Cases* by Virus Strain, Clark County, NV

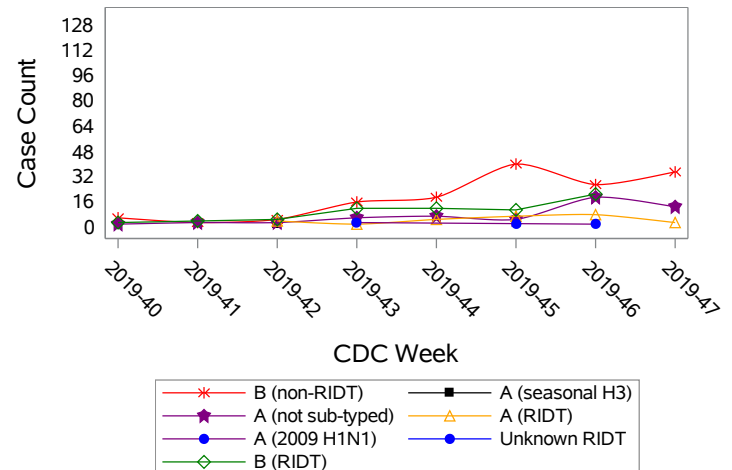


Figure 3: Weekly Proportion of Emergency Room and Urgent Care Clinic Visits for Influenza-Like Illness, Clark County, NV

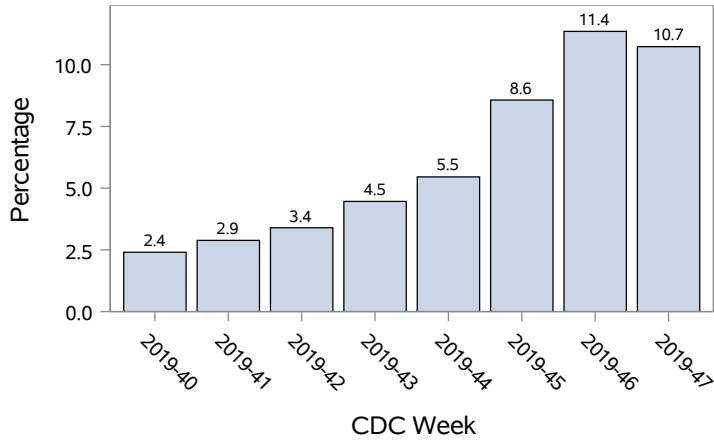


Figure 4: Age Distribution of Emergency Room and Urgent Care Clinic Visits for Influenza-Like Illness, Clark County, NV

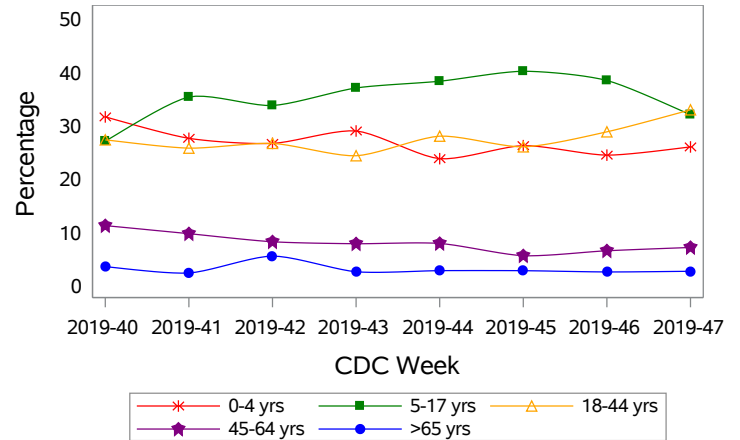


Figure 5: Seasonal Trends of Confirmed Cases of Influenza, Clark County, NV

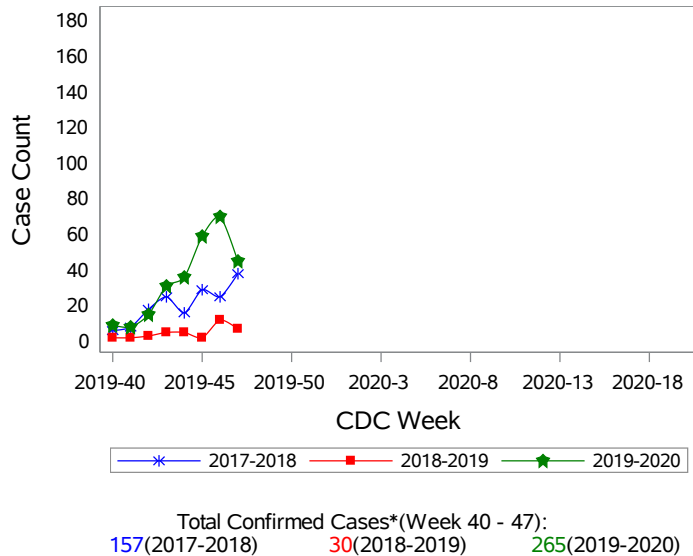
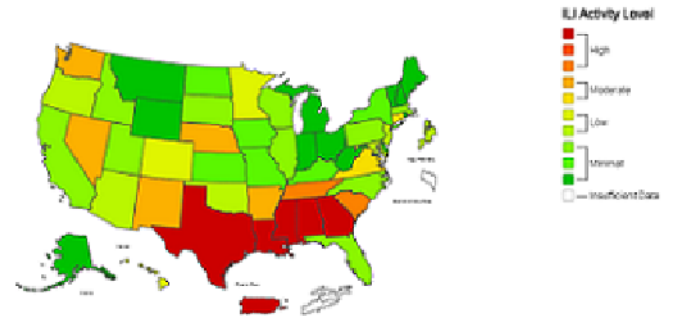


Figure 6: National ILI Activity Level- 2019-2020 Influenza Season CDC Week 47 ending November 23, 2019



*Confirmed Cases= Laboratory confirmed by PCR, culture, immunofluorescent antibody staining (direct or indirect), IHC antigen staining, rapid influenza diagnostic tests (RIDTs) with hospitalizations for 24 hours or longer, or RIDTs with death. This weekly report is only a reflection of the hospitalized cases and deaths reported for the current influenza season.

Note: The total number of confirmed cases presented in this report is subject to changes due to possible delays in reporting and processing. For additional information regarding SNHD influenza surveillance, please visit us at <http://southernnevadahealthdistrict.org/stats-reports/influenza-surveillance.php>.

Office of Epidemiology and Disease Surveillance (OEDS)
 Zuwen Qiu-Shultz, MPH, CPH, Epidemiologist