



## Southern Nevada Weekly Influenza Surveillance Snapshot CDC Week 42, October 13, 2019 to October 19, 2019

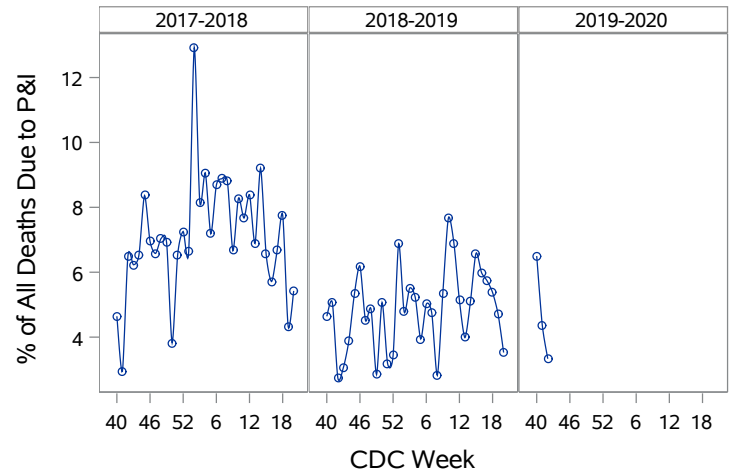
### Summary:

Influenza surveillance for Clark County, Nevada includes data collected from local acute care hospitals and other healthcare providers. Influenza activity increased slightly, but remains low in the United States. During week 42, in the state of Nevada, minimal Influenza-Like Illness (ILI) activity level were reported. In Clark County, for the season, as of 10/19/2019, 20 influenza-associated hospitalizations and zero influenza-associated deaths were reported. The proportion of emergency room (ER) and urgent care clinic visits for ILI was 3.4% in week 42 which was slightly higher than week 41 (2.9%). Approximately 60% of area ER and urgent care clinic visits for ILI were made by children under 18 years of age. Influenza B was the dominant type circulating. Southern Nevada Health District will continue to update the public on the progression of the influenza season and encourage influenza vaccination for all persons 6 months of age and older.

**Table 1: Influenza Report by Age Group, Clark County, NV (CDC Week 40, 2019 to Week 42, 2019)**

Age Group	Deaths	Hospitalized
0-4	0	2
05-17	0	3
18-24	0	1
25-49	0	6
50-64	0	1
65+	0	7
Total Cases	0	20

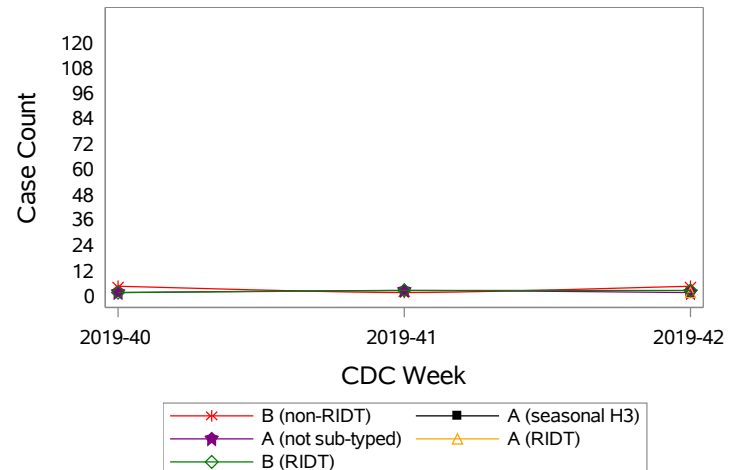
**Figure 1: Percent of Clark County Deaths Registered with Pneumonia and/or Influenza by Week**



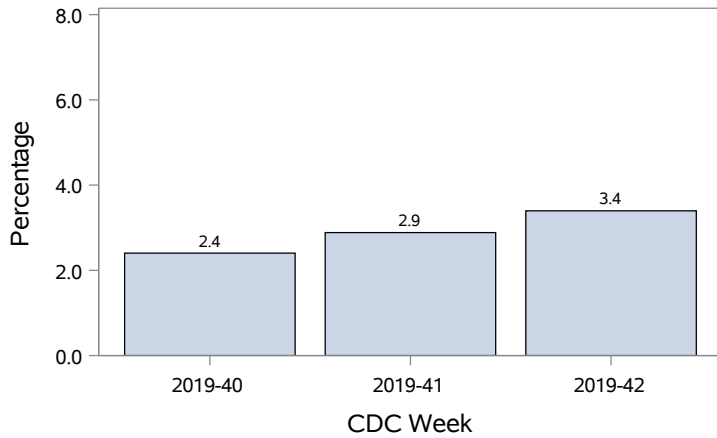
**Table 2: Influenza Report by Virus Strain, Clark County, NV (CDC Week 40, 2019 to Week 42, 2019)**

Influenza Type	Deaths	Hospitalized
A (RIDT)	0	1
A (not sub-typed)	0	4
A (seasonal H3)	0	1
B (RIDT)	0	5
B (non-RIDT)	0	9
Total Cases	0	20

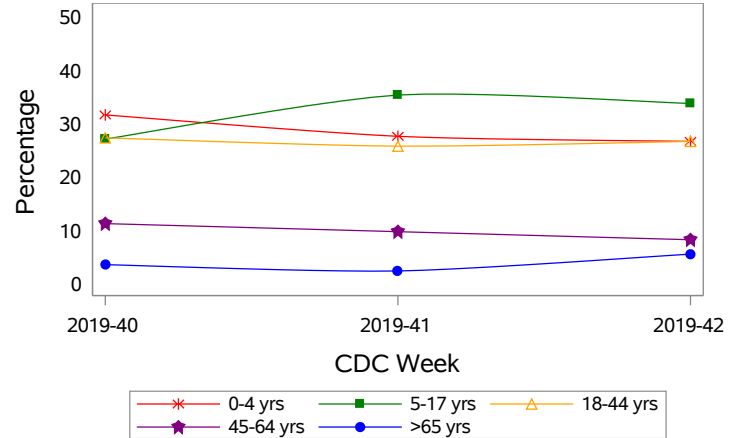
**Figure 2: Distribution of Confirmed Cases\* by Virus Strain, Clark County, NV**



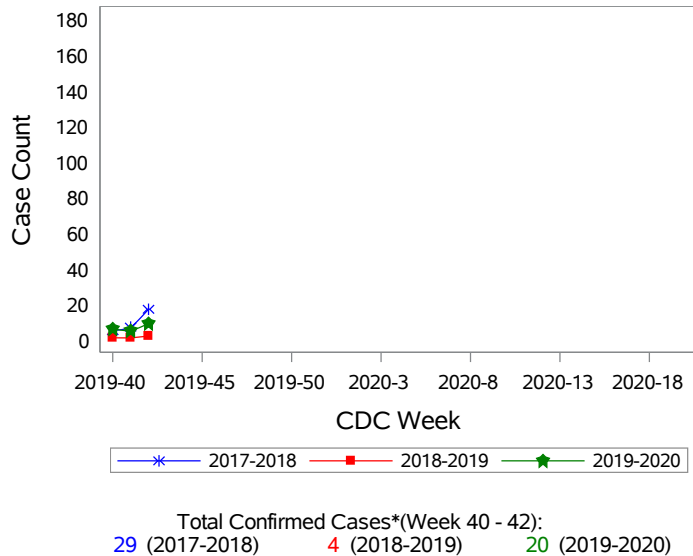
**Figure 3: Weekly Proportion of Emergency Room and Urgent Care Clinic Visits for Influenza-Like Illness, Clark County, NV**



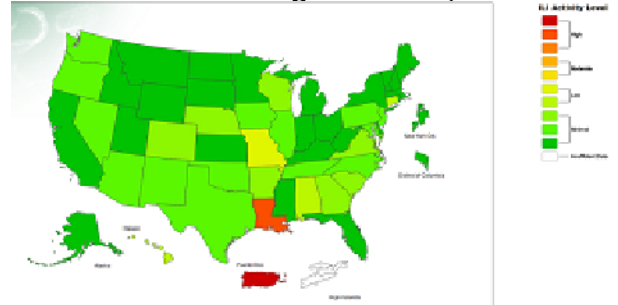
**Figure 4: Age Distribution of Emergency Room and Urgent Care Clinic Visits for Influenza-Like Illness, Clark County, NV**



**Figure 5: Seasonal Trends of Confirmed Cases of Influenza, Clark County, NV**



**Figure 6: National ILI Activity Level- 2019-2020 Influenza Season CDC Week 42 ending October 19, 2019**



\*Confirmed Cases= Laboratory confirmed by PCR, culture, immunofluorescent antibody staining (direct or indirect), IHC antigen staining, rapid influenza diagnostic tests (RIDTs) with hospitalizations for 24 hours or longer, or RIDTs with death. This weekly report is only a reflection of the hospitalized cases and deaths reported for the current influenza season.

Note: The total number of confirmed cases presented in this report is subject to changes due to possible delays in reporting and processing. For additional information regarding SNHD influenza surveillance, please visit us at <http://southernnevadahealthdistrict.org/stats-reports/influenza-surveillance.php>.

Office of Epidemiology and Disease Surveillance (OEDS)  
 Zuwen Qiu-Shultz, MPH, CPH, Epidemiologist