



2025 Southern Nevada Community Status Assessment

Tamera Travis, MSc

Office of Informatics and Epidemiology
Division of Disease Surveillance and Control
September 26, 2024

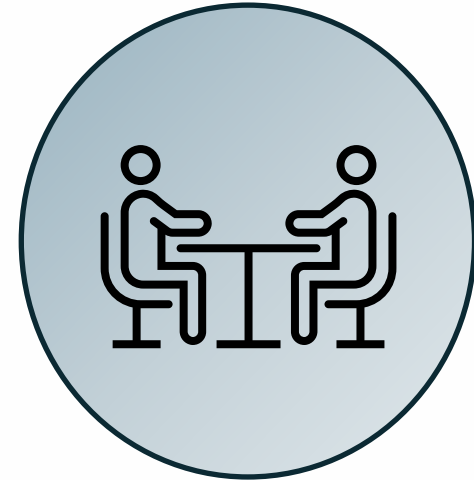
Community Health Assessment (CHA) Components



**Community Partner
Assessment**



**Community Status
Assessment**



**Community Context
Assessment**

Community Outreach

We attended over 100 outreach events across 25 zip codes in Clark County.

These include:

- Juneteenth
- World Refugee Day
- Pop up produce stands

We also spread the word about the CSA through 15 presentations!

- Puentes' Quarterly Equity Collaborative
- Public Health Advisory Board
- SNHD Federally Qualified Health Center





A HEALTHIER TOMORROW



Methods

- Goal: 3,000 responses
 - Population overestimate from 2022 Clark County Census: 2,330,000
 - Margin of error: 3-4%
- Data sources: U.S. Census, Nevada Minority Health Report, and the U.S.D.A. Rural-Urban Commuting Area Codes, Point in Time Count to determine demographic percentages.
- We used the above demographic percentages determine our quotas for each group.
- Quota and Time-Location Sampling were used to gather responses.

Quotas

Boulder City

Target: 19

Henderson

Target: 433

Las Vegas

Target: 849

Mesquite

Target: 30

North Las Vegas

Target: 366

Unincorporated Clark County

Target: 1,304

LGBT

Target: 165

No permanent housing

Target: 8

Disabled

Target: 258

Non-US born

Target: 654

Resident of rural area

Target: 39

Older adults (60+)

Target: 624

Asian

Target: 336

Black/ African American

Target: 414

Hispanic/ Latino

Target: 978

Multiracial

Target: 165

Native American/ Alaska Native

Target: 39

Native Hawaiian/ Pacific Islander

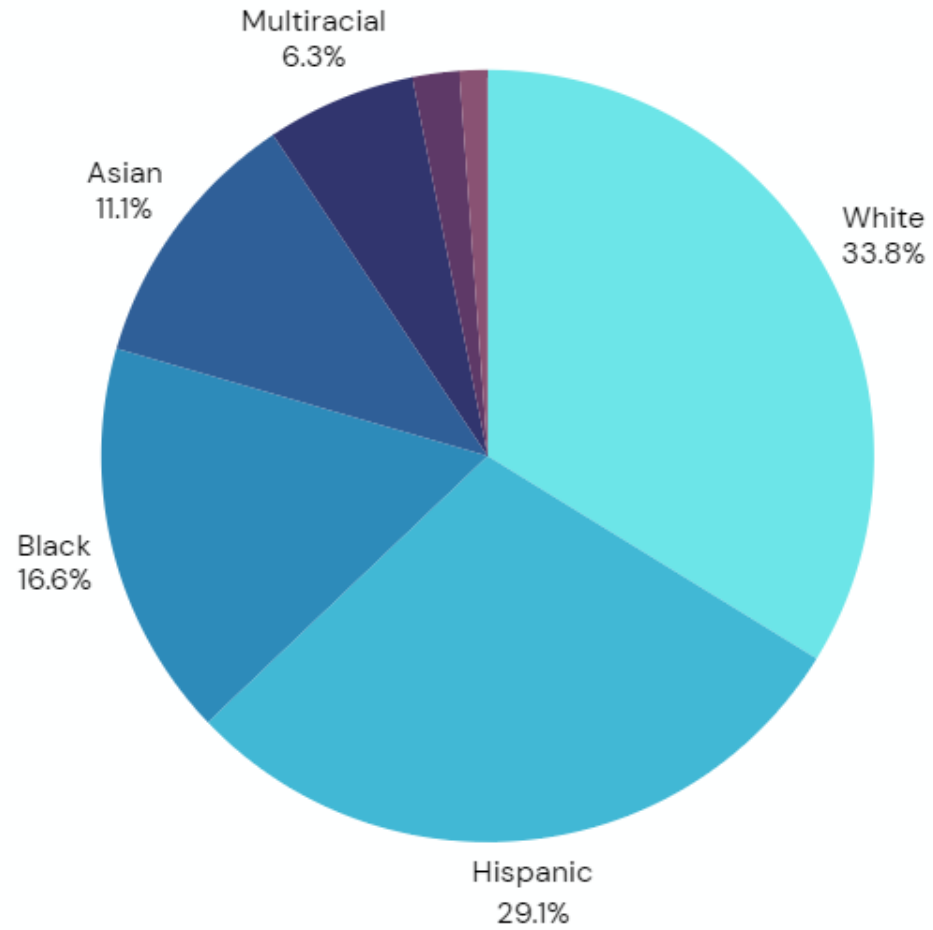
Target: 30

White, non-Hispanic

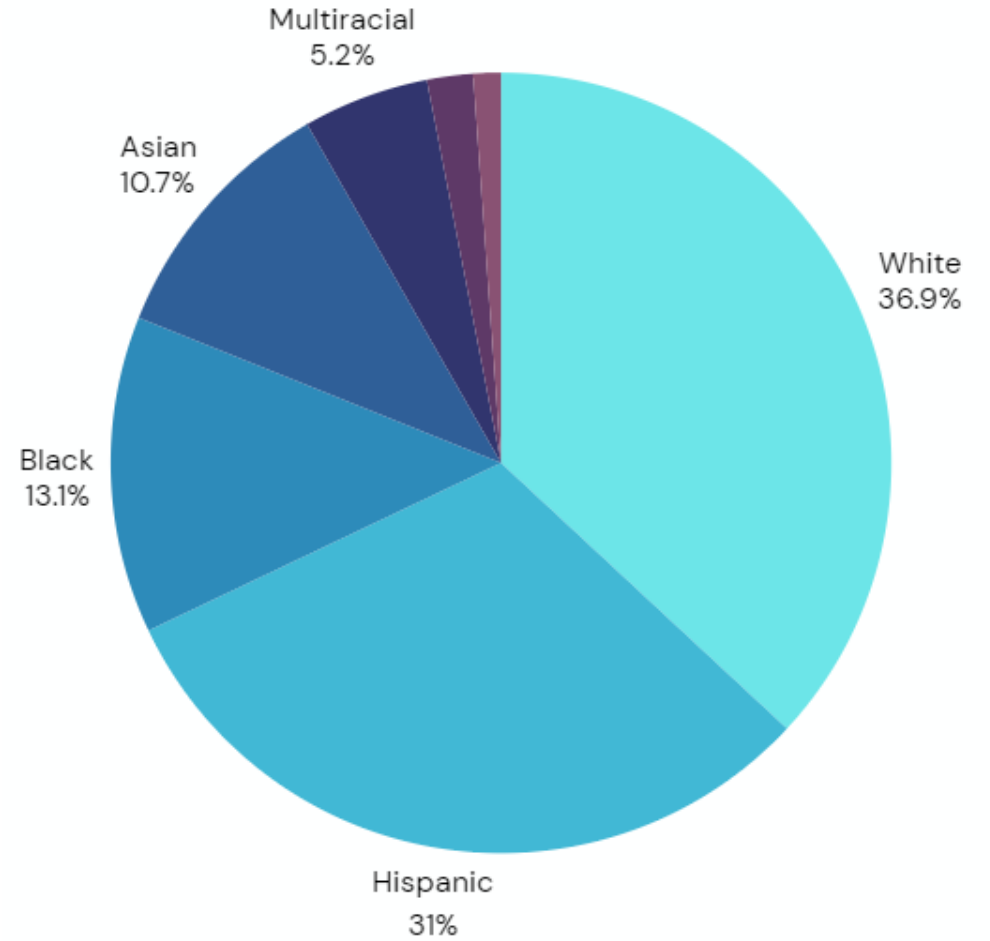
Target: 1,164

Race/ Ethnicity

2025 CHA

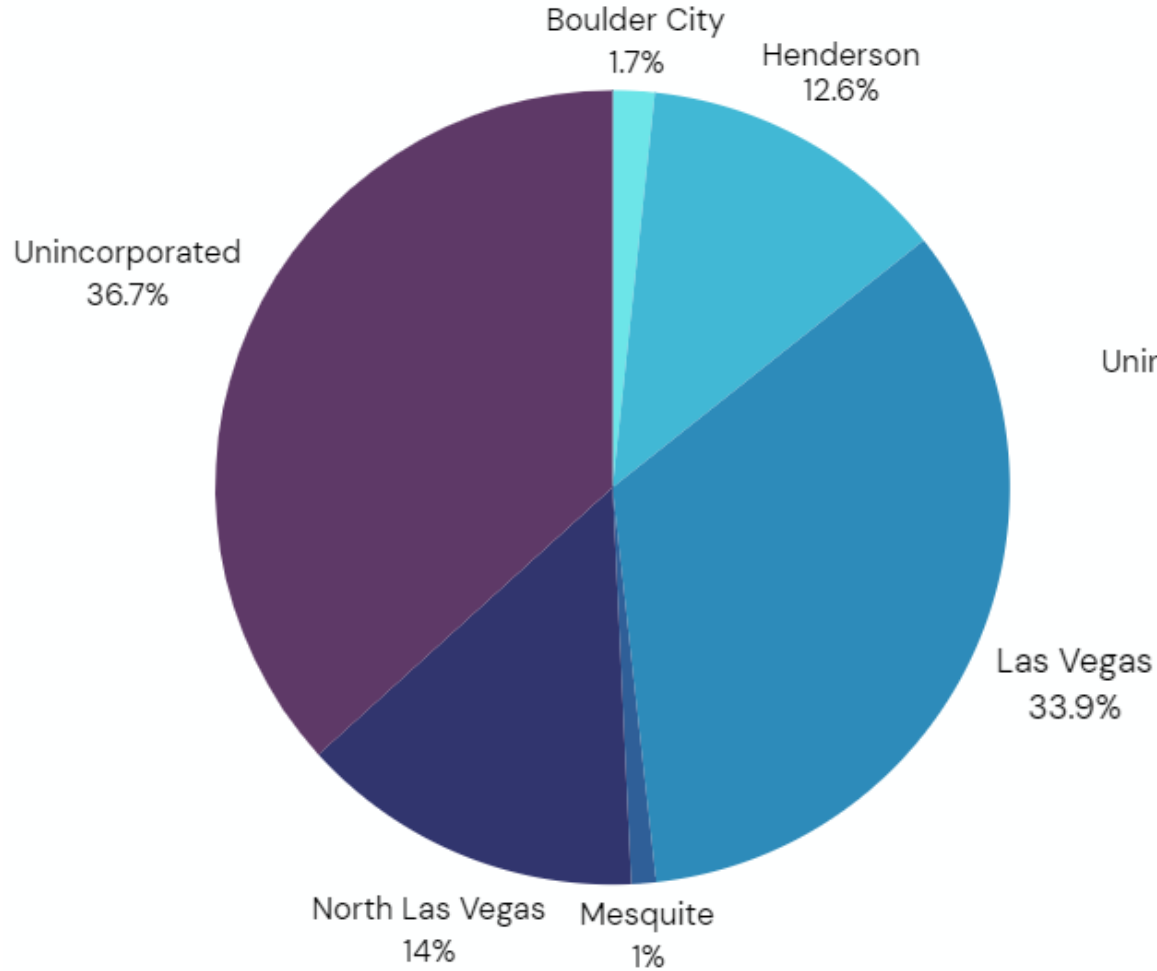


2022 CENSUS

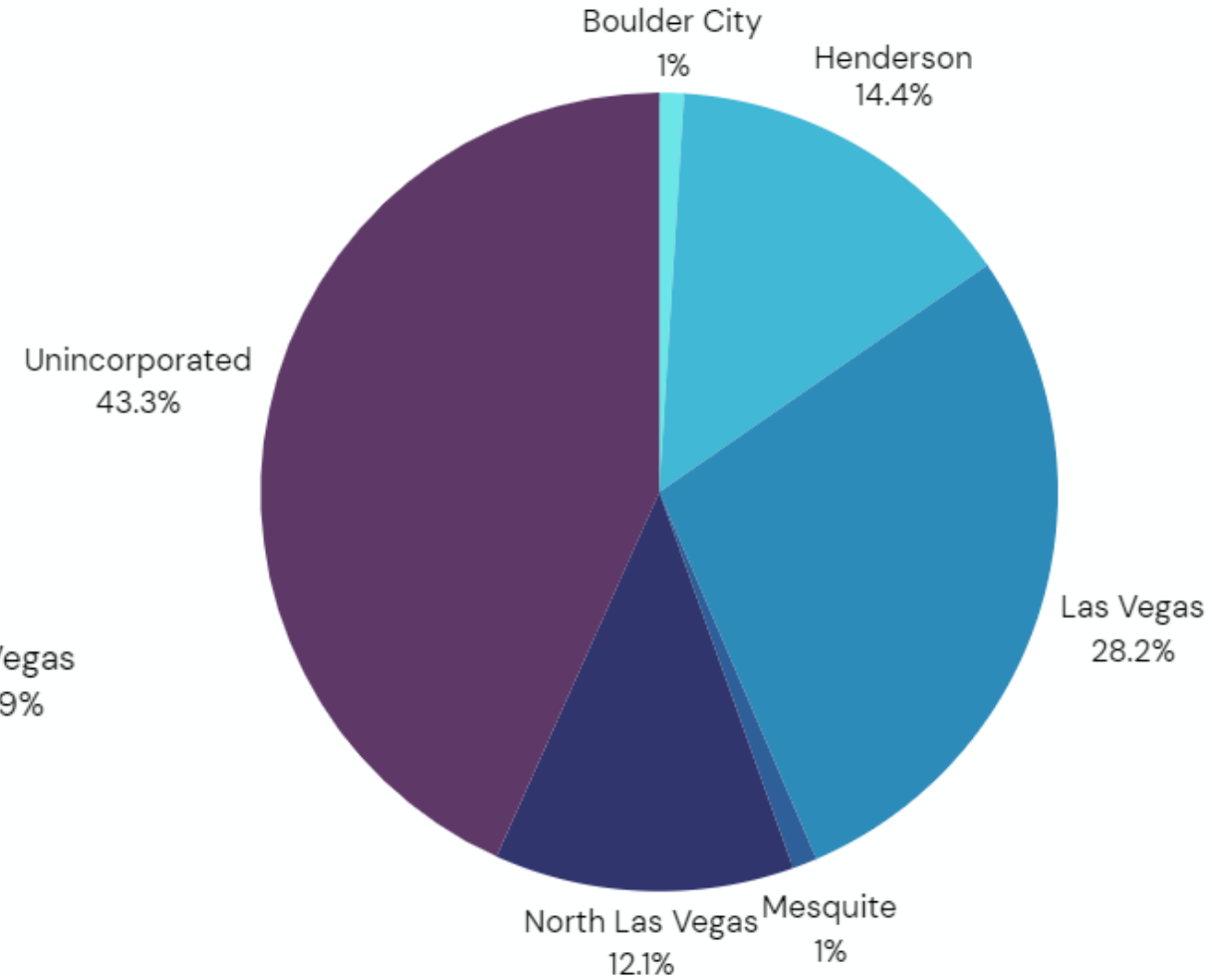


City/ Jurisdiction

2025 CHA

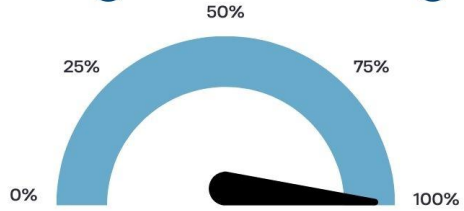


2022 CENSUS



*Percentages listed represent our progress towards meeting population quotas

2025 COMMUNITY STATUS ASSESSMENT Progress Tracking

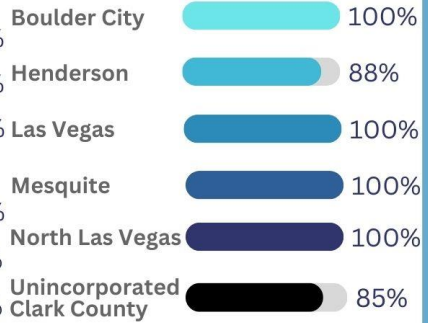


3,303
Total Surveys

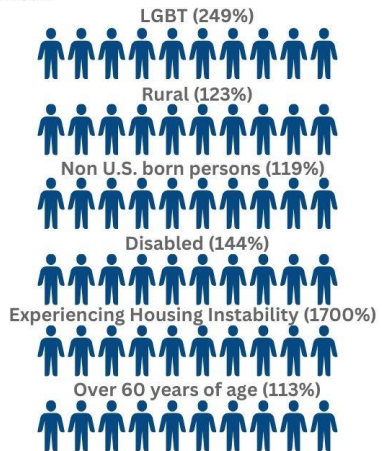
Race/ Ethnicity



City/ Jurisdiction



Middle Eastern/ Northern African*



When will you hear more?

- **CSA Report: December 2024**
- **Community Context Assessment (CCA)
Report: January 2025**
- **Final Community Health Assessment
Report: March 2025**



A HEALTHIER TOMORROW

Thank you!



Southern Nevada Health District

280 S Decatur Blvd, Las Vegas, NV 89107



Tamera Travis
travis@snhd.org
702-729-1257



[Facebook.com/SouthernNevadaHealthDistrict](https://www.facebook.com/SouthernNevadaHealthDistrict)



[@SNHDInfo](https://twitter.com/SNHDInfo)



[@southernnevadahealthdistrict](https://www.instagram.com/southernnevadahealthdistrict)



[YouTube.com/SNHealthDistrict](https://www.youtube.com/SNHealthDistrict)