



BODY
ART AND
MICROBLADING
CARD
TRAINING
BOOK





INTRODUCTION

The Southern Nevada Health District's regulations for body art facilities focus on the control of risk factors associated with the practice of body art. Control of the risk factors will help prevent the spread of disease. Body artists must be knowledgeable about the risk factors so that proper methods are used when practicing body art. This booklet contains all the information you need to successfully pass the body art test.

While most people think of body art as tattoo and piercing, it can mean many things such as branding, implants, and scarification. The Health District prohibits placement of implants, branding, or scarification in permitted body art facilities. The Health District only regulates tattooing or piercing in Clark County.

By tattooing the Health District means any method of placing pigment or dye under the skin using needles or blades. Piercing is defined as penetrating the skin or a mucous membrane to make a permanent hole. Any business that is providing tattooing or piercing needs a permit. Although, a permit is not necessary if the business limits piercing to only the ear lobe.

BODY ART RISK FACTORS



Bloodborne pathogens cause disease when blood or other body fluid in an infected person enters the body of another who is not infected.

Examples of bloodborne pathogens are hepatitis B, hepatitis C, and HIV.


Knowing about hepatitis is important to help prevent the spread of the disease. Hepatitis is an infection of the liver. It is often caused by a virus. In the United States, the three most common types of viral hepatitis are hepatitis A, hepatitis B, and hepatitis C.

Hepatitis B virus can be spread through intimate contact with infected people or by exposure to body fluids such as blood. It can survive outside the body on a surface in dried or wet blood for approximately seven days.

There are two kinds of hepatitis B. One is called acute. This is where a person has symptoms such as abdominal pain, nausea, vomiting, fever, and jaundice (yellowing of the skin). The other is called chronic. This is where an infected person does not have any symptoms but can spread the disease.

HIV is another virus that is spread through certain body fluids including blood. It attacks the body's immune system making it harder for the body to fight off infections and some other diseases.

Since apparently healthy individuals can spread bloodborne pathogens, proper handling and care in both using and disposing of needles used in body art will help prevent transmission of the disease.



PROPER HANDWASHING TECHNIQUE

Handwashing is a critical part of personal hygiene and is the first step in preventing the spread of disease. It is important to wash your hands in a designated handwashing sink before beginning to work on a patron. The hand sink is for hand washing **ONLY** and should have liquid soap, paper towels, and a trash can. Handwashing sinks need to be located in each cubicle.

You need to WASH YOUR HANDS:

- ✓ When entering your workspace
- ✓ After touching your face, hair, or skin
- ✓ After using the restroom
- ✓ After you remove gloves
- ✓ After taking out the trash or cleaning
- ✓ After handling **ANYTHING** dirty

In addition to hand hygiene, artists also need to practice good personal hygiene that includes using hair restraints if hair is over their ears, having clean fingernails, and wearing clean outer garments.

GLOVE USE

In addition to handwashing, the use of gloves is important in preventing the spread of bloodborne pathogens. Since apparently healthy individuals can spread bloodborne pathogens such as hepatitis B and hepatitis C, proper use of disposable gloves will help in preventing transmission of the disease.

If the gloves you are using become damaged or soiled during a body art procedure, or when the procedure is interrupted you:

1. must remove the gloves
2. dispose of the gloves
3. wash your hands
4. put on a clean, unused pair of gloves if needed.



WET HANDS
with warm water



SOAP



RUB VIGOROUSLY
for 15 seconds



RINSE



DRY



TURN OFF WATER
with paper towel

WASTE DISPOSAL

Because the hepatitis B virus can survive outside the body on a surface in dried or wet blood for approximately seven days, proper disposal of wastes contaminated with blood is important in preventing the spread of disease.

Any waste that releases liquid blood or other body fluids when compressed or that may release dried blood or body fluids when handled must be disposed of as biohazardous waste. This requires that the waste be placed in a red or orange bag with the biohazardous waste symbol. The waste will then need to be picked up by a medical waste hauler for proper processing.

Single-use sharps that come in contact with blood or other body fluids (such as needles) need to be properly disposed of after they


are used. They cannot be thrown in the trash. Instead they need to be placed into a rigid sealable container that is designed to accept the sharps. These containers need to be picked up by, or mailed to, a licensed medical waste hauler for proper processing. Do not overfill the containers or attempt to empty them yourself as this could result in exposure to disease.

CLEANING EQUIPMENT

Equipment that is designed for reuse can be used after the piece of equipment has been must be soaked in a cleaning solution, processed through an ultrasonic cleaner, packaged, and sterilized in a sterilizer listed with the U.S. Food and Drug Administration. Sterilizing the equipment will destroy all forms of microbiotic life such as bacteria and viruses.

The packaging must include a class 5 or 6 indicator inside the package that signals that the sterilizer reached the correct temperature inside the packaging.

After the sterilization is complete, you must then mark the package with the date of sterilization.



Once a sterile pack is opened, the equipment must be used immediately, properly disposed of or cleaned, repacked then re-sterilized.

All reusable equipment must be used within six months of sterilization. If it is not used, then the equipment must be repackaged and sterilized again.

Health District regulations require a spore test be performed on all sterilizing devices at least once per month or more frequently if required by the manufacturer. This will make sure that the sterilizer is working properly.

Items that are designed to be used only once

cannot be reused for any reason, and should not be placed in the sterilizer.

Disinfectants remove or kill almost all of the bacteria and viruses present on a work surface. Applying a disinfectant is the final step in cleaning any work surfaces. After any procedure, artists first clean the work surface. Then, after the work surface has been cleaned, the artist needs to apply a disinfectant registered with the EPA following the instructions on the label of the disinfectant. If the instructions are not followed, then the disinfectant may not remove or kill the germs that are present. To aid the disinfection process, all work surfaces are required to be durable, easily cleanable and non-absorbent.

It is important to practice body art in a place that will decrease the chance of spreading illness. If something happens in the shop such as a loss of water, sewage back-up, or an infestation of pests, sanitary conditions cannot be provided. The facility must self-close and contact the Health District when events like these happen. The shop must remain closed until the problem can be corrected and the Health District approves reopening.

IN SUMMARY

The best way to prevent spread of bloodborne disease is to follow standard precautions, which include:

- Washing your hands before and after procedures.
- Wearing disposable gloves during setting up the work area for the procedure, during the procedure and cleaning and disinfecting the work area after the procedure has been completed.
- Using caution when handling sharps.
- Treat all patrons as potentially infected with a bloodborne pathogen, even if they deny having one or appear healthy.
- Properly dispose of waste contaminated with blood.

REQUIRED REGULATORY STEPS

TATTOOS

While the design of the art is up to the artists, there are a few things that need to take place to make sure the application of the art is done in a safe manner.


The following are the steps the Health District requires to be taken before and after the art is applied to the patron.

1. **The patron completes a consent form** that contains at a minimum:
 - a. Name and age of patron.
 - b. Address of patron.
 - c. Date, description and location of the tattoo or piercing.
 - d. Artist's name.
 - e. A statement that the tattoo should be considered permanent.
 - f. A statement addressing whether the patron has a history of jaundice or hepatitis within the last year.

Note: These records need to be kept for two years and be made available upon request by the Health District.

2. **The patron presents ID.** If the patron is under 21 years of age, then a copy of the identification must be kept with the consent form.
3. **The area where the art will be applied will need to be cleansed.** If needed, the area surrounding the location of the art will need to be shaved using a disposable razor before the area is cleansed.
4. **The art is applied.**
5. **The patron is provided an aftercare sheet and verbal instructions that will help in preventing complications in the healing process.** Artists need to use the aftercare sheets approved by the Health District. The instructions provided need to describe how to care for the art, possible side effects to be aware of and any restrictions on activities. These sheets also need to include a statement about reporting any complications to the Health District.

If the artist becomes aware that application of the art may have caused an infection, they are required to report that to the Health District within 48 hours by phone and in writing.



PIERCING

All jewelry used for initial piercing must be free of nicks, scratches or irregular surfaces; obtained from a commercial jewelry supply company if it is not custom made or if custom made, meets the various ASTM standards. Proof of source of the jewelry (vendor, manufacturer purchase paperwork) must be kept on site.

SUBSTANTIAL HEALTH HAZARDS

**Can something happen that
requires you to close-up shop
immediately? YES!**

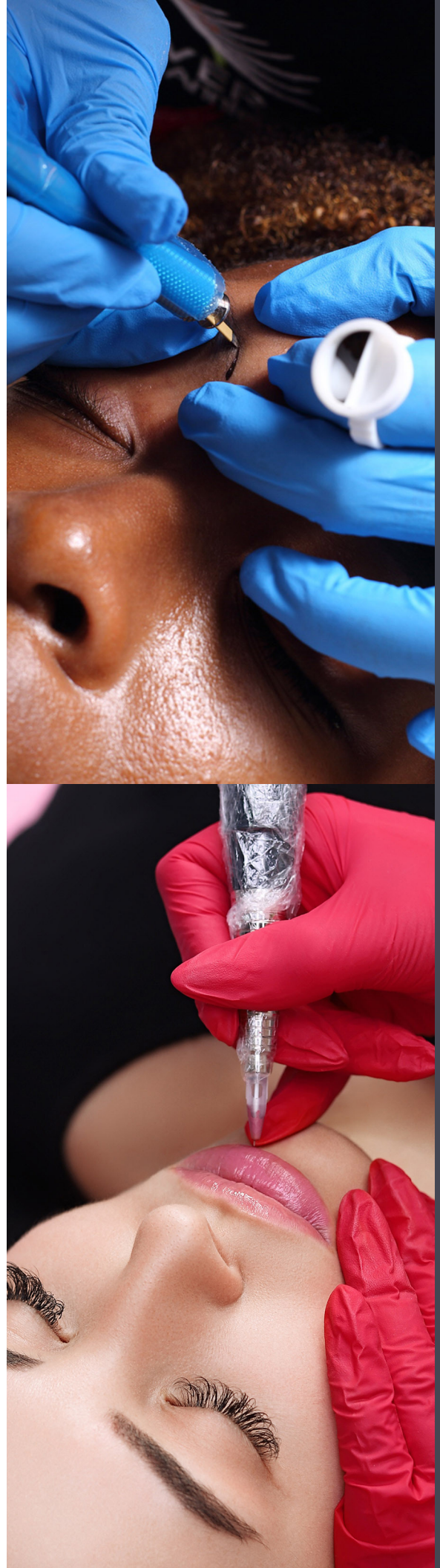
**A few examples of when you should stop
practicing body art include the following:**

- Not able to dispose of biohazardous waste or potentially biohazardous waste.
- Sewage backing up from drains, sinks, or toilets, and flowing onto the floor of the facility.
- Lack of sterile needles, tubes, or other parts of equipment that comes in contact with pigment or breaks the skin.
- Substantial damage to the building because of flood, rain, or earthquake.
- A lack of power or water for a period exceeding two hours.

Please refer to the body art regulations for a list of all the possible occasions when a body art studio should close.

Any part of the facility that is affected by the substantial health hazard must be closed.

If you do close because of a substantial health hazards please call (702) 759-0677 or send an e-mail to bodyart@snhd.org.



PERMITTING

BODY ART CARDS

To practice body art in Clark County, all body artists must have a valid Southern Nevada Health District Body Art Card or Apprentice Body Art Card. You can review the steps and get the necessary paperwork on the Health District's website at **www.snhd.info/bodyart**.

Anytime that a body artist is practicing, they must have, in their possession, a valid Health District Body Art Card. These cards cannot be shared between two artists.

HEALTH PERMITS

Any place of business that practices body art must have a health permit. Body artists are not allowed to perform body art procedures outside of a permitted body art establishment.

All permit holders must post in public view the health permit to operate along a disclosure statement and QR code approved and provided by the Health District.

Permits cannot be transferred to another location or used when working at a tattoo convention. If you move, you must contact the Health District at **(702) 759-1258** to discuss what is necessary to obtain a permit for the new location. If you wish to work at a tattoo show,

you need to apply for a separate special event permit. Call **(702) 759-0677** or send an e-mail to **bodyart@snhd.org** to ask for an application. Applications for special events must be received at least 30 days before the event.

Permits can also be revoked. If Health District inspectors observe serious or repeated violations the permit can be revoked. The health permit can also be suspended if there is interference from the artist or permit holder while the inspector conducts an inspection. For more details on the permit revocation process please review section 14.5 of the Tattoo Regulations.

The person who holds the permit is responsible for:

- Ensuring all the artists in the shop have valid Health District Body Art Cards
- Making sure that all the applicable permits, licenses, and body art cards that are required to be visible to the patrons and the public are displayed
- Making sure that the shop meets the requirements of the State of Nevada Occupational and Health Standards for General Industry (29 CFR Part 1910.1030) regarding exposure to bloodborne pathogens.

You, the artist, are responsible to ensure that you practice body art in a manner that does not spread disease.

If you have any questions, you can call (702) 759-0677 or send an e-mail to bodyart@snhd.org.



www.SNHD.info/bodyart