



HEAT-ASSOCIATED DEATHS & EMERGENCY DEPARTMENT VISITS 2024 MONTHLY REPORT [JULY 2024]

In an effort to keep Clark County, Nevada residents and visitors aware of heat associated illness and mortality, the Southern Nevada Health District (SNHD) has initiated monthly extreme heat updates. The Centers for Disease Control and Prevention (CDC) defines extreme heat as reaching higher than average temperatures or humidity levels for a particular location and time of year. Heat-related illness occurs when a person’s body temperature rises faster than it can cool down, which may lead to heat exhaustion or heat stroke, ultimately damaging the brain or other vital organs. Older adults, the very young, and those with mental illness or chronic disease have the highest risk of heat-related illness. However, anyone can be affected if participating in strenuous physical exercise in hotter weather. Heat related deaths and illnesses are preventable; please visit www.southernnevadahealthdistrict.org. Clark County has cooling and hydration stations open to the public throughout the heat season. For more information regarding community resources, please visit www.clarkcountynv.gov. The surveillance began in April and will end in October. This heat season (2024), there has been a registered total of **6 heat-associated deaths**.

Figure 1. Heat-associated deaths in Clark County in Clark County by week, as of 07/14/2024

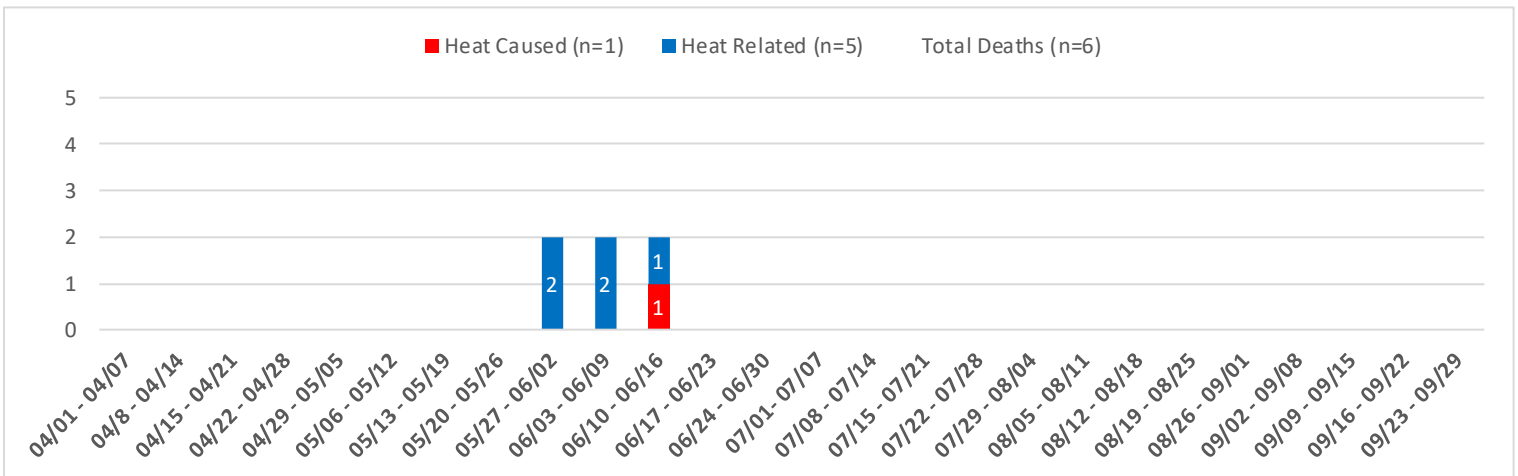


Table 1. Totals of heat-associated deaths in Clark County within the surveillance period

2024 YTD Total*		2023	
Confirmed	First Death	Confirmed	First Death
6	5/27/2024	294	4/11/2023

Figure 2. Percentage of heat-associated deaths in Clark County by Gender, 2024

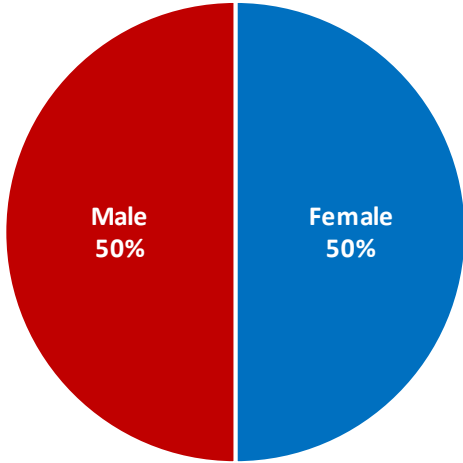


Table 2. Total of heat-associated deaths in Clark County by Age Group, 2024

Age Group	Count	% of Deaths
0 - 4	0	
5 - 17	0	
18 - 25	0	
26 - 34	0	
35 - 44	0	
45 - 64	< 5	
65+	< 5	

Table 3. Total of heat-associated deaths in Clark County by Race, 2024

Race/Ethnicity		Count	% of Deaths
Non-Hispanic	White	< 5	
	Black	< 5	
	Asian/Pacific Islander	0	
	American Indian/Alaskan Native	0	
	Multi-racial	0	
	Other	< 5	
Hispanic		0	
Unknown		0	

Table 4. Heat-associated deaths among homeless population in Clark County, 2024

Homeless	Count	% of Deaths
Yes	0	
No	< 5	
Unknown	< 5	

*Race and Hispanic origin are reported separately on death certificates. People of Hispanic origin may be of any race. For this table, non-Hispanic individuals are classified by race.

Figure 4. Clark County heat-associated deaths by month with max and min daily temperatures, in Clark County 2024

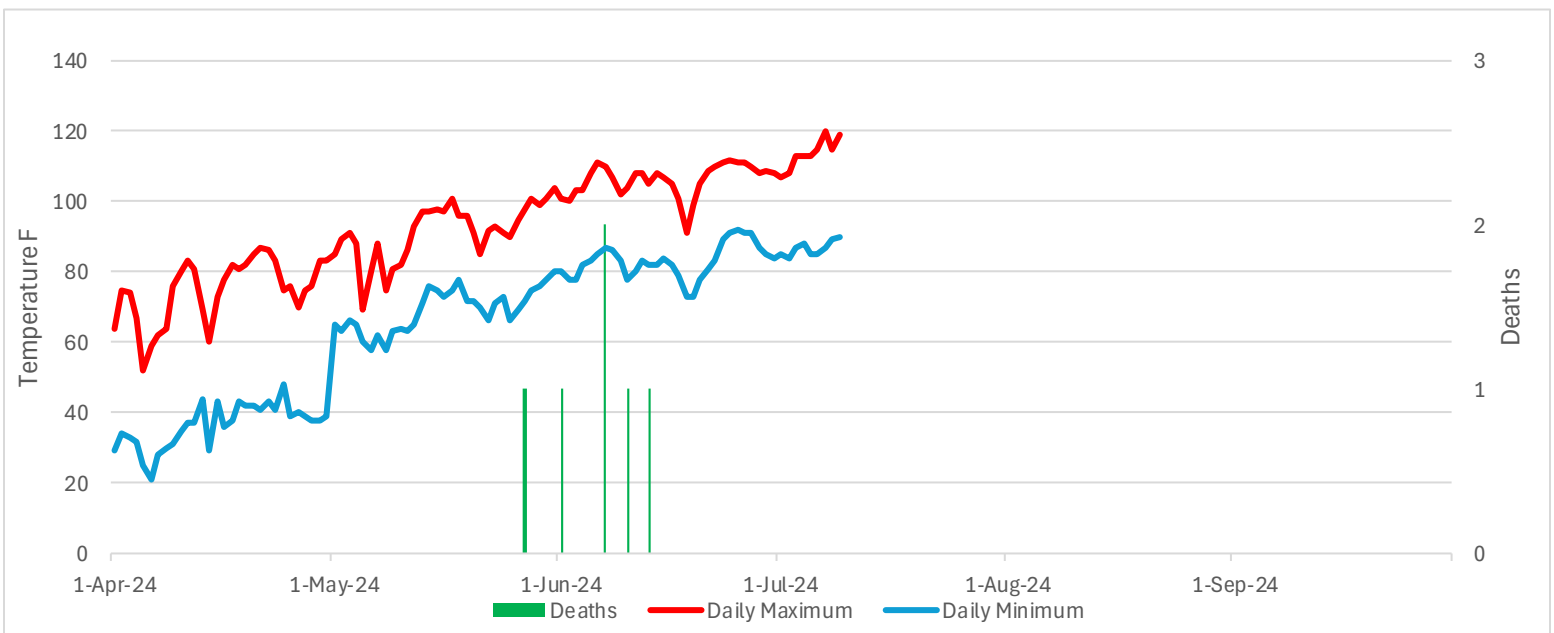
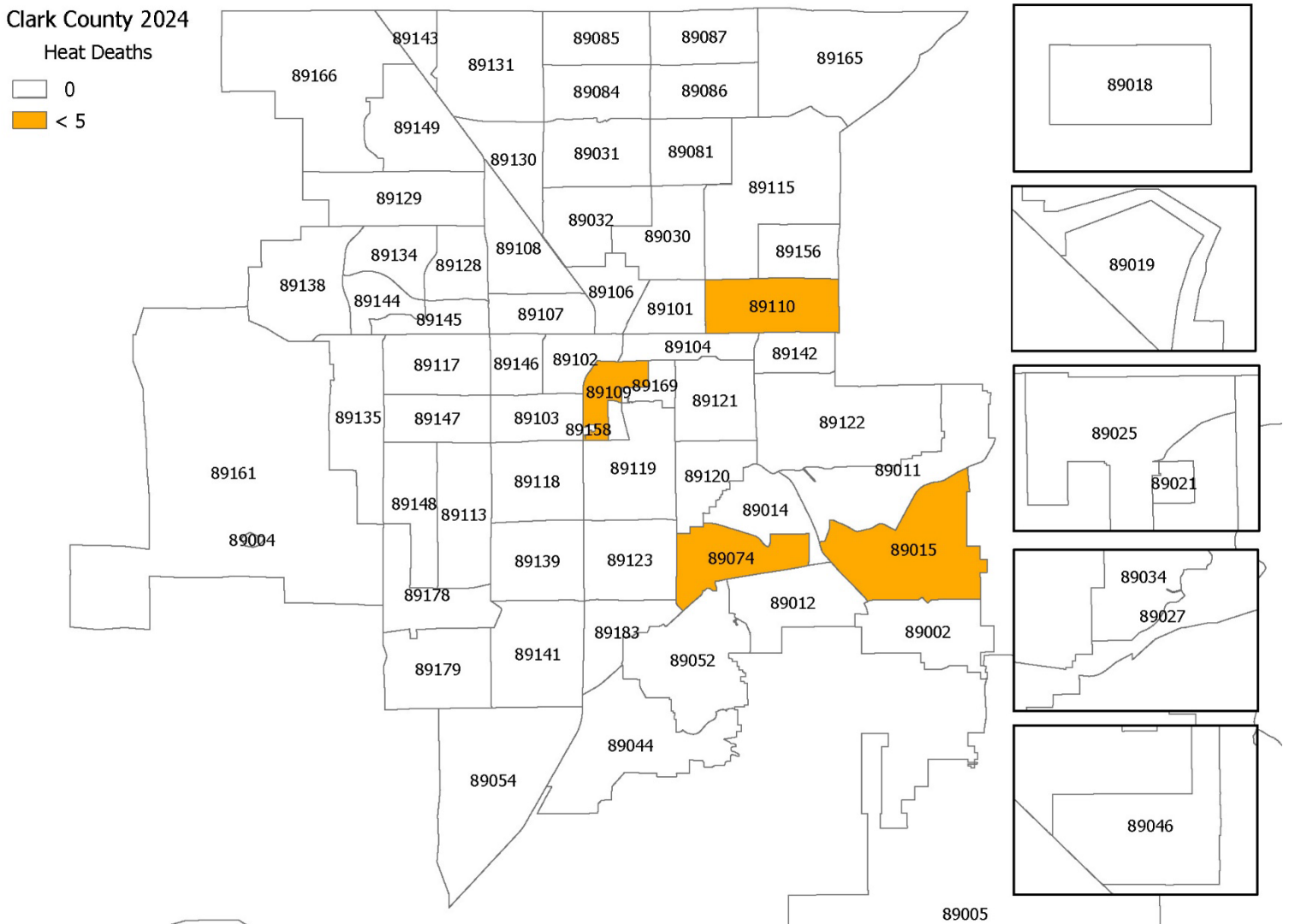


Figure 5. Location of injury for heat-associated deaths among zipcodes associated with Clark County, 2024



*Note: Data is preliminary and subject to change throughout the season. Death totals are based on registered death records in the Nevada Electronic Death Registry System and may differ from those reported by the CCOCME.

Stratified data are suppressed to safeguard protected health information and confidentiality

Data Source:

Mortality and Demographics: Nevada Electronic Death Registry System (EDRS) provided by the Nevada Department of Public and Behavioral Health Office of Analytics.

Cases with a confirmed address in the resident fields of the death record, unless otherwise notated by the coroner or the address belongs to an establishment serving the homeless, are not counted as homeless.

Max/Min Temperature: National Weather Service. Past weather reported by Las Vegas WFO, NV.

Heat Associated Deaths: defined as those having an ICD-10 code of 'T67' or 'X30'.

“Heat Caused” Deaths: Deaths in which a form of heat (exposure, hyperthermia) is listed in Part I of the Cause of Death in the death certificate; either the immediate cause or part of the chain of events leading to immediate cause of death.

“Heat Related” Deaths: Deaths in which a form of heat (exposure, hyperthermia) is listed in “Other Significant Conditions” or Part II of the death certificate but not listed in Part I.

HEAT-ASSOCIATED DEATHS & EMERGENCY DEPARTMENT VISITS 2023 MONTHLY REPORT [04/01/2024 – 07/14/2024]

Figure 6. Daily Count of Emergency Department Visits due to Heat-Related Illness in Clark County, 2024

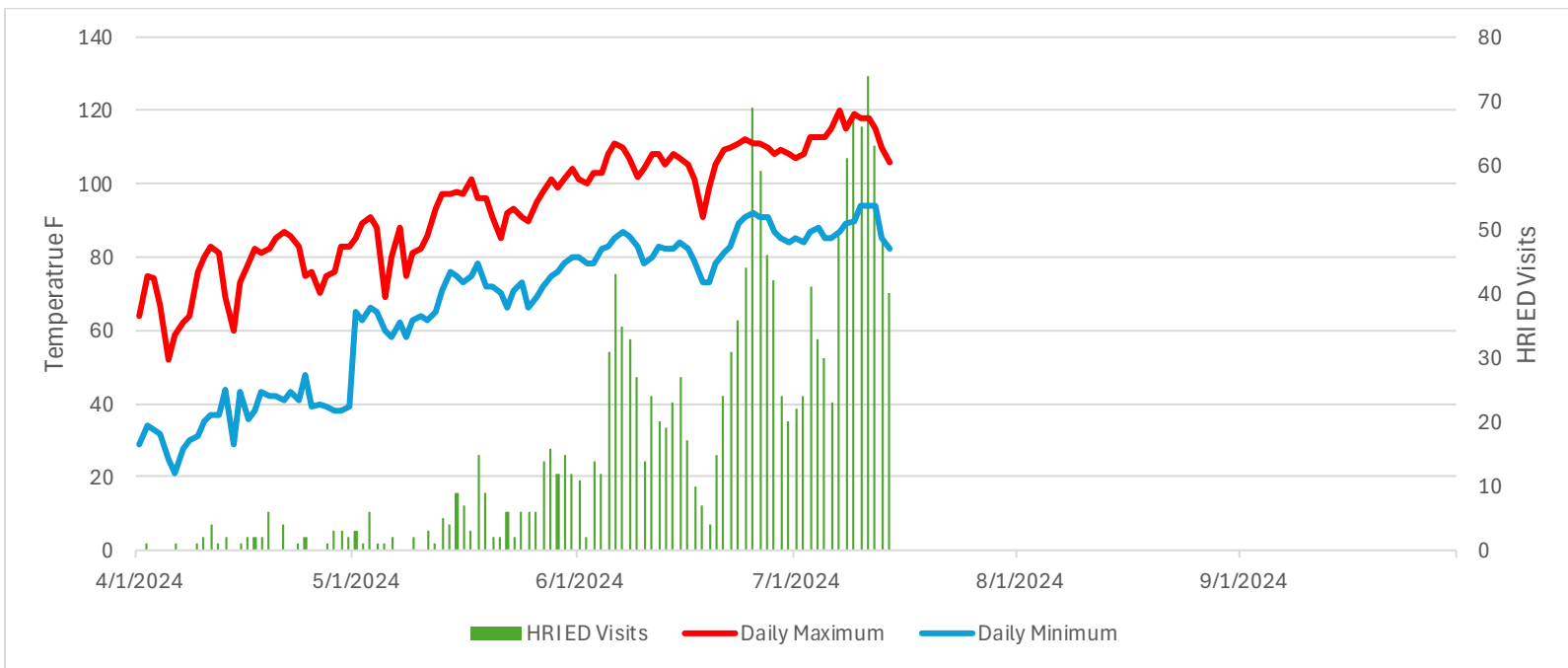
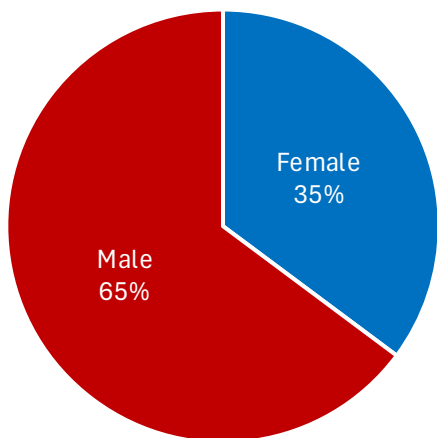
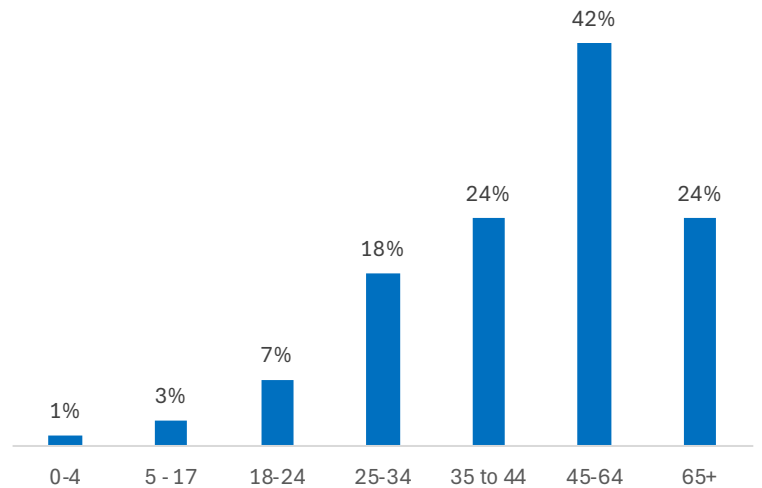


Figure 7. Heat-Related Illness ED Visits by Gender in Clark County, 2024



Graph 8. Heat-Related Illness ED Visits by Age Group, in Clark County, 2024



Data Source: The Electronic Surveillance System for the Early Notification of Community-Based Epidemics (ESSENCE). Heat-related illness data was identified by querying the fields of CC and DD Category "Heat Related Illness v2", Facility Type = "Emergency Care", and Has Been Emergency = "Yes".