

MINUTES

**SOUTHERN NEVADA COMMUNITY HEALTH CENTER
GOVERNING BOARD MEETING
December 10, 2024, 2024 – 2:30 p.m.**

Meeting was conducted via Microsoft Teams

MEMBERS PRESENT:

Donna Feliz-Barrows, Chair
Jasmine Coca, First Vice Chair
Sara Hunt, Second Vice Chair
Scott Black
Erin Breen
Ashley Brown
Marie Dukes
Blanca Macias-Villa
Jose L. Melendrez

ABSENT:

Luz Castro
Brian Knudsen

ALSO PRESENT:

Josh Findlay

LEGAL COUNSEL:

Edward Wyner, Associate General Counsel

CHIEF EXECUTIVE OFFICER:

Randy Smith

STAFF:

Emily Anelli, Tawana Bellamy, Todd Bleak, Andria Cordovez Mulet, Jacques Graham, Ryan Kelsch, Fermin Leguen, Cassius Lockett, Jonas Maratita, Kyle Parkson, Luann Province, Kim Saner, Justin Tully, Donnie Whitaker

I. CALL TO ORDER and ROLL CALL

The Chair called the Southern Nevada Community Health Center (SNCHC) Governing Board Meeting to order at 2:36 p.m. Tawana Bellamy, Senior Administrative Specialist, administered the roll call and confirmed a quorum.

II. PLEDGE OF ALLEGIANCE

III. FIRST PUBLIC COMMENT: A period devoted to comments by the general public about those items appearing on the agenda. Comments will be limited to five (5) minutes per speaker. Please clearly state your name and address and spell your last name for the record. If any member of the Board wishes to extend the length of a presentation, this may be done by the Chair or the Board by majority vote.

Ms. Bellamy provided clear and complete instructions for members of the general public to call in to the meeting to provide public comment, including a telephone number and access code.

Seeing no one, the Chair closed the First Public Comment period.

IV. ADOPTION OF THE DECEMBER 10, 2024, MEETING AGENDA *(for possible action)*

Chair Feliz-Barrows called for questions and there were none.

A motion was made by Member Breen, seconded by Member Hunt, and carried unanimously to approve the December 10, 2024, agenda, as presented.

V. CONSENT AGENDA: Items for action to be considered by the Southern Nevada Community Health Center Governing Board which may be enacted by one motion. Any item may be discussed separately per Board Member request before action. Any exceptions to the Consent Agenda must be stated prior to approval.

1. APPROVE MINUTES – SNCHC GOVERNING BOARD MEETING: November 19, 2024 *(for possible action)*

Chair Feliz-Barrows called for any action and there were none.

A motion was made by Member Coca, seconded by Member Breen, and carried unanimously to approve the Consent Agenda, as presented.

VI. REPORT / DISCUSSION / ACTION

1. Receive, Discuss and Accept the Annual Comprehensive Financial Audit Report and Single Audit Report from FORVIS MAZARS LLP; direct staff accordingly or take other action as deemed necessary *(for possible action)*

Josh Findlay, Audit Director, of FORVIS MAZARS LLP attended the meeting to present the Annual Comprehensive Financial Audit Report and Single Audit Report.

Mr. Findlay advised that they issued an unmodified audit with no reportable findings.

Mr. Findlay outlined that the following five (5) major programs were audited.

- 21.027 - COVID-19 — Coronavirus State and Local Fiscal Recovery Funds
- 93.217 - Family Planning Services
- 93.323 - COVID-19 — Epidemiology and Laboratory Capacity for Infectious Diseases (ELC)
- 93.391 - COVID-19 — Activities to Support State, Tribal, Local and Territorial (STLT) Health Department Response to Public Health or Healthcare Crises
- 93.967 - Centers for Disease Control and Prevention Collaboration with Academia to Strengthen Public Health

Mr. Findlay further outlined the required communications related to accounting policies and practices, GASB 101, GASB 102, GASB 103, and GASB 104.

Further to an inquiry from Mr. Smith, Mr. Findlay shared that the single audit is conducted on a risk-based approach, based on a checklist, and federal guidelines are followed to determine which programs are audited.

The Chair called for questions and there were none.

A motion was made by Member Breen, seconded by Member Melendrez, and carried unanimously to accept the Annual Comprehensive Financial Audit Report and Single Audit Report from FORVIS MAZARS LLP, as presented.

VII. BOARD REPORTS: The Southern Nevada District Board of Health members may identify and comment on Health District related issues. Comments made by individual Board members during this portion of the agenda will not be acted upon by the Southern Nevada District Board of Health unless that subject is on the agenda and scheduled for action. *(Information Only)*

There were no board reports.

IX. CEO & STAFF REPORTS *(Information Only)*

- CEO Comments

Mr. Smith advised of the unduplicated patient and visit counts for November 2024 and shared that the health center has already exceeded its CY24 goal for the unduplicated patient count and will likely exceed its goal for the visit count.

Mr. Smith advised the board member of reminders to complete their conflict of interest forms, as it is a HRSA requirement and also to provide the required information for the Nevada Medicaid Re-validation application request.

Mr. Smith further shared updates on SNCHC's HRSA On Site Visit (OSV). Mr. Smith advised of the following:

- The last OSV was conducted virtually in June 2022 and occurs every three years.
- The upcoming OSV is a three-day on-site visit: February 25th – Thursday, February 27th.
- Pre-visit phone call six weeks prior to the visit.
- All documents submitted two weeks prior to the visit.
- The last opportunity to submit documents is February 25, 2025.
- Opportunities for board involvement:
 - Day 1 – Entrance Meeting (morning), Day 2 – Meeting with Board (lunch time), Day 3 – Exit Meeting (late morning/early afternoon).
- Compliance Resolution Opportunity (CRO) – 14 calendars from receipt of EHB task to submit a response to HRSA addressing areas of non-compliance.
 - Depending on timing, an additional off schedule board meeting may be needed to approve submission items (e.g., a new/revised policy)

Mr. Smith shared that Chair Feliz-Barrows will connect with the managers at Decatur and Fremont the week of December 23, 2024, to thank staff and say happy holidays. Mr. Smith further advised if other board members are interested in participating to let Ms. Bellamy know.

Chair Feliz-Barrows commented that it would be great if a couple of board members would participate to show the board's appreciation for everything staff has done in the last year.

Further to an inquiry from First Chair Coca, Mr. Smith shared that Ms. Bellamy would send information to board members with an invitation to participate.

X. INFORMATIONAL ITEMS

Nothing to report.

- XI. SECOND PUBLIC COMMENT:** A period devoted to comments by the general public, if any, and discussion of those comments, about matters relevant to the Board's jurisdiction will be held. Comments will be limited to five (5) minutes per speaker. If any member of the Board wishes to extend the length of a presentation, this may be done by the Chair or the Board by majority vote.

Seeing no one, the Chair closed the Second Public Comment period.

XII. ADJOURNMENT

The Chair adjourned the meeting at 3:11 p.m.

Randy Smith
Chief Executive Officer - FQHC

/tab

AGENDA

**SOUTHERN NEVADA COMMUNITY HEALTH CENTER
GOVERNING BOARD MEETING
December 10, 2024 – 2:30 p.m.**

Meeting will be conducted via Microsoft Teams

NOTICE

Microsoft Teams:

<https://events.teams.microsoft.com/event/d0803872-c722-420f-a474-29ac46a9042e@1f318e99-9fb1-41b3-8c10-d0cab0e9f859>

To call into the meeting, dial (702) 907-7151 and enter Phone Conference ID: 993 388 551#

NOTE:

- Agenda items may be taken out of order at the discretion of the Chair.
- The Board may combine two or more agenda items for consideration.
- The Board may remove an item from the agenda or delay discussion relating to an item on the agenda at any time.

I. CALL TO ORDER & ROLL CALL

II. PLEDGE OF ALLEGIANCE

- III. FIRST PUBLIC COMMENT:** A period devoted to comments by the general public about those items appearing on the agenda. Comments will be limited to five (5) minutes per speaker. Please clearly state and spell your name for the record. If any member of the Board wishes to extend the length of a presentation, this may be done by the Chair or the Board by majority vote. There will be two public comment periods. To submit public comment on either public comment period on individual agenda items or for general public comments:
- **By Teams:** Use the Teams link above. You will be able to provide real-time chatroom messaging, which can be read into the record or by raising your hand. Unmute your microphone prior to speaking.
 - **By telephone:** Call (702) 907-7151 and when prompted to provide the Meeting ID, enter 993 388 551#. To provide public comment over the telephone, please press *5 during the comment period and wait to be called on.
 - **By email:** public-comment@snhd.org. For comments submitted prior to and during the live meeting, include your name, zip code, the agenda item number on which you are commenting, and your comment. Please indicate whether you wish your email comment to be read into the record during the meeting or added to the backup materials for the record. If not specified, comments will be added to the backup materials.

IV. ADOPTION OF DECEMBER 10, 2024 AGENDA *(for possible action)*

V. CONSENT AGENDA: Items for action to be considered by the Southern Nevada Community Health Center Governing Board which may be enacted by one motion. Any item may be discussed separately per Board Member request before action. Any exceptions to the Consent Agenda must be stated prior to approval.

1. APPROVE MINUTES – SNCHC GOVERNING BOARD MEETING: November 19, 2024 *(for possible action)*

VI. REPORT / DISCUSSION / ACTION

1. Receive, Discuss and Accept the Annual Comprehensive Financial Audit Report and Single Audit Report from FORVIS MAZARS LLP; direct staff accordingly or take other action as deemed necessary *(for possible action)*

VII. BOARD REPORTS: The Southern Nevada Community Health Center Governing Board members may identify and comment on Health Center related issues or ask a question for clarification. Comments made by individual Board members during this portion of the agenda will not be acted upon by the Southern Nevada Community Health Center Governing Board unless that subject is on the agenda and scheduled for action. ***(Information Only)***

VIII. CEO & STAFF REPORTS ***(Informational Only)***

- CEO Comments

IX. INFORMATIONAL ITEMS

X. SECOND PUBLIC COMMENT: A period devoted to comments by the general public, if any, and discussion of those comments, about matters relevant to the Board’s jurisdiction will be held. Comments will be limited to five (5) minutes per speaker. If any member of the Board wishes to extend the length of a presentation, this may be done by the Chair or the Board by majority vote. **See above for instructions for submitting public comment.**

XI. ADJOURNMENT

NOTE: Disabled members of the public who require special accommodations or assistance at the meeting are requested to notify the Administration Office at the Southern Nevada Health District by calling (702) 759-1201.

THIS AGENDA HAS BEEN PUBLICLY NOTICED on the Southern Nevada Health District’s Website at <https://snhd.info/meetings>, the Nevada Public Notice website at <https://notice.nv.gov>, and a copy will be provided to any person who has requested one via U.S mail or electronic mail. All meeting notices include the time of the meeting, access instructions, and the meeting agenda. For copies of agenda backup material, please contact the Administration Office at 280 S. Decatur Blvd, Las Vegas, NV, 89107 or (702) 759-1201.

MINUTES

SOUTHERN NEVADA COMMUNITY HEALTH CENTER GOVERNING BOARD MEETING

November 19, 2024, 2024 – 2:30 p.m.

Meeting was conducted In-person and via Microsoft Teams

Southern Nevada Health District, 280 S. Decatur Boulevard, Las Vegas, NV 89107
Red Rock Trail Room A

- MEMBERS PRESENT:** Donna Feliz-Barrows, Chair (*in-person*)
Jasmine Coca, First Vice Chair (*in-person*)
Sara Hunt, Second Vice Chair (*via Microsoft Teams*)
Scott Black (*via Microsoft Teams*)
Erin Breen (*via Microsoft Teams*)
Ashley Brown (*via Microsoft Teams*)
Luz Castro (*via Microsoft Teams*)
Marie Dukes (*via Microsoft Teams*)
Brian Knudsen (*via Microsoft Teams*)
Jose L. Melendrez, (*via Microsoft Teams*)
- ABSENT:** Blanca Macias-Villa
- ALSO PRESENT:** Nadine Kienhoefer, Davell Jackson
- LEGAL COUNSEL:** Edward Wyner, Associate General Counsel
- CHIEF EXECUTIVE OFFICER:** Randy Smith
- STAFF:** Tawana Bellamy, Andria Cordovez Mulet, Emily Anelli, Cassondra Major, Jacques Graham, Ronique Tatum-Penegar, Fermin Leguen, (External) David Kahananui, Cassius Lockett, Bernadette Meily, Kim Saner, Jonas Maratita, Ryan Kelsch, Justin Tully, Yin Jie Qin, Luann Province, Felicia Sgovio, Donnie Whitaker, Mariel Marcos, Merylyn Yegon, Tabitha Johnson

I. **CALL TO ORDER and ROLL CALL**

The Chair called the Southern Nevada Community Health Center (SNCHC) Governing Board Meeting to order at 2:33 p.m. Tawana Bellamy, Senior Administrative Specialist, administered the roll call and confirmed a quorum.

II. **PLEDGE OF ALLEGIANCE**

III. **RECOGNITION**

1. **Southern Nevada Health District – November Employee of the Month**

- Mariel Marcos

The Chair recognized Employee of the Month, Mariel Marcos. Each month the Community Health Center and the Health District recognized those employees that went above and beyond for the Health District and our community and that best represented the Health District's C.A.R.E.S. Values.

IV. OATH OF OFFICE

Ms. Bellamy administered the Oath of Office to Members Donna Feliz-Barrows, Chair, Jasmine Coca, First Vice Chair and Sara Hunt, Second Vice Chair.

V. FIRST PUBLIC COMMENT: A period devoted to comments by the general public about those items appearing on the agenda. Comments will be limited to five (5) minutes per speaker. Please clearly state your name and address and spell your last name for the record. If any member of the Board wishes to extend the length of a presentation, this may be done by the Chair or the Board by majority vote.

Ms. Bellamy provided clear and complete instructions for members of the general public to call in to the meeting to provide public comment, including a telephone number and access code.

Seeing no one, the Chair closed the First Public Comment portion.

VI. ADOPTION OF THE NOVEMBER 19, 2024, MEETING AGENDA *(for possible action)*

Chair Feliz-Barrows called for questions and there were none.

A motion was made by Member Melendrez, seconded by Member Black, and carried unanimously to approve the November 19, 2024, Meeting Agenda, as presented.

VII. CONSENT AGENDA: Items for action to be considered by the Southern Nevada Community Health Center Governing Board which may be enacted by one motion. Any item may be discussed separately per Board Member request before action. Any exceptions to the Consent Agenda must be stated prior to approval.

- 1. APPROVE MINUTES – SNCHC GOVERNING BOARD MEETING:** October 15, 2024 *(for possible action)*
- 2. Approve Initial Credentialing and Privileging of Provider Michelle Jordan, DO;** direct staff accordingly or take other action as deemed necessary *(for possible action)*
- 3. Approve the Re-credentialing and Renewal of Privileges for Providers;** direct staff accordingly or take other action as deemed necessary *(for possible action)*
 - Fermin Leguen, MD, MPH
 - Tasheka Powell, APRN I
 - Lorretta Jennings, APRN II
 - Elita Pallasigui, APRN I
 - Norma Ramirez-Rodriguez, LCSW
 - Racquel Tolzmann, APRN II
 - Adrienne Young, APRN II

Chair Feliz-Barrows called for any action and there were none.

A motion was made by Member Breen, seconded by Member Melendrez, and carried unanimously to approve the Consent Agenda, as amended.

Member Knudsen joined the meeting at 2:42 p.m.

VIII. REPORT / DISCUSSION / ACTION

1. Receive, Discuss and Accept the September 2024 Year to Date Financial Report; direct staff accordingly or take other action as deemed necessary (*for possible action*)

Donnie Whitaker, Chief Financial Officer, presented the September 2024 Year to date Financial Report, which represents the first quarter, unaudited results as of September 30, 2024.

Revenue

- General Fund revenue (Charges for Services & Other) was \$8.34M compared to a budget of \$7.03M, a favorable variance of \$1.34M.
- Special Revenue Funds (Grants) were \$1.85M compared to a budget of \$1.96M, an unfavorable variance of \$120K.
- Total Revenue was \$10.22M compared to a budget of \$9.00M, a favorable variance of \$1.22M.

Expenses

- Salary, Tax, and Benefits were \$3.45M compared to a budget of \$3.43M, an unfavorable variance of \$19.7K.
- Other Operating Expense was \$7.61M compared to a budget of \$6.06M, an unfavorable variance of \$1.55M.
- Indirect Cost/Cost Allocation was \$1.97M compared to a budget of \$1.92M, an unfavorable variance of \$55K.
- Total Expense was \$13.02M compared to a budget of \$11.40M, an unfavorable variance of \$1.62M.

Net Position was (\$2.81M) compared to a budget of (\$2.40M), an unfavorable variance of \$402K.

Ms. Whitaker further reviewed the following:

- All funds and Divisions by Type (Budget to Actual)
- Revenue and Expenses by Department (graphical diagram)
- Revenue by Department
- Expenses by Department
- Patient Encounters by Department as of September 2024
 - FY2024 Total: 6,972
 - FY2025 Total: 9,218
 - 32% year over year growth
- Financial Report Categorization Definitions
- Year to Date by Month by Department
- Year to Date by Type

The Chair called for questions and there were none.

A motion was made by Member Coca, seconded by Member Castro, and carried unanimously to accept the September 2024 Year to Date Financial Report, as presented.

2. Receive, Discuss and Approve the Patient Complaints and Grievances Policy; direct staff accordingly or take other action as deemed necessary *(for possible action)*

Randy Smith, Chief Executive Officer, FQHC provided a summary of the Patient Complaints and Grievances Policy. The policy provides a systematic and consistent approach to address complaints of clients and family and establish a grievance process to ensure a response.

Further to an inquiry from Member Coca, Mr. Smith advised that the first intent is to have staff resolve it at the point of care, then to the supervisor. Mr. Smith further advised there are certain types of grievances that would go directly to him.

The Chair called for questions and there were none.

A motion was made by Member Melendrez, seconded by Member Breen, and carried unanimously to approve the Patient Complaints and Grievances Policy, as presented.

VII. BOARD REPORTS: The Southern Nevada District Board of Health members may identify and comment on Health District related issues. Comments made by individual Board members during this portion of the agenda will not be acted upon by the Southern Nevada District Board of Health unless that subject is on the agenda and scheduled for action. *(Information Only)*

Chair Feliz-Barrows shared that she found out the center is renting space and the pharmacy is not theirs. That is why the 340B works differently there than at our health center.

IX. CEO & STAFF REPORTS *(Information Only)*

- CEO Comments

Mr. Smith shared the FY25 Quarter One Access report which included the month October. Mr. Smith further shared there was a twenty-eight percent increase in patient access over last year.

Mr. Smith further shared the following:

- Unduplicated Patients: 93.99% to goal of 9,980
- Visit Counts: 86.02% to goal of 23,577
- National Association of Community Health Centers (NACHC) Statement Regarding the 2024 Election.
- Reminders for board members to complete the Conflict of Interest Disclosure Forms and the upcoming Strategic Planning Committee meeting.
- HRSA Operational Site Visit – February 25, 2025 through February 27, 2025
- HRSA Title X site visit scheduled September 2025
- Ryan White site visit was successfully completed on November 6, 2024, with no findings.
- The new Medical Director was hired and will start February 3, 2025.
- Behavioral Health Clinic at Decatur buildout is complete. Soft opening on November 24, 2024, and an open house scheduled January 15, 2025.

- Medicaid PPS rate setting cost report was submitted on October 31, 2024.
- Two employees were awarded Employee of the Month.
- Video - [Partnering with Communities to Build a Healthier Nation](#)

Members Black and Knudsen left the meeting at 3:19 p.m. and did not return.

Further to an inquiry from Chair Feliz-Barrows, regarding steps being taking to ensure certain undocumented populations are protected when they come in for service. Mr. Smith shared that we would have to wait and see what will transpire in the new administration. Dr. Leguen shared that we do not ask for the immigration status of our patients. Dr. Leguen further shared there is nothing in our system that reflects immigration status, and we do not obtain that information. Dr. Leguen shared that as an agency, we do not cooperate with the law enforcement regarding the immigration status of people, and we do not allow police or immigration activity in our facility. Further to an inquiry from Chair Feliz-Barrows, Dr. Leguen commented that this would extend to all populations, including LGBTQ.

Member Melendrez commented that we should look out for ice raids where they overstep their boundaries. Dr. Leguen advised that we can control what is happening in the building.

Chair Feliz-Barrows commented that it makes her feel more comfortable that the health center is ahead of the concerns.

Chair Feliz-Barrows called for further questions or comments and there were none.

X. INFORMATIONAL ITEMS

- Community Health Center (FQHC) September 2024 Operations Reports

XI. SECOND PUBLIC COMMENT: A period devoted to comments by the general public, if any, and discussion of those comments, about matters relevant to the Board's jurisdiction will be held. Comments will be limited to five (5) minutes per speaker. If any member of the Board wishes to extend the length of a presentation, this may be done by the Chair or the Board by majority vote.

Seeing no one, the Vice Chair closed the Second Public Comment period.

XII. ADJOURNMENT

The Vice Chair adjourned the meeting at 3:29 p.m.

Randy Smith
Chief Executive Officer - FQHC

/tab



SOUTHERN NEVADA
Community
HEALTH CENTER

AT THE SOUTHERN NEVADA HEALTH DISTRICT

SNCHC Governing Board Meeting

DECEMBER 10, 2024

I. CALL TO ORDER & ROLL CALL

Instructions for public comment are provided to virtual attendees.

The image features a large American flag waving in the wind against a bright blue sky with scattered white clouds. The flag is positioned on the left side of the frame, with its top edge near the top of the image. The stars and stripes are clearly visible. A white horizontal banner is overlaid at the bottom of the image, containing the text "II. PLEDGE OF ALLEGIANCE" in a bold, black, sans-serif font.

II. PLEDGE OF ALLEGIANCE



III. FIRST PUBLIC COMMENT

A period devoted to comments by the general public about those items appearing on the agenda. Comments will be limited to five (5) minutes per speaker. **Please clearly state and spell your name for the record.** If any member of the Board wishes to extend the length of a presentation, this may be done by the Chair or the Board by majority vote. **There will be two public comment periods.**

IV. ADOPTION OF THE DECEMBER 10, 2024 AGENDA

(for possible action)

Motion to Adopt the December 10, 2024 agenda, as presented.



AT THE SOUTHERN NEVADA HEALTH DISTRICT



V. CONSENT AGENDA:

Items for action to be considered by the Southern Nevada Community Health Center Governing Board which may be enacted by one motion. Any item may be discussed separately per Board Member request before action. Any exceptions to the Consent Agenda must be stated prior to approval.

1. APPROVE MINUTES – SNCHC GOVERNING BOARD MEETING:

November 19, 2024 (for possible action)

VI. REPORT / DISCUSSION / ACTION

- 1. Receive, Discuss and Accept the Annual Comprehensive Financial Audit Report and Single Audit Report from FORVIS MAZARS LLP; direct staff accordingly or take other action as deemed necessary (*for possible action*)**



Southern Nevada Health District

FY2024 Audit Presentation

Introductions



Rachel Ormsby, CPA

Partner
Audit Engagement Executive – Single
Audit
Rachel.Ormsby@us.forvismazars.com



Josh Findlay, CPA

Director
Audit Engagement Executive – Financial
Statement Audit
Josh.Findlay@us.forvismazars.com

Global Presence

Top 10

Global Network*

\$5bn

Combined Revenue (2023)

100+

Combined Countries & Territories

400+

Combined Offices & Locations

1,800+

Combined Partners

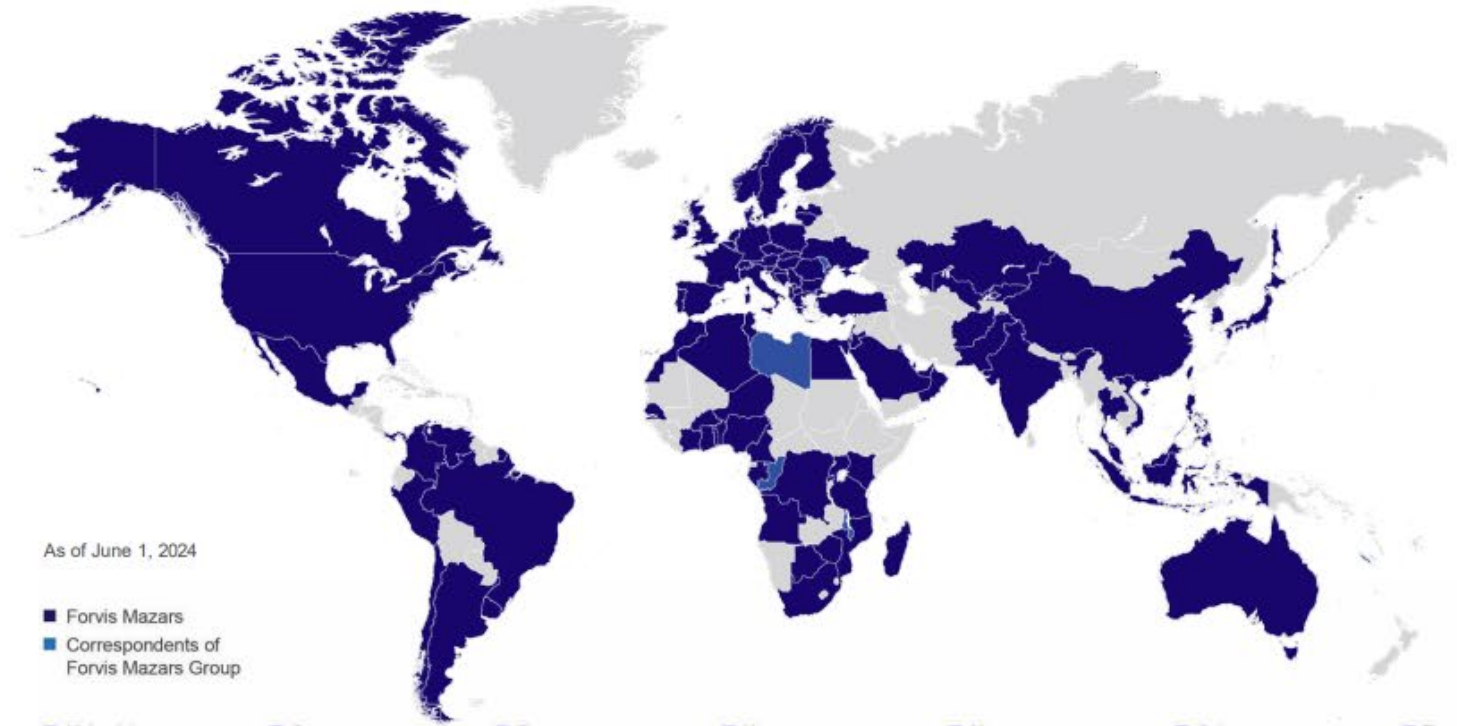
40,000+

Combined Employees

* Source: IAB World Network rankings, based on most recent rankings

2023 revenues: FORVIS \$1.7bn (€1.6bn), Mazars (expected) \$3bn (€2.8bn)

Forvis Mazars is the brand name for the Forvis Mazars Global network (Forvis Mazars Global Limited) and its two independent members: Forvis Mazars, LLP in the United States and Forvis Mazars Group SC, an internationally integrated partnership operating in over 100 countries and territories.



As of June 1, 2024

■ Forvis Mazars
■ Correspondents of Forvis Mazars Group

- | | | | | | | |
|--------------------------|--|--------------|--------------|-------------------|----------------|------------------------|
| ■ Afghanistan | ■ Cameroon | ■ France | ■ Korea | ■ Morocco | ■ Qatar | ■ Togo |
| ■ Albania | ■ Canada | ■ Gabon | ■ Kosovo | ■ Mozambique | ■ Romania | ■ Tunisia |
| ■ Algeria | ■ Cayman Islands | ■ Germany | ■ Kuwait | ■ Netherlands | ■ Rwanda | ■ Türkiye |
| ■ Angola | ■ Chile | ■ Ghana | ■ Kyrgyzstan | ■ New Caledonia | ■ Saudi Arabia | ■ Uganda |
| ■ Argentina | ■ China | ■ Greece | ■ Latvia | ■ Niger | ■ Senegal | ■ Ukraine |
| ■ Australia | ■ Colombia | ■ Hong Kong | ■ Lebanon | ■ Nigeria | ■ Serbia | ■ United Arab Emirates |
| ■ Austria | ■ Congo | ■ Hungary | ■ Libya | ■ North Macedonia | ■ Singapore | ■ United Kingdom |
| ■ Bahrain | ■ Côte d'Ivoire | ■ India | ■ Lithuania | ■ Norway | ■ Slovakia | ■ United States |
| ■ Belgium | ■ Croatia | ■ Indonesia | ■ Luxembourg | ■ Oman | ■ Slovenia | ■ Uruguay |
| ■ Benin | ■ Cyprus | ■ Ireland | ■ Madagascar | ■ Pakistan | ■ South Africa | ■ Uzbekistan |
| ■ Bermuda | ■ Czech Republic | ■ Israel | ■ Malawi | ■ Palestine | ■ Spain | ■ Venezuela |
| ■ Bosnia and Herzegovina | ■ Democratic Republic of the Congo (DRC) | ■ Italy | ■ Malaysia | ■ Panama | ■ Sweden | ■ Vietnam |
| ■ Botswana | ■ Denmark | ■ Japan | ■ Malta | ■ Peru | ■ Switzerland | ■ Zimbabwe |
| ■ Brazil | ■ Egypt | ■ Jordan | ■ Mauritius | ■ Philippines | ■ Taiwan | |
| ■ Bulgaria | ■ Finland | ■ Kazakhstan | ■ Mexico | ■ Poland | ■ Tanzania | |
| ■ Burkina Faso | | ■ Kenya | ■ Moldova | ■ Portugal | ■ Thailand | |

U.S. Presence

Top 10 **\$2bn+**

U.S. Public Accounting Firm*

Revenue (2023)

76

Markets

29

States

600+

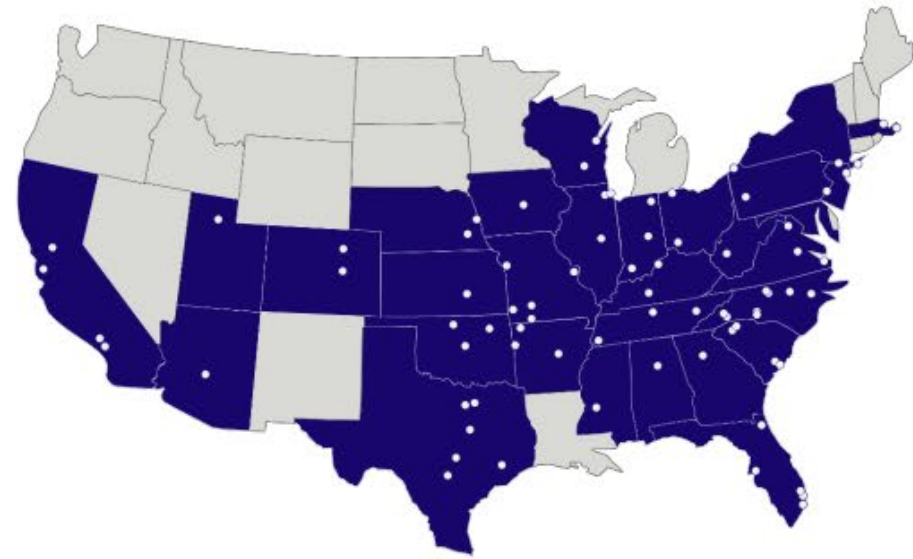
Partners & Principals

7,000+

Employees

*Source: Inside Public Accounting, based on most recent rankings

2023 combined revenues: FORVIS \$1.7bn, Mazars USA (expected) \$305m



As of August 2024

○ Forvis Mazars markets

Alabama
Birmingham

Arizona
Phoenix

Arkansas
Fort Smith
Little Rock
Rogers

California
Irvine
Los Angeles
Sacramento
San Jose

Colorado
Colorado Springs
Denver

Florida
Boca Raton
Jacksonville
Miami
Tampa Bay
West Palm Beach

Georgia
Atlanta

Illinois
Chicago Downtown
Chicago Oakbrook Terrace
Decatur

Indiana
Evansville
Fort Wayne
Indianapolis

Iowa
Des Moines

Kansas
Wichita

Kentucky
Bowling Green
Louisville

Massachusetts
Boston Brewster
Boston State Street

Mississippi
Jackson

Missouri
Branson
Joplin
Kansas City
Springfield
St. Louis

Nebraska
Lincoln
Omaha

New Jersey
Iselin

New York
Long Island
New York City

North Carolina
Asheville
Charlotte SouthPark
Charlotte Uptown
Greensboro

North Carolina (cont)
Greenville
Hendersonville
Raleigh
Winston-Salem

Ohio
Cincinnati
Toledo

Oklahoma
Enid
Oklahoma City
Tulsa

Pennsylvania
Erie
Fort Washington
Pittsburgh

South Carolina
Charleston
Greenville
Spartanburg
Summerville

Tennessee
Knoxville
Memphis
Nashville

Texas
Austin
Dallas
Fort Worth
Houston
San Antonio
Waco

Utah
Salt Lake City

Virginia
Norfolk
Richmond
Tysons, VA

West Virginia
Charleston

Wisconsin
Appleton, WI
Madison, WI

Agenda

Audit Scope and Results

Future Pronouncements and Other Matters

Questions



Audit Scope and Results

Audit Scope and Results

1 Financial Statement Opinions

- Unmodified “Clean” Opinions

2 Report on Internal Control Over Financial Reporting and Other Matters Based on an Audit of Financial Statements Performed in Accordance with *Government Auditing Standards* – Independent Auditor’s Report

- No reportable findings

3 Report on Compliance for Each Major Federal Program; Report on Internal Control over Compliance; and Report on Schedule of Expenditures of Federal Awards Required by Uniform Guidance

- No reportable findings

Audit Scope and Results (Continued)

Single Audit

Major Federal Programs for FY2024

Major Program	Federal Assistance Listing Number	Expenditures
COVID-19 — Coronavirus State and Local Fiscal Recovery Funds	21.027	\$1,654,801
Family Planning Services	93.217	\$2,018,796
COVID-19 — Epidemiology and Laboratory Capacity for Infectious Diseases (ELC)	93.323	\$12,328,022
COVID-19 — Activities to Support State, Tribal, Local and Territorial (STLT) Health Department Response to Public Health or Healthcare Crises	93.391	\$7,414,598
Centers for Disease Control and Prevention Collaboration with Academia to Strengthen Public Health	93.967	\$3,812,076

Audit Scope and Results (Continued)

Qualitative Aspects of Significant Accounting Policies and Practices

- Significant Accounting Policies
 - The Health District's significant accounting policies are described in *Note 1* of the audited financial statements.
- Alternative Accounting Treatments
 - No matters are reportable.

Audit Scope and Results (Continued)

Qualitative Aspects of Significant Accounting Policies and Practices

- Management Judgments and Accounting Estimates
 - Accounts receivable and related allowance for uncollectible amounts
 - Total other postemployment benefits (OPEB) liability and related deferred inflows and outflows of resources
 - Net pension liability and related deferred inflows and outflows of resources
 - Key estimates related to leases and SBITAs – discount rate, term, and payments
- Financial Statement Disclosures
 - Net pension liability
 - Total OPEB liability
 - Leases & SBITAs

Audit Scope and Results (Continued)

Auditor's Judgments About the Quality of the District's Accounting Principles

- No matters are reportable.

Significant Issues Discussed with Management During the Audit Process

- No matters are reportable.

Disagreements with Management

- No matters are reportable.



Future Pronouncements and Other Matters

Accounting Updates - GASB Statement No. 101, *Compensated Absences*

Summary

- Updates the recognition and measurement guidance for compensated absences under a unified model.
- Defines compensated absences and requires that liabilities be recognized in financial statements prepared using the economic resources measurement focus for leave that has not been used and leave that has been used but not yet paid or settled.
- Liability for compensated absences should be accounted for and reported on a basis consistent with governmental fund accounting principles for financial statements prepared using the current financial resources measurement focus.
- GASB 101 is effective for the District's 2025 fiscal year. Earlier application is encouraged.

Potential Impact

- GASB 101 amends the existing requirement to disclose the gross increases and decreases in a liability for compensated absences to allow governments to disclose only the net change in the liability (as long as they identify it as a net change).
- No longer required to disclose which governmental funds typically have been used to liquidate the liability for compensated absences.
- The changes adopted at transition to conform to the provisions of GASB 101, should be reported as a change in accounting principle in accordance with GASB 100, including the related display and disclosure requirements

Accounting Updates - GASB Statement No. 102, *Certain Risk Disclosures*

Summary

- Provide users of financial statements with essential information about risks related to a governmental entity's vulnerabilities due to certain concentrations or constraints.
- Defines a *concentration* as a lack of diversity related to an aspect of a significant inflow of resources or outflow of resources. A *constraint* is a limitation imposed on a governmental entity by an external party or by formal action of the governmental entity's highest level of decision-making authority. Concentrations and constraints may limit a governmental entity's ability to acquire resources or control spending
- GASB 102 is effective for the District's 2025 fiscal year. Earlier application is encouraged.

Potential Impact

- This Statement requires a government to assess whether a concentration or constraint makes the primary governmental reporting unit vulnerable to the risk of a substantial impact.
- If a governmental entity determines that those criteria for disclosure have been met for a concentration or constraint, it should disclose information in notes to financial statements in sufficient detail to enable users of financial statements to understand the nature of the circumstances disclosed and the governmental entity's vulnerability to the risk of a substantial impact. The disclosure should include descriptions of the following:
 - The concentration or constraint
 - Each event associated with the concentration or constraint that could cause a substantial impact if the event had occurred or had begun to occur prior to the issuance of the financial statements
 - Actions taken by the government prior to the issuance of the financial statements to mitigate the risk.

Accounting Updates - GASB Statement No. 103, *Financial Reporting Model Improvements*

Summary

- Improve key components of the financial reporting model to enhance its effectiveness in providing information that is essential for decision making and assessing a governmental entity's accountability.
- Updates impact Management's Discussion and Analysis, Unusual or Infrequent Items, Presentation of the Proprietary Fund Statement of Revenues, Expenses, and Changes in Fund Net Position, Major Component Unit Information, and Budgetary Comparison Information.
- GASB 103 is effective for the District's 2026 fiscal year. Earlier application is encouraged.

Potential Impact

- Statement requires that the information presented in MD&A be limited to the related topics discussed in five sections: (1) Overview of the Financial Statements, (2) Financial Summary, (3) Detailed Analyses, (4) Significant Capital Asset and Long-Term Financing Activity, and (5) Currently Known Facts, Decisions, or Conditions.
- Display the inflows and outflows related to unusual or infrequent items separately.
- Requires governments to present budgetary comparison information using a single method of communication—RSI and present (1) variances between original and final budget amounts and (2) variances between final budget and actual amounts. An explanation of significant variances is required to be presented in notes to RSI.

Accounting Updates - GASB Statement No. 104, *Disclosure of Certain Capital Assets*

Summary

- Requires capital assets held for sale, intangible assets, lease assets, and subscription assets to be broken out separately in note disclosure.
- GASB 104 is effective for the District's 2026 fiscal year. Earlier application is encouraged.

Potential Impact

- For the capital assets notes disclosure required by Statement 34, the following items should be broken out separately:
 - Lease assets (*Statement 87*) by major class of underlying assets
 - Intangible RTU recognized by an operator (*Statement 94*) by major class of underlying public-private and public-public partnership asset
 - Subscription assets (*Statement 96*)
 - Other intangible assets by major class of asset
- Intangible assets that represent the right to use intangible underlying assets are not required to be disclosed separately but should not be reported with owned intangible assets.

Other Matters

Other Matters


Meeting the Increasing Challenges of Cybersecurity

- Cybersecurity Risk Assessment
 - Identifies possible threats to organizations and can help determine how well the organization can prevent, detect and respond to cyber-attacks
 - Addresses cybersecurity risk in the context of business risk and uses generally accepted frameworks

Southern Nevada Health District

Financial Statements

June 30, 2024

A series of seven parallel diagonal lines in varying shades of gray, extending from the bottom left towards the top right, located in the bottom right corner of the page.

Contents

Financial Section

Independent Auditor's Report	1
Management's Discussion and Analysis.....	4

Basic Financial Statements

Government-Wide Financial Statements

Statement of Net Position	13
Statement of Activities	14

Fund Financial Statements

Governmental Funds – Balance Sheet.....	15
Reconciliation of the Balance Sheet - Governmental Funds to the Statement of Net Position – Governmental Activities.....	16
Governmental Funds Statement of Revenues, Expenditures, and Changes in Fund Balances.....	17
Reconciliation of the Statement of Revenues, Expenditures, and Changes in Fund Balances – Governmental Funds to the Statement of Activities – Governmental Activities.....	18
Statement of Net Position – Proprietary Funds	19
Statement of Revenues, Expenses, and Changes in Net Position – Proprietary Funds.....	20
Statement of Cash Flows – Proprietary Funds	21
Statement of Fiduciary Net Position	22
Statement of Changes in Fiduciary Net Position	23
Notes to Financial Statements	24

Required Supplementary Information

Statement of Revenues, Expenditures, and Changes in Fund Balance – Budget to Actual – General Fund	47
Statement of Revenues, Expenditures and Changes in Fund Balance – Budget to Actual – Special Revenue Fund	48
Schedules of Changes in the Total OPEB Liability and Related Ratios	49
Schedules of Changes in the Total OPEB Liability and Related Ratios	50
Multiple-Employer Cost-Sharing Defined Benefit Pension Plan Proportionate Share of the Collective Net Pension Liability Information	51
Multiple-Employer Cost-Sharing Defined Benefit Pension Plan Proportionate Share of Statutorily Required Contribution Information	52
Notes to Required Supplementary Information.....	53

Other Supplementary Information

Statement of Revenues, Expenditures, and Changes in Fund Balance – Budget to Actual – Bond Reserve Fund	55
Statement of Revenues, Expenditures, and Changes in Fund Balance – Budget to Actual – Capital Projects Fund	56
Statement of Revenues, Expenditures, and Changes in Fund Balance – Budget to Actual – Insurance Liability Reserve Fund.....	57

Compliance Section

Schedule of Expenditures of Federal Awards.....	58
Notes to the Schedule of Expenditures of Federal Awards	63
Report on Internal Control over Financial Reporting and on Compliance and Other Matters Based on an Audit of Financial Statements Performed in Accordance with <i>Government Auditing Standards</i> – Independent Auditor’s Report.....	64
Report on Compliance for Each Major Federal Program and Report on Internal Control over Compliance – Independent Auditor’s Report	66
Schedule of Findings and Questioned Costs.....	69
Summary Schedule of Prior Audit Findings	72

Financial Section

Independent Auditor's Report

Board of Health and Director of Administration
Southern Nevada Health District

Report on the Audit of the Financial Statements

Opinions

We have audited the financial statements of the governmental activities, each major fund, and the aggregate remaining fund information of the Southern Nevada Health District (Health District), as of and for the year ended June 30, 2024, and the related notes to the financial statements, which collectively comprise the Health District's basic financial statements as listed in the table of contents.

In our opinion, the accompanying financial statements referred to above present fairly, in all material respects, the respective financial position of the governmental activities, each major fund, and the aggregate remaining fund information of the Health District, as of June 30, 2024, and the respective changes in financial position, and, where applicable, cash flows thereof for the year then ended in accordance with accounting principles generally accepted in the United States of America.

Basis for Opinions

We conducted our audit in accordance with auditing standards generally accepted in the United States of America (GAAS) and the standards applicable to financial audits contained in *Government Auditing Standards*, issued by the Comptroller General of the United States (*Government Auditing Standards*). Our responsibilities under those standards are further described in the "Auditor's Responsibilities for the Audit of the Financial Statements" section of our report. We are required to be independent of the Health District, and to meet our other ethical responsibilities, in accordance with the relevant ethical requirements relating to our audit. We believe that the audit evidence we have obtained is sufficient and appropriate to provide a basis for our audit opinions.

Responsibilities of Management for the Financial Statements

Management is responsible for the preparation and fair presentation of the financial statements in accordance with accounting principles generally accepted in the United States of America, and for the design, implementation, and maintenance of internal control relevant to the preparation and fair presentation of financial statements that are free from material misstatement, whether due to fraud or error.

In preparing the financial statements, management is required to evaluate whether there are conditions or events, considered in the aggregate, that raise substantial doubt about the Health District's ability to continue as a going concern for 12 months beyond the financial statement date, including any currently known information that may raise substantial doubt shortly thereafter.

Auditor's Responsibilities for the Audit of the Financial Statements

Our objectives are to obtain reasonable assurance about whether the financial statements as a whole are free from material misstatement, whether due to fraud or error, and to issue an auditor's report that includes our opinions. Reasonable assurance is a high level of assurance but is not absolute assurance and therefore is not a guarantee that an audit conducted in accordance with GAAS and *Government Auditing Standards* will always detect a material misstatement when it exists. The risk of not detecting a material misstatement resulting from fraud is higher than for one resulting from error, as fraud may involve collusion, forgery, intentional omissions, misrepresentations, or the override of internal control. Misstatements are considered material if there is a substantial likelihood that, individually or in the aggregate, they would influence the judgment made by a reasonable user based on the financial statements.

In performing an audit in accordance with GAAS and *Government Auditing Standards*, we:

- Exercise professional judgment and maintain professional skepticism throughout the audit.
- Identify and assess the risks of material misstatement of the financial statements, whether due to fraud or error, and design and perform audit procedures responsive to those risks. Such procedures include examining, on a test basis, evidence regarding the amounts and disclosures in the financial statements.
- Obtain an understanding of internal control relevant to the audit in order to design audit procedures that are appropriate in the circumstances, but not for the purpose of expressing an opinion on the effectiveness of the Health District's internal control. Accordingly, no such opinion is expressed.
- Evaluate the appropriateness of accounting policies used and the reasonableness of significant accounting estimates made by management, as well as evaluate the overall presentation of the financial statements.
- Conclude whether, in our judgment, there are conditions or events, considered in the aggregate, that raise substantial doubt about the Health District's ability to continue as a going concern for a reasonable period of time.

We are required to communicate with those charged with governance regarding, among other matters, the planned scope and timing of the audit, significant audit findings, and certain internal control-related matters that we identified during the audit.

Required Supplementary Information

Accounting principles generally accepted in the United States of America require that the management's discussion and analysis, budgetary comparisons, pension and other postemployment benefit information as listed in the table of contents be presented to supplement the basic financial statements. Such information is the responsibility of management and, although not a part of the basic financial statements, is required by the Governmental Accounting Standards Board who considers it to be an essential part of financial reporting for placing the basic financial statements in an appropriate operational, economic, or historical context. We have applied certain limited procedures to the required supplementary information in accordance with GAAS, which consisted of inquiries of management about the methods of preparing the information and comparing the information for consistency with management's responses to our inquiries, the basic financial statements, and other knowledge we obtained during our audit of the basic financial statements. We do not express an opinion or provide any assurance on the information because the limited procedures do not provide us with sufficient evidence to express an opinion or provide any assurance.

Supplementary Information

Our audit was conducted for the purpose of forming opinions on the financial statements that collectively comprise the Health District's basic financial statements. The supplementary information including the budgetary comparisons and the schedule of expenditures of federal awards required by Title 2 *U.S. Code of Federal Regulations* Part 200, *Uniform Administrative Requirements, Cost Principles, and Audit Requirements Federal Awards*, as listed in the table of contents, are presented for purposes of additional analysis and are not a required part of the basic financial statements. Such information is the responsibility of management and was derived from and relates directly to the underlying accounting and other records used to prepare the basic financial statements. The information has been subjected to the auditing procedures applied in the audit of the basic financial statements and certain additional procedures, including comparing and reconciling such information directly to the underlying accounting and other records used to prepare the basic financial statements or to the basic financial statements themselves, and other additional procedures in accordance with GAAS. In our opinion, the budgetary comparisons and the schedule of expenditures of federal awards are fairly stated, in all material respects, in relation to the basic financial statements as a whole.

Other Reporting Required by *Government Auditing Standards*

In accordance with *Government Auditing Standards*, we have also issued our report dated **November __, 2024**, on our consideration of the Health District's internal control over financial reporting and on our tests of its compliance with certain provisions of laws, regulations, contracts and grant agreements, and other matters. The purpose of that report is solely to describe the scope of our testing of internal control over financial reporting and compliance and the results of that testing, and not to provide an opinion on the effectiveness of the Health District's internal control over financial reporting or on compliance. That report is an integral part of an audit performed in accordance with *Government Auditing Standards* in considering the Health District's internal control over financial reporting and compliance.

Dallas, Texas
November __, 2024

**Southern Nevada Health District
Management's Discussion and Analysis
June 30, 2024**

As members of the Southern Nevada Health District's management, we offer the readers of the financial statements of Southern Nevada Health District (Health District) this narrative overview and analysis of the financial activities of the Health District for the fiscal year ended June 30, 2024.

Financial Highlights

The Health District's liabilities and deferred inflows of resources exceeded its assets and deferred outflows of resources at the close of the most recent fiscal year by \$36,756,990. Unrestricted net position could be used to meet the government's on-going obligations to citizens and creditors, if it were a positive number.

The Health District's total net position (deficit) increased by \$6,122,415, primarily due to an increase in property tax revenue, increases in charges for services offset with an increase in related expenditures, as well as a decrease in pandemic related operating grants and related expenditures.

The Health District's total revenue increased by \$2,535,850. This was primarily driven by increases in charges for services, regulatory fees and property tax revenues offset with a decrease in pandemic related grants. Expenses increased by \$10,706,583, primarily due to increase in personnel costs including both salaries and benefits.

Overview of the Financial Statements

The discussion and analysis provided herein is intended to serve as an introduction to the Southern Nevada Health District's basic financial statements. The Health District's basic financial statements consist of three components:

- Government-wide financial statements
- Fund financial statements
- Notes to financial statements

This report also includes both required supplementary information and supplementary information intended to furnish additional detail to support the basic financial statements themselves.

Government-wide Financial Statements

The *government-wide financial statements* are designed to provide readers with a broad overview of the Health District's finances, in a manner similar to a private-sector business.

The *statement of net position* presents financial information on all of the Health District's assets, deferred outflows, liabilities and deferred inflows. The difference between these elements is reported as net position. Over time, increases or decreases in net position may serve as a useful indicator of whether the financial position of the Health District is improving or deteriorating.

The *statement of activities* presents information showing how the Health District's net position changed during the most recent fiscal year. All changes in net position are reported as soon as the underlying event giving rise to the change occurs, regardless of the timing of related cash flows. Thus, revenues and expenses are reported for some items that will only result in cash flows in future fiscal periods (e.g., earned but unused vacation leave).

**Southern Nevada Health District
Management's Discussion and Analysis
June 30, 2024**

Both of the government-wide financial statements distinguish functions of the Health District that are principally supported by taxes and intergovernmental revenues (*governmental activities*) from other functions that are intended to recover all or a significant portion of their costs through user fees and charges (*business-type activities*). There were no business-type activities in 2024. The governmental activities of the Health District are comprised of the following functions:

Clinical Services. Includes programs for primary care, communicable diseases, clinical services administration, immunizations, women's health, children's health, refugee health, sexual health program, and other clinical programs.

Environmental Health. Includes programs for environmental health and sanitation, waste management, and other environmental health programs.

Community Health. Includes programs for community health administration, chronic disease prevention and health promotion, epidemiology, food handler education, laboratory services, public health preparedness, emergency medical/trauma services, disease surveillance, vital statistics, and informatics.

Administration. Includes programs for general administration, financial services, legal services, public information, facilities maintenance, information technology, human resources, and business group.

The government-wide financial statements can be found beginning on page 13 of this report.

Fund Financial Statements

A *fund* is a grouping of related accounts that is used to maintain control over resources that have been segregated for specific activities or objectives. The Health District, like other state and local governments, uses fund accounting to ensure and demonstrate compliance with finance-related legal requirements. All of the funds of the Health District can be divided into three categories:

- Governmental funds
- Proprietary funds
- Fiduciary funds

Governmental funds are used to account for essentially the same functions reported as governmental activities in the government-wide financial statements. However, unlike the government-wide financial statements, governmental fund financial statements focus on *near-term inflows and outflows of spendable resources, as well as on balances of spendable resources* available at the end of the fiscal year. Such information may be useful in assessing the Health District's near-term financing requirements.

Governmental Funds

Because the focus of governmental funds is narrower than that of the government-wide financial statements, it is useful to compare the information presented for *governmental funds* with similar information presented for governmental activities in the government-wide financial statements. By doing so, readers may better understand the long-term impact of the Health District's near-term financing decisions. Both the governmental fund balance sheet and the governmental fund statement of revenues, expenditures, and changes in fund balances provide a reconciliation to facilitate this comparison between *governmental funds* and *governmental activities*.

The Health District maintains four individual governmental funds. Information is presented separately in the governmental fund balance sheet and in the governmental fund statement of revenues, expenditures, and changes in fund balances for the general fund and special revenue fund, both of which are considered to be major funds.

**Southern Nevada Health District
Management's Discussion and Analysis
June 30, 2024**

The Health District adopts an annual appropriated budget for its governmental funds. A budgetary comparison statement has been provided for all funds to demonstrate compliance with each budget in either required supplementary information or supplementary information.

The basic governmental fund financial statements can be found beginning on page 15 of this report.

Proprietary Fund

As of June 30, 2024, the Health District only maintains an internal service fund:

An *internal service fund* is used to accumulate and allocate costs internally among various functions. The Health District uses an internal service fund to account for the management of its self-insured workers compensation claims and payment for current non-self-insured workers compensation premiums. The Health District's self-insured workers compensation program became effective on July 1, 2005, after it was approved by the Division of Insurance of the State of Nevada on May 12, 2005, and the Southern Nevada District Board of Health on May 26, 2005. The Health District made the decision in August 2015 to move to a fully funded plan to manage the workers compensation claims. The internal service fund must remain open for future claims from injuries between 2005 and 2015. The internal service fund has been included within the governmental activities in the government-wide financial statements.

Proprietary funds provide the same type of information as the government-wide financial statements, only in more detail. The internal service fund is a single, aggregated presentation in the proprietary fund financial statements. The basic proprietary fund financial statements can be found beginning on page 19 of this report.

Fiduciary Funds

Fiduciary funds are used to account for resources held for the benefit of parties outside of the government. Fiduciary funds are not reported in the government-wide financial statements because the resources of those funds are not available to support the Health District's own programs. The Health District created an Employee Events Fund in July 2015 to manage funds collected by employees to be managed and used by and for employees.

Notes to the Financial Statements

The notes provide additional information that is necessary to acquire a full understanding of the data provided in the government-wide and fund financial statements.

The notes to the financial statements can be found beginning on page 24 of this report.

Other Information

In addition to the basic financial statements and accompanying notes, this report also presents required supplementary information concerning the Health District's progress in funding its obligation to provide pension and other postemployment benefits (OPEB) to its employees.

Required supplementary information can be found beginning on page 47 of this report.

**Government-wide Overall Financial Analysis
Summary Statement of Net Position**

	Governmental Activities	
	<u>2024</u>	<u>2023</u>
Current and other assets	\$ 72,414,910	\$ 60,530,149
Net capital, lease and subscription assets	<u>38,141,386</u>	<u>37,198,950</u>
Total assets	<u>110,556,296</u>	<u>97,729,099</u>
Deferred outflows of resources	<u>73,071,605</u>	<u>72,757,630</u>
Liabilities		
Short-term liabilities	12,555,402	9,321,870
Long-term liabilities	<u>186,744,388</u>	<u>170,186,395</u>
Total liabilities	<u>199,299,790</u>	<u>179,508,265</u>
Deferred inflows of resources	<u>21,085,101</u>	<u>21,613,039</u>
Net position:		
Net investment in capital assets	30,139,138	29,711,221
Restricted	80,053	1,197,063
Unrestricted	<u>(66,976,181)</u>	<u>(61,542,859)</u>
Total net position	<u>\$ (36,756,990)</u>	<u>\$ (30,634,575)</u>

Total unrestricted net position represents negative 182% of total net position of Governmental Activities and is not available to meet the Health District's ongoing obligations to citizens and creditors. The remainder of the Health District's net position reflects its investment in capital, lease and subscription assets (e.g., land, buildings, equipment, vehicles, infrastructure) and funds restricted for grants and insurance liability reserve. The Health District uses these capital assets to provide a variety of services to citizens. Accordingly, these assets are not available for future spending.

The Health District's total net position (deficit) increased by \$6,122,415 primarily due to increased expenditures related to providing services and decrease in pandemic related grants.

The increases for charges for services was due to an overall increase in immunizations and other medical services. The increase in regulatory services was due to increased fees and number of permits and inspections during fiscal year 2024.

The property tax increase was due to a growing local economy and increases in property values.

The decrease in operating grants was mainly due to the pandemic related grants continuing to wind down during fiscal year 2024.

Summary Statement of Changes in Net Position

	Governmental Activities	
	2024	2023
Revenues:		
Program revenues:		
Charges for services	\$ 67,347,827	\$ 55,059,446
Operating grants and contributions	57,783,029	70,797,117
General revenues:		
Property tax allocation	34,088,562	31,630,078
Other income	2,575,284	3,306,203
Unrestricted investment income	2,143,755	609,763
Total revenues	<u>163,938,457</u>	<u>161,402,607</u>
Expenses:		
Public health		
Clinical services	61,460,781	50,799,463
Environmental health	31,127,930	25,591,459
Community health	61,936,949	72,627,208
Administration	15,218,402	10,038,282
Interest	316,810	297,877
Total expenses	<u>170,060,872</u>	<u>159,354,289</u>
Change in net position	(6,122,415)	2,048,318
Net position, beginning	<u>(30,634,575)</u>	<u>(32,682,893)</u>
Net position, ending	<u><u>\$ (36,756,990)</u></u>	<u><u>\$ (30,634,575)</u></u>

Governmental Activities

During the current fiscal year, net position for governmental activities decreased \$6,122,415 from the 2023 fiscal year to an ending balance of negative \$36,756,990.

Financial Analysis of Governmental Funds

As noted earlier, the Health District uses fund accounting to ensure and demonstrate compliance with finance-related legal requirements.

The focus of the Health District's governmental funds is to provide information on near-term inflows, outflows, and balances of spendable resources. Such information is useful in assessing the Health District's financing requirements. In particular, unassigned fund balance may serve as a useful measure of a government's net resources available for discretionary use as they represent the portion of fund balance which has not yet been limited to use for a particular purpose by either an external party, the Health District itself, or a group or individual that has been delegated authority to assign resources for use for particular purposes by the Health District's Board of Health.

**Southern Nevada Health District
Management's Discussion and Analysis
June 30, 2024**

DRAFT

At June 30, 2024, the Health District's governmental funds reported combined fund balances of \$60,727,892, an increase of \$9,101,050 in comparison with the prior year. Approximately 80%, or \$48,648,324 of this amount constitutes unassigned fund balance, which is available for spending at Health District's discretion.

The remainder of governmental fund balance is classified as follows: \$4,697,195 is non-spendable; restricted funds of \$80,053 is Grant-related; \$5,783,613 is assigned to capital project improvements; \$1,518,707 is assigned to administrative projects. The General Fund is the chief operating fund of the Health District. At the end of the current fiscal year, unassigned fund balance of the General Fund was \$48,648,324, while the total fund balance is \$54,872,828. As a measure of operating liquidity, it may be useful to compare both unassigned fund balance and total fund balance to total combined general fund and special revenue fund expenditures.

Unassigned fund balance represents approximately 31.2% of total combined general fund and special revenue fund expenditures and transfers, while total governmental fund balance represents approximately 38.7% of the total governmental expenditures and transfers. The Health District's general fund balance increased by \$7,780,861 during the current fiscal year, attributable to increased charges for services, property tax allocation, and a reduction in transfers to other funds.

Other governmental funds consist of the Special Revenue Fund, the Bond Reserve Fund (also known as Building Fund) and the Capital Projects Fund. The Special Revenue Fund was created in fiscal year 2016 to account for the grant funds the Health District receives and has a non-spendable and restricted fund balance of \$82,081. The Bond Reserve Fund was approved by the Board of Health on March 27, 2008, so that the Health District will be able to pay bonded debt in the event that Clark County issues bonds on behalf of the Health District in order to fund a new facility replacement for the main campus. On December 16, 2010, the Southern Nevada District Board of Health amended the original purpose of the Bond Reserve Fund to allow the Board of Health to utilize the resources of the debt service fund for any identifiable projects at the discretion of the Board that benefit the public health of Clark County.

The Bond Reserve and Capital Funds have an assigned fund balance of \$5,772,983 at the end of the current fiscal year, which increased by \$1,343,414 as compared to the prior fiscal year. This is a significant increase from the prior year attributable to budgeted transfer of \$2,000,000 from the General Fund.

Fund Revenues by Source:

	2024		2023		Increase (Decrease)	
	Amount	Percent	Amount	Percent		
General Fund Revenues						
Charges for services						
Fees for service	\$ 35,119,778	33.61%	\$ 28,940,004	32.48%	\$ 6,179,774	21.35%
Regulatory revenue	27,422,167	26.24%	23,557,537	26.44%	3,864,630	16.41%
Title XIX & other	4,805,902	4.60%	2,561,635	2.88%	2,244,267	87.61%
Total charges for services	67,347,847	64.45%	55,059,176	61.80%	12,288,671	22.32%
Intergovernmental revenues						
Property tax	34,088,562	32.62%	31,630,078	35.50%	2,458,484	7.77%
General receipts						
Contributions and donations	255	0.00%	6,725	0.01%	(6,470)	-96.21%
Interest income	1,971,853	1.89%	554,290	0.62%	1,417,563	255.74%
Other	1,094,229	1.05%	1,842,739	2.07%	(748,510)	-40.62%
Total general fund revenues	\$ 104,502,746	100.00%	\$ 89,093,008	100.00%	\$ 15,409,738	17.30%
Special Revenue Fund Revenues						
Intergovernmental revenues						
Direct federal grants	\$ 21,913,784	36.98%	\$ 20,771,681	28.75%	\$ 1,142,103	5.50%
Indirect federal grants	34,797,567	58.72%	48,965,055	67.77%	(14,167,488)	-28.93%
State funding	1,071,403	1.81%	1,053,926	1.46%	17,477	1.66%
Total intergovernmental revenues	57,782,754	97.50%	70,790,662	97.98%	(13,007,908)	-18.38%
Program Contract Services	1,481,055	2.50%	1,463,464	2.03%	17,591	1.20%
Total special fund revenues	\$ 59,263,809	100.00%	\$ 72,254,126	100%	\$ (12,990,317)	-17.98%
Combined Special Revenue and General Funds	\$ 163,766,555		\$ 161,347,134		\$ 2,419,421	1.50%

**Southern Nevada Health District
Management's Discussion and Analysis
June 30, 2024**

DRAFT

The increase in fees for service, including immunizations and other medical services and regulatory services, is due to increased fees, number of patients, permits and inspections.

The increase in the property tax allocation of \$2,458,484 is due to a growing local economy, increases in property values, and subsequent increased property taxes. There is a 3% property tax cap on increases for primary residence property in the State of Nevada.

The increase in interest income was due to increased fair market value compared to book value at year end from investments.

The decrease in intergovernmental grant revenues was primarily due to a decrease in grants received and related eligible expenditures in clinical services and community health services areas. These grants were primarily COVID-19 related.

	2024		2023		Increase (Decrease)	
	Amount	Percent	Amount	Percent		
General Fund Expenditures						
Current						
Public health						
Clinical services	\$ 43,768,571	47.77%	\$ 28,764,659	43.82%	\$ 15,003,912	52.16%
Environmental health	24,218,749	26.43%	16,566,156	25.24%	7,652,593	46.19%
Community health services	16,430,847	17.93%	13,289,964	20.24%	3,140,883	23.63%
Administration	3,016,484	3.29%	3,614,059	5.51%	(597,575)	-16.53%
Debt service						
Principal	1,397,637	1.53%	1,438,576	2.19%	(40,939)	-2.85%
Interest	316,810	0.35%	297,877	0.45%	18,933	6.36%
Capital outlay						
Public health	2,470,015	2.70%	1,676,006	2.55%	794,009	47.38%
Total general fund expenditures	<u>\$ 91,619,113</u>	<u>100.00%</u>	<u>\$ 65,647,297</u>	<u>100.00%</u>	<u>\$ 25,971,816</u>	<u>39.56%</u>
Special Revenue Fund Expenditures						
Current						
Public health						
Clinical services	\$ 15,083,768	23.46%	\$ 17,263,902	19.92%	\$ (2,180,134)	-12.63%
Environmental health	2,969,192	4.62%	6,356,418	7.34%	(3,387,226)	-53.29%
Community health services	42,380,835	65.91%	58,134,661	67.09%	(15,753,826)	-27.10%
Administration	1,857,715	2.89%	2,931,204	3.38%	(1,073,489)	-36.62%
Capital outlay						
Public health	2,010,452	3.13%	1,965,708	2.27%	44,744	2.28%
Total special revenue fund expenditures	<u>\$ 64,301,962</u>	<u>100.00%</u>	<u>\$ 86,651,893</u>	<u>100%</u>	<u>\$ (22,349,931)</u>	<u>-25.79%</u>
Combined Special Revenue and General Funds	<u>\$ 155,921,075</u>		<u>\$ 152,299,190</u>		<u>\$ 3,621,885</u>	<u>2.38%</u>

The increase in general fund expenditures was primarily due to an increase in personnel expenses for services provided to patients in relation to the increase in fees for service and an increase in administrative cost including salaries and related benefits.

The decrease in special revenue fund expenditures were primarily due to a decrease in grants received and expended in clinical services and community health services areas.

General Fund Budget Highlights

Final Budget Compared to Actual Results

Current budget procedure allows funds to be moved within programs and departments. Revenues are underbudgeted amounts by \$1,793,972. This is attributable to lower than expected medical and immunization fee activity. Expenditures fell short of budgeted amounts by \$3,113,377, primarily due to a reduction of the services and supplies expense category for standard operations.

**Southern Nevada Health District
Management’s Discussion and Analysis
June 30, 2024**

Detailed information of budgeted revenue and expenditures and actual revenue and expenditures are included in the Supplementary Information on page 47 of the Financial Report.

CAPITAL, LEASE, AND SUBSCRIPTION ASSETS

As of June 30, 2024, the Health District’s net investment in capital, lease and subscription assets for its governmental activities was \$38,141,386. This investment in capital assets includes land, buildings and improvements, vehicles and equipment. The net increase in capital assets for the current fiscal year was approximately \$942,436 or 3%, primarily due to an increase in construction in progress, right-to-use leased building, subscription IT assets, and furniture, offset by retirement and depreciation and amortization on existing assets.

	Balance June 30, 2023	Increases	Decreases	Transfers	Balance June 30, 2024
Governmental activities					
Total governmental activities	\$ 37,198,950	\$ 5,361,850	\$ (4,419,414)	\$ -	\$ 38,141,386

The Health District disposed capital assets by \$206,648. This was primarily due to obsolete office and information technology equipment.

Additional detailed information on the Health District’s capital assets can be found in *Note 4* of this report.

Long-term Debt

At the end of the current fiscal year, the Health District has no outstanding debt other than lease liabilities and subscription liabilities.

Economic Factors and Next Year’s Budgets and Rates

The Health District’s financial position declined during fiscal year 2024-2025. The national public health emergency put in place at the start of the pandemic expired on May 11, 2023. Grant revenue provided for the pandemic response is expected to expire as remaining projects and deliverables for the existing grants are completed.

Although created as an independent governmental entity pursuant to Nevada Revised Statute (NRS) 439.361, the Health District has no taxing authority and relies on revenue from fees and other governmental sources in order to operate. Funding for all capital improvements must be derived from operating revenue unless capital grant funds are awarded.

Currently, the Health District is faced with the need to maintain a reserve to respond effectively to public health emergencies. The Board of Health continued its previous approval of \$1,000,000 of fund balance to be used if needed for that purpose.

The Health District is confronted with inflationary factors affecting the cost of equipment; clinical, laboratory and pharmaceutical supplies; and other services. The Consumer Price Index has increased 2.4% over the past 12 months as an average annual percentage indicating these costs may continue to grow in the immediate future. Bargaining unit negotiation increases scheduled for budget year 2024-2025 will result in significant increased labor costs going forward. In addition, benefit costs will be higher due to increased retirement contributions on increased salaries and group insurance costs in budget year 2024-2025.

**Southern Nevada Health District
Management's Discussion and Analysis
June 30, 2024**

The Health District will continue to pursue not only proportional allocation of Federal pass-through dollars through the State, but also direct funding from the Federal government. Clark County has 73% of Nevada's population and is 4.7 times the population of Washoe County in Northern Nevada. The additional Federal support will enable the Health District to better address the needs of residents requiring services. Senate Bill 118 was approved during the State of Nevada 2023 Legislative Session. Section 9.2 of the bill made an appropriation to the Division of Public and Behavioral Health of the Department of Health and Human Services for allocation to specified entities for the improvement of public health. The Health District received an allocation of \$10,950,000 to be utilized over fiscal year 2024-2025 and fiscal year 2025-2026.

Property tax revenue is anticipated to increase by approximately 10% for the 2024-2025 budget year. Charges for services for clinical services continue to grow as services expand to additional locations. Regulatory revenue, environmental health licenses and permit revenues are anticipated to increase as fees are adjusted and regulated activities with national and international venues occur in the community. The increase for the 2024-2025 budget year is anticipated to be approximately 1% for charges for services, licenses, and permits.

At present, the Health District has the financial resources and capacity to maintain current service levels. As Pandemic Relief funding expires, the Health District will need to ensure operational viability by closely monitoring revenues and expenditures in addition to making operational adjustments and pursuing additional funding sources.

Request for Information

These financial statements are designed to provide a general overview to all parties who are interested in the Southern Nevada Health District's finances. Questions concerning any of the information provided in this report or requests for additional financial information should be addressed to:

Southern Nevada Health District
Attention: Chief Financial Officer
280 S. Decatur Blvd.
P.O. Box 3902
Las Vegas, Nevada, 89127

This entire report is available online at: <http://www.southernnevadahealthdistrict.org>.

Basic Financial Statements

Southern Nevada Health District
Statement of Net Position
June 30, 2024

DRAFT

	Primary Government Governmental Activities
ASSETS	
Cash, cash equivalents, and investments	\$ 43,052,961
Grants receivable	19,540,583
Accounts receivable, net	5,344,724
Interest receivable	239,799
Other receivables	499,326
Prepaid items	830,590
Inventories	2,906,927
Capital assets, not depreciated	
Land	3,447,236
Construction in progress	2,781,056
Capital, lease and subscription assets, net of accumulated depreciation and amortization	
Buildings	15,020,233
Improvements other than buildings	2,317,897
Furniture, fixtures, and equipment	5,342,717
Lease assets	7,298,803
Subscription assets	1,427,439
Vehicles	506,005
	<hr/>
Total assets	110,556,296
	<hr/>
DEFERRED OUTFLOWS OF RESOURCES	
Deferred amounts related to pensions	59,866,302
Deferred amounts related to OPEB	13,205,303
	<hr/>
Total deferred outflows of resources	73,071,605
	<hr/>
LIABILITIES	
Accounts payable	5,434,690
Accrued expenses	2,395,190
Workers compensation self-insurance claims	36,799
Unearned revenue	4,688,723
Long-term liabilities, due within one year	
Compensated absences	6,923,519
Lease liabilities	910,934
Subscription liabilities	197,202
Long-term liabilities, due in more than one year	
Compensated absences	4,468,047
Lease liabilities	6,789,650
Subscription liabilities	104,462
Net pension liability	138,595,844
Total OPEB liability	28,754,730
Total liabilities	<hr/> 199,299,790
	<hr/>
DEFERRED INFLOWS OF RESOURCES	
Deferred amounts related to pensions	1,297,261
Deferred amounts related to OPEB	19,787,840
Total deferred inflows of resources	<hr/> 21,085,101
	<hr/>
NET POSITION (DEFICIT)	
Net investment in capital assets	30,139,138
Restricted	80,053
Unrestricted (deficit)	(66,976,181)
	<hr/>
Total net position (deficit)	\$ (36,756,990)
	<hr/>

**Southern Nevada Health District
Statement of Activities
For the Fiscal Year Ended June 30, 2024**

DRAFT

Functions/Programs	Expenses	Program Revenues		Net (Expenses) Revenues and Changes in Net Position Primary
		Charges for Services	Operating Grants and Contributions	Governmental Activities
Primary Government				
Governmental activities:				
Public health				
Clinical services	\$ 61,460,781	\$ 32,234,960	\$ 14,577,803	\$ (14,648,018)
Environmental health	31,127,930	27,095,298	1,687,961	(2,344,671)
Community health	61,936,949	8,017,569	39,216,949	(14,702,431)
Administration	15,218,402	-	2,300,316	(12,918,086)
Interest	316,810	-	-	(316,810)
Total governmental activities	170,060,872	67,347,827	57,783,029	(44,930,016)
Total function/program	\$ 170,060,872	\$ 67,347,827	\$ 57,783,029	\$ (44,930,016)
General Revenues				
Property tax allocation				\$ 34,088,562
Other income				2,575,284
Unrestricted investment income				2,143,755
Total general revenues and transfers				38,807,601
Change in Net Position (Deficit)				(6,122,415)
Net Position (Deficit), Beginning of Year				(30,634,575)
Net Position (Deficit), End of Year				\$ (36,756,990)

**Southern Nevada Health District
Governmental Funds – Balance Sheet
June 30, 2024**

DRAFT

	<u>General Fund</u>	<u>Special Revenue Fund</u>	<u>Other Governmental Funds</u>	<u>Total Governmental Funds</u>
ASSETS				
Cash, cash equivalents, and investments	\$ 36,375,179	\$ -	\$ 6,566,699	\$ 42,941,878
Grant receivable	-	19,540,583	-	19,540,583
Accounts receivable, net	5,344,724	-	-	5,344,724
Other receivables	478,656	18,096	-	496,752
Interest receivables	203,230	-	36,446	239,676
Due from other funds	18,182,350	75,000	-	18,257,350
Inventories	2,906,927	-	-	2,906,927
Prepaid items	1,788,240	2,028	-	1,790,268
	<u>65,279,306</u>	<u>19,635,707</u>	<u>6,603,145</u>	<u>91,518,158</u>
LIABILITIES				
Accounts payable	3,443,017	1,550,106	441,567	5,434,690
Accrued expenses	2,395,189	-	-	2,395,189
Workers compensation self-insurance claims	16,799	-	-	16,799
Unearned revenue	4,551,473	137,250	-	4,688,723
Due to other funds	-	17,866,270	388,595	18,254,865
	<u>10,406,478</u>	<u>19,553,626</u>	<u>830,162</u>	<u>30,790,266</u>
FUND BALANCES				
Nonspendable:				
Inventories	2,906,927	-	-	2,906,927
Prepaid items	1,788,240	2,028	-	1,790,268
Restricted for:				
Grants	-	80,053	-	80,053
Assigned for:				
Capital improvements	10,630	-	5,772,983	5,783,613
Administration	1,518,707	-	-	1,518,707
Unassigned	48,648,324	-	-	48,648,324
	<u>54,872,828</u>	<u>82,081</u>	<u>5,772,983</u>	<u>60,727,892</u>
Total fund balances	<u>54,872,828</u>	<u>82,081</u>	<u>5,772,983</u>	<u>60,727,892</u>
Total liabilities and fund balances	<u>\$ 65,279,306</u>	<u>\$ 19,635,707</u>	<u>\$ 6,603,145</u>	<u>\$ 91,518,158</u>

**Southern Nevada Health District
Reconciliation of the Balance Sheet –
Governmental Funds to the Statement of Net Position – Governmental Activities
June 30, 2024**

Total fund balance – governmental funds	\$ 60,727,892
<p>Amounts reported for governmental activities in the Statement of Net Position are different because:</p>	
<p>Capital, lease, and subscription assets used in governmental activities are not current financial resources and, therefore, are not reported in governmental funds. Capital, lease, and subscription asset balance presented below is net of \$959,678 of prepaid subscription assets already reported in the governmental funds.</p>	
Capital, lease, and subscription assets, net of accumulated depreciation and amortization	37,181,708
<p>Long-term liabilities and related deferred inflows and outflows of resources are not due in payable in the current period or are not current financial resources and, therefore, are not reported in the funds. A summary of these items are as follows:</p>	
Postemployment benefits other than pensions	(28,754,730)
Deferred outflows related to postemployment benefits other than pensions	13,205,303
Deferred inflows related to postemployment benefits other than pensions	(19,787,840)
Compensated absences	(11,391,566)
Lease liability	(7,700,584)
Subscription liability	(301,665)
Net pension liability	(138,595,844)
Deferred outflows related to pensions	59,866,302
Deferred inflows related to pensions	(1,297,261)
<p>Internal service funds are used by management to charge the costs of certain activities to individual funds:</p>	
Internal service fund assets and liabilities included in governmental activities in the statement of net position	<u>91,295</u>
Net position of governmental activities	<u>\$ (36,756,990)</u>

**Southern Nevada Health District
Governmental Funds Statement of Revenues, Expenditures, and Changes in Fund Balances
For the Fiscal Year Ended June 30, 2024**

	<u>General Fund</u>	<u>Special Revenue Fund</u>	<u>Other Governmental Funds</u>	<u>Total Governmental Funds</u>
Revenues				
Charges for services				
Fees for service	\$ 35,119,778	\$ -	\$ -	\$ 35,119,778
Regulatory revenue	27,422,167	-	-	27,422,167
Title XIX and other	4,805,902	-	-	4,805,902
Intergovernmental revenues				
Property tax	34,088,562	-	-	34,088,562
Direct federal grants	-	21,913,784	-	21,913,784
Indirect federal grants	-	34,797,567	-	34,797,567
State grant funds	-	1,071,403	-	1,071,403
General receipts				
Contributions and donations	255	-	-	255
Interest income	1,971,853	-	167,157	2,139,010
Other	1,094,229	1,481,055	-	2,575,284
Total revenues	<u>104,502,746</u>	<u>59,263,809</u>	<u>167,157</u>	<u>163,933,712</u>
Expenditures				
Current:				
Public health				
Clinical & nursing services	43,768,571	15,083,768	-	58,852,339
Environmental health	24,218,749	2,969,192	-	27,187,941
Community health	16,430,847	42,380,835	-	58,811,682
Administration	3,016,484	1,857,715	303,956	5,178,155
Total current	<u>87,434,651</u>	<u>62,291,510</u>	<u>303,956</u>	<u>150,030,117</u>
Debt service:				
Principal	1,397,637	-	-	1,397,637
Interest	316,810	-	-	316,810
Capital outlay	2,470,015	2,010,452	519,787	5,000,254
Total other expenditures	<u>4,184,462</u>	<u>2,010,452</u>	<u>519,787</u>	<u>6,714,701</u>
Total expenditures	<u>91,619,113</u>	<u>64,301,962</u>	<u>823,743</u>	<u>156,744,818</u>
Excess (Deficiency) of Revenues Over (Under) Expenditures	<u>12,883,633</u>	<u>(5,038,153)</u>	<u>(656,586)</u>	<u>7,188,894</u>
Other Financing Sources (Uses)				
Transfers in	-	5,014,928	2,000,000	7,014,928
Transfers out	(7,014,928)	-	-	(7,014,928)
Leases issued	1,328,621	-	-	1,328,621
Subscriptions	583,535	-	-	583,535
Total other financing sources and uses	<u>(5,102,772)</u>	<u>5,014,928</u>	<u>2,000,000</u>	<u>1,912,156</u>
Net Change in Fund Balances	7,780,861	(23,225)	1,343,414	9,101,050
Fund Balances, Beginning of Year	47,091,967	105,306	4,429,569	51,626,842
Fund Balances, Ending of Year	<u>\$ 54,872,828</u>	<u>\$ 82,081</u>	<u>\$ 5,772,983</u>	<u>\$ 60,727,892</u>

**Southern Nevada Health District
 Reconciliation of the Statement of Revenues, Expenditures, and Changes in Fund Balances –
 Governmental Funds to the Statement of Activities – Governmental Activities
 For the Fiscal Year Ended June 30, 2024**

Net change in fund balances – total governmental funds	\$ 9,101,050
<p>Amounts reported for governmental activities in the Statement of Activities</p> <p>Governmental funds report capital outlays as expenditures. However, in the Statement of Activities the cost of those assets is allocated over their estimated useful lives and reported as depreciation or amortization. This is the amount of capital outlay recorded in the current period.</p>	
Expenditures for capital assets	5,361,850
Less current year depreciation and amortization	(4,212,766)
Disposal of capital assets	(206,648)
<p>The issuance of long-term debt (e.g. lease and subscription liabilities) provides current financial resources to governmental funds, while the repayment of the principal of long-term debt consumes the current financial resources of governmental funds.</p>	
Principal payments on lease and subscription liabilities	1,397,637
Leases issued	(1,328,621)
Subscriptions	(583,535)
<p>Some expenses reported in the statement of activities</p> <p>(do)/do not require the use of current financial resources, and therefore, (are)/are not reported as expenditures in governmental funds:</p>	
Change in postemployment benefits other than pensions	(1,771,511)
Change in deferred outflows related to postemployment benefits other than pensions	(1,111,106)
Change in deferred inflows related to postemployment benefits other than pensions	1,635,798
Change in compensated absences	(1,403,421)
Change in prepaid subscription assets	(454,565)
Change in deferred outflows related to pensions	1,425,081
Change in deferred inflows related to pensions	(1,107,861)
Change in net pension liability	(12,868,542)
<p>Internal service funds are used by management to charge the costs of certain activities to individual funds:</p>	
Internal service fund change in net position included in governmental activities in the statement of activities	4,745
Change in net position of governmental activities	<u>\$ (6,122,415)</u>

**Southern Nevada Health District
Statement of Net Position – Proprietary Funds
June 30, 2024**

DRAFT

	<u>Governmental Activities Insurance Liability Reserve</u>
ASSETS	
Current Assets	
Cash and cash equivalents	\$ 22,083
Restricted cash	89,000
Interest receivable	123
Due from other funds	<u>89</u>
Total current assets	<u>111,295</u>
LIABILITIES	
Current Liabilities	
Workers compensation self-insurance claims	<u>20,000</u>
Total current liabilities	<u>20,000</u>
NET POSITION	
Restricted	<u>91,295</u>
Total net position	<u><u>\$ 91,295</u></u>

Southern Nevada Health District
Statement of Revenues, Expenses, and Changes in Net Position – Proprietary Funds
For Fiscal Year Ended June 30, 2024

	<u>Governmental Activities Insurance Liability Reserve</u>
Nonoperating Revenues	
Investment income	\$ 4,745
Change in Net Position	4,745
Net Position, Beginning of Year	<u>86,550</u>
Net Position, End of Year	<u><u>\$ 91,295</u></u>

Southern Nevada Health District
Statement of Cash Flows – Proprietary Funds
For Fiscal Year Ended June 30, 2024

DRAFT

	<u>Governmental Activities Insurance Liability Reserve</u>
Noncapital and Related Financing Activities	
Repayment of advances received from other funds	\$ (53,829)
Net cash used for noncapital financing activities	<u>(53,829)</u>
Cash Flows from Investing Activities	
Investment income	<u>4,886</u>
Net cash provided by investing activities	<u>4,886</u>
Change in Cash and Cash Equivalents	(48,943)
Cash, Restricted Cash and Cash Equivalents, Beginning of Year	<u>160,026</u>
Cash, Restricted Cash, and Cash Equivalents, End of Year	<u><u>\$ 111,083</u></u>
Reconciliation of Cash Balances of End of Year	
Unrestricted	22,083
Restricted	<u>89,000</u>
	<u><u>\$ 111,083</u></u>

Southern Nevada Health District
Statement of Fiduciary Net Position
June 30, 2024

DRAFT

	Custodial Fund
ASSETS	
Cash and cash equivalents	\$ 10,675
Prepaid items	500
	<hr/>
Total assets	11,175
	<hr/>
LIABILITIES	
Due to other funds	2,574
	<hr/>
Total liabilities	2,574
	<hr/>
NET POSITION	
Restricted for individuals and organizations	8,601
	<hr/>
Total net position	\$ 8,601
	<hr/> <hr/>

**Southern Nevada Health District
Statement of Changes in Fiduciary Net Position
June 30, 2024**

DRAFT

	Custodial Fund
Additions	
Contributions	\$ 7,132
	<hr/>
Total additions	7,132
	<hr/>
Deductions	
Services and supplies	9,206
	<hr/>
Total deductions	9,206
	<hr/>
Net Decrease in Fiduciary Net Position	(2,074)
Net Position, Beginning of Year	10,675
	<hr/>
Net Position, Ending of Year	\$ 8,601
	<hr/> <hr/>

Note 1: Summary of Significant Accounting Policies

The Reporting Entity

The accompanying financial statements include all of the activities that comprise the financial reporting entity of the Southern Nevada Health District (Health District). The Health District is governed by a 11-member policymaking board (the Board of Health) comprised of two representatives each from the Board of County Commissioners and the largest city in Clark County, one elected representative from each of the four remaining jurisdictions in the county, a physician member at-large, one representative of a nongaming business, and one representative of the Association of Gaming Establishments. The Health District represents a unique consolidation of the public health needs of the cities of Boulder City, Las Vegas, North Las Vegas, Henderson, Mesquite, and others within Clark County.

The accounting policies of the Health District conform to generally accepted accounting principles as applicable to governmental entities. The Governmental Accounting Standards Board (GASB) is the accepted standard-setting body for establishing governmental accounting and financial reporting principles.

Basic Financial Statements

The Health District's basic financial statements consist of government-wide financial statements, fund financial statements, and related notes. The government-wide financial statements include a statement of net position and a statement of activities, and the fund financial statements include financial information for the governmental, proprietary, and fiduciary funds. Reconciliations between the governmental funds and the governmental activities are also included.

Government-wide Financial Statements

The government-wide financial statements are made up of the statement of net position and the statement of activities. These statements include the aggregated financial information of the Health District as a whole, except for fiduciary activity. The effect of interfund activity has been removed from these statements.

The statement of activities demonstrates the degree to which the direct expenses of a given function or program are offset by program revenues. Direct expenses are those that are clearly identifiable with a specific function. Program revenues include: 1) charges to customers or applicants who purchase, use, or directly benefit from goods, services, or privileges provided by a given function, and 2) grants and contributions that are restricted to meeting the operational or capital requirements of a particular function. Other sources of revenue not properly included among program revenues are reported instead as general revenues. This statement provides a net cost or net revenue of specific functions within the Health District. Those functions with a net cost are consequently dependent on general-purpose revenues, such as the property tax allocation from Clark County collected from various jurisdictions, to remain operational.

Fund Financial Statements

The financial accounts of the Health District are organized on a basis of funds, each of which is considered a separate accounting entity. The operations of each fund are accounted for using a separate set of self-balancing accounts comprised of assets, deferred outflows of resources, liabilities, deferred inflows of resources, fund balance, revenues, and expenditures/expenses. Separate financial statements are provided for governmental funds, proprietary funds, and fiduciary funds, even though the latter are excluded from the government-wide financial statements.

**Southern Nevada Health District
Notes to Financial Statements
June 30, 2024**

The presentation emphasis in the fund financial statements is on major funds. All governmental funds considered major funds are reported as separate columns in the fund financial statements. All remaining governmental funds are aggregated and reported as other governmental funds in a separate column.

The Health District reports the following major governmental funds:

General Fund. Accounts for all financial resources which are not accounted for in another fund and is the general operating fund of the Health District.

Special Revenue Fund. Accounts for all grant resources that have been restricted for specific programs.

The proprietary fund distinguishes operating revenues and expenses from non-operating items. Operating revenues and expenses generally result from providing services in connection with the proprietary fund's principal ongoing operations. Operating expenses of the internal service fund include claims and administrative expenses. All revenues and expenses not meeting this definition are reported as non-operating revenues and expenses.

The Health District reports the following internal service fund:

The Insurance Liability Reserve Fund. Accounts for the costs associated with the self-funded workers compensation insurance.

Measurement Focus, Basis of Accounting and Financial Statement Presentation

The government-wide, proprietary and fiduciary fund financial statements are reported using the economic resources measurement focus and the accrual basis of accounting. Revenues are recorded when earned and expenses are recorded when a liability is incurred, regardless of the timing of related cash flows. Grants, contributions, and similar items are recognized as revenue as soon as all eligibility requirements imposed by the provider have been met.

Governmental fund financial statements are reported using the current financial resources measurement focus and the modified accrual basis of accounting. Revenues are recognized as soon as they are both measurable and available. Revenues are considered "measurable" when in the hands of the intermediary collecting governments and are considered to be available when they are collectible within the current period or soon enough thereafter (within 60 days) to pay liabilities of the current period. For this purpose, the Health District considers property tax revenues to be available if they are collected within 60 days of the current fiscal year end. The major revenue sources of the Health District include the property tax allocation from Clark County collected from various jurisdictions, regulatory revenue, fees for service, and other intergovernmental revenues from state and federal sources, which have been treated as susceptible to accrual as well as other revenue sources. In general, expenditures are recorded when liabilities are incurred, as under accrual accounting. The exception to this rule is that principal and interest on debt service, as well as liabilities related to compensated absences, postemployment benefits, and claims and judgments, are recorded when payment is due.

Cash and Cash Equivalents

The Health District considers short-term, highly liquid investments that are both readily convertible to cash and have original maturity dates of three months or less to be cash equivalents. This includes all of the Health District's cash and cash equivalents held by the Clark County Treasurer, which are combined with other Clark County funds in a general investment pool. As the Health District maintains the right to complete access to its funds held in the investment pool, these invested funds are presented as cash equivalents in the accompanying basic financial statements.

Accounts Receivable

Accounts receivable from patients for services rendered are reduced by the amount of such billings deemed by management to be ultimately uncollectable. The Health District utilizes historical experience for determining the estimated allowance for uncollectible accounts. Under this methodology, historical data is utilized to determine the historical bad debt percentages and applied prospectively to new billings.

Interfund Receivables and Payables

During the course of operations, numerous transactions occur between individual funds for goods provided or services rendered. The resulting payables and receivables outstanding at year end, if any, are referred to as due to or due from other funds. Transactions that constitute reimbursements to a fund for expenditures or expenses initially made from it that are properly applicable to another fund, are recorded as expenditures or expenses in the reimbursing fund and as reductions of expenditures or expenses in the fund that is reimbursed.

Inventories

Inventories are stated at the lower of cost or market. Cost is determined on an average cost basis. Governmental fund inventories are accounted for under the consumption method where the costs are recorded as expenditures when the inventory item is used rather than when purchased.

Additionally, the Health District receives medical vaccines from the State of Nevada (State) for use in the Health District's clinics, which are not included in the Health District's inventory since these vaccines remain the property of the State until they are administered. At June 30, 2024, the estimated value of such vaccines in the Health District's possession was \$1,837,495.

Prepaid Items

Certain payments to vendors reflect costs applicable to future periods and are recorded as prepaid items in both the government-wide and fund financial statements. In the fund financial statements, prepaid items are recorded as expenditures when consumed rather than when purchased.

Capital, Lease and Subscription Assets

Capital, lease and subscription assets, which include property, plant and equipment, are reported in the government-wide financial statements. The Health District considers assets with an initial individual cost of more than \$5,000 and an estimated useful life in excess of one year to be capital assets. Purchased or constructed capital assets are recorded at historical cost or estimated historical cost and updated for additions and retirements during the year. Donated capital assets, if any, are valued at their acquisition value as of the date of donation.

The cost of normal maintenance and repairs that do not significantly increase the functionality of the assets or materially extend the assets' lives are not capitalized. Major outlays for capital assets and improvements are capitalized as the projects are constructed.

Right of use leased assets are recognized at the lease commencement date and represent the Health District's right to use an underlying asset for the lease term. Right of use leased assets are measured at the initial value of the lease liability plus any payments made to the lessor before commencement of the lease term, less any lease incentives received from the lessor at or before the commencement of the lease term, plus any initial direct costs necessary to please the lease asset into service. Right of use leased assets are amortized over the shorter of the lease term or useful lives of the underlying asset using the straight-line method.

**Southern Nevada Health District
Notes to Financial Statements
June 30, 2024**

Subscription assets are initially recorded at the initial measurement of the subscription liability, plus subscription payments made at or before the commencement of the subscription-based information technology arrangement (SBITA) term, less any SBITA vendor incentives received from the SBITA vendor at or before the commencement of the SBITA term, plus capitalizable initial implementation costs. Subscription assets are amortized on a straight-line basis over the shorter of the SBITA term or the useful life of the underlying IT asset.

Depreciation and amortization are computed using the straight-line method over the following estimated useful lives:

Capital Assets Class	Years
Buildings	50
Improvements other than buildings	5 – 25
Furniture, fixtures, and equipment	3 – 20
Vehicles	6

Compensated Absences

It is the Health District's policy to permit employees to accumulate earned but unused vacation and sick pay benefits, which are collectively referred to as compensated absences.

Vacation benefits earned by employees are calculated based on years of full-time service as follows:

Years of Service	Vacation Benefits (Days)
Less than one	10
One to eight	15
Eight to Thirteen	18
More than thirteen	20

The vacation pay benefits for any employee not used during the calendar year may be carried over to the next calendar year, but are not permitted to exceed twice the vacation pay benefits the employee earned per year. The employee forfeits any excess leave.

An employee is entitled to sick pay benefits accrued at one day for each month of full-time service. After 120 months of full-time service, an employee is entitled to 1.25 days of sick pay benefits for each month of full-time service. There is no limit on the amount of sick pay benefits that can be accumulated. Upon termination, an employee with at least three years of service will receive 100% of the sick pay benefits accrual for accrued days up to 100 days, 50% of the accrued days between 101 and 200 days, and 25% of the accrued days greater than 200 days. Upon death of an employee, the estate will receive a lump sum payment for all sick pay benefits accrued.

All vacation and sick pay benefits are accrued when incurred in the government-wide financial statements. A liability for these amounts is reported in governmental funds only if the liability is due and payable, for example, as a result of employee resignations, terminations and retirements. The liability for compensated absences is funded from currently budgeted payroll accounts from the general fund.

Lease Liabilities

The Health District is a lessee for noncancellable leases for office, clinical, and warehouse space. The Health District recognizes a lease liability and an intangible right-to-use lease asset (lease asset) in the government-wide financial statements. The Health District recognizes lease liabilities with an initial, individual value of \$5,000 or more.

At the commencement of a lease, the Health District initially measures the lease liability at the present value of payments expected to be made during the lease term. Subsequently, the lease liability is reduced by the principal portion of lease payments made.

The lease asset is initially measured as the initial amount of the lease liability, adjusted for lease payments made at or before the lease commencement date, plus certain initial direct costs. Subsequently, the lease asset is amortized on a straight-line basis over its useful life or term of lease, whichever is shorter.

Key estimates and judgments related to leases include how the Health District determines (1) the discount rate it uses to discount the expected lease payments to present value, (2) lease term, and (3) lease payments.

- The Health District uses the interest rate charged by the lessor as the discount rate. When the interest rate charged by the lessor is not provided, the Health District generally uses its estimated incremental borrowing rate as the discount rate for leases.
- The lease term includes the noncancellable period of the lease. Lease payments included in the measurement of the lease liability are composed of fixed payments and purchase option price that the Health District is reasonably certain to exercise.

The Health District monitors changes in circumstances that would require a remeasurement of its lease and will remeasure the lease asset and liability if certain changes occur that are expected to significantly affect the amount of the lease liability.

Lease assets are reported with other capital assets and lease liabilities are reported with long-term liabilities on the statement of net position.

Postemployment Benefits Other Than Pensions (OPEB)

The Health District recognizes OPEB amounts for all benefits provided through the plans which include the total OPEB liability, deferred outflows of resources, deferred inflows of resources, and OPEB expense.

The Health District uses the same basis used by Public Employees' Benefits Plan (PEBP) and Retiree Health Program Plan (RHPP) for reporting the total OPEB liability, OPEB-related deferred outflows and inflows of resources, and OPEB expense. For this purpose, benefit payments are recognized by the Health District when due and payable in accordance with the benefit terms.

Multiple-Employer Cost-Sharing Defined Benefit Pension Plan

The Health District uses the same basis used in the Public Employees' Retirement System of Nevada's (PERS) ACFR for reporting its proportionate share of the PERS collective net pension liability, deferred outflows and inflows of resources related to pensions, and pension expense, including information regarding PERS fiduciary net position and related additions to/deductions from. Benefit payments (including refunds of employee contributions) are recognized by PERS when due and payable in accordance with the benefit terms. PERS investments are reported at fair value.

Deferred Inflows and Outflows of Resources

Deferred outflows of resources represent a consumption of net assets that applies to a future period(s) and so will not be recognized as an outflow of resources (expense / expenditure) until then. Deferred outflows for the changes in assumptions and differences between expected and actual experience and actual pension contributions and the Health District's proportionate share of pension contributions are deferred and amortized over the average expected remaining service life of all employees that are provided with pension benefits. Deferred outflows for pension contributions made by the Health District subsequent to the pension plan's actuarial measurement date are deferred for one year. Deferred outflows for the difference between actual and expected experience and changes in assumptions in the total OPEB liability are deferred and amortized over the average expected remaining service life of all employees that are provided with health benefits. Deferred outflows for OPEB contributions made by the Health District subsequent to the OPEB plan's actuarial measurement date are deferred for one year.

Deferred inflows of resources represent an acquisition of net assets that applies to a future period(s) and so will not be recognized as an inflow of resources (revenue) until that time. The government-wide statement of net position also reports: 1) the net difference between projected and actual earnings on pension plan investments are deferred and amortized over five years, and 2) difference between actual and expected experience and changes in assumptions to the total OPEB liability which are deferred and amortized over the average expected remaining service life of all employees that are provided with health benefits.

Fund Balance and Net Position Classifications

In the government-wide statements, equity is classified as net position and displayed in three components:

Net Investment in Capital Assets. This is the component of net position that represents capital assets net of accumulated depreciation and amortization and reduced by outstanding balances of long-term (lease liabilities and subscription liabilities), that are attributable to the acquisition, construction, or improvement of those assets.

Restricted. This component of net position reports the constraints placed on the use of assets by either external parties and/or enabling legislation.

Unrestricted. All other net position that does not meet the definition of net investment in capital assets and restricted net position.

In the fund financial statements, proprietary fund equity is classified the same as in the government-wide statements. Governmental fund balances are classified as follows:

Nonspendable. Includes amounts that cannot be spent because they are either (a) not in spendable form or (b) legally or contractually required to be maintained intact. This classification includes inventories and prepaid items.

Restricted. Similar to restricted net position discussed above, includes constraints placed on the use of resources that are either externally imposed by grantors, contributors, or other governments; or are imposed by law (through constitutional provisions or enabling legislation).

Committed. Includes amounts that can only be used for a specific purpose due to a formal resolution approved by the Board of Health, which is the Health District's highest level of decision-making authority. Those constraints remain binding unless removed or changed in the same manner employed to previously commit those resources.

Assigned. Includes amounts that are constrained by the Health District's intent to be used for specific purposes, but do not meet the criteria to be classified as restricted or committed. The Board of Health has set forth by resolution authority to assign fund balance amounts to the Health District's Director of Administration. Constraints imposed on the use of assigned amounts can be removed without formal resolution by the Board of Health.

**Southern Nevada Health District
Notes to Financial Statements
June 30, 2024**

Unassigned. This is the residual classification of fund balance in the general fund, which has not been reported in any other classification. The general fund is the only fund that can report a positive unassigned fund balance. Other governmental funds might report a negative unassigned fund balance as a result of overspending an amount which has been restricted, committed or assigned for specific purposes.

The Health District considers restricted amounts to have been spent when expenditures are incurred for purposes for which both restricted and unrestricted fund balance is available. Committed amounts are considered to have been spent when expenditures are incurred for purposes for which amounts in any of the unrestricted fund balance classifications could be used.

It is the Health District's policy to expend restricted resources first and use unrestricted resources when the restricted resources have been depleted. It is also the Health District's policy to maintain a minimum unassigned fund balance in the general fund of 16.6% of general fund expenditures (the general fund reserve).

The general fund reserve will be maintained to provide the Health District with sufficient working capital and a comfortable margin of safety to support one-time costs in the event of either a natural disaster or any other unforeseen emergency (as declared by the Board of Health), or unforeseen declines in revenue and/or large, unexpected expenditures/expenses. These circumstances are not expected to occur routinely, and the general fund reserve is not to be used to support recurring operating expenditures/expenses.

Government Grants

Support funded by grants is recognized as the Health District meets the conditions prescribed by the grant agreement, performs the contracted services or incurs outlays eligible for reimbursement under the grant agreements. Grant activities and outlays are subject to audit and acceptance by the granting agency and, as a result of such audit, adjustments could be required.

Use of Estimates

The preparation of these financial statements includes estimates and assumptions made by management that affect the reported amounts. Actual results could differ from those estimates.

Note 2: Stewardship and Accountability

Budgets and Budgetary Accounting

Nevada Revised Statutes (NRS) require that local governments legally adopt budgets for all funds except fiduciary funds. The annual budgets for all funds are adopted on a basis consistent with accounting principles generally accepted in the United States. Budget augmentations made during the year ended June 30, 2024, were as prescribed by law.

The budget approval process is summarized as follows:

At the March Board of Health meeting, management of the Health District submits a final budget for the fiscal year commencing the following July. The operating budget includes proposed expenditures/expenses and the means of financing them.

Upon approval by the Board of Health, the final budget is submitted to Clark County where it is included in Clark County's public hearing held in May.

The Health District's budget is then filed with the State of Nevada, Department of Taxation by Clark County.

**Southern Nevada Health District
Notes to Financial Statements
June 30, 2024**

NRS allows appropriations to be transferred within or among any functions or programs within a fund without an increase in total appropriations. If it becomes necessary during the course of the year to change any of the departmental budgets, transfers are initiated by department heads and approved by the appropriate administrator. Transfers within program or function classifications can be made with appropriate administrator approval. The Board of Health is advised of transfers between funds, and function classifications and the transfers are recorded in the official Board of Health minutes.

At June 30, 2024, indirect cost amounts between the clinical and nursing services, environmental health, and community health programs and the administration program in the general fund have been eliminated in accordance with accounting principles generally accepted in the United States.

Encumbrance accounting, under which purchase orders, contracts, and other commitments for the expenditure of resources are recorded to reserve that portion of the applicable appropriation, is utilized in the governmental funds.

Per NRS 354.626, actual expenditures may not exceed budgetary appropriations of the public health function of the general fund, or total appropriations of the internal service fund, special revenue fund or the individual capital projects funds. The sum of operating and nonoperating expenses in the internal service fund may not exceed total appropriations.

Note 3: Cash and Cash Equivalents

Deposits

The Health District's deposit policies are governed by the NRS. Deposits are carried at cost, which approximates market value and are maintained with insured banks in Nevada. At June 30, 2024, the carrying amount of the Health District's deposits was \$0 as all amounts were swept into the Clark County Investment Pool at the end of the day.

Clark County Investment Pool

The Health District participates in Clark County's investment pool. At June 30, 2024, all rated investments in the Clark County investment pool were in compliance with the rating criteria listed below. Pooled funds are invested according to the NRS which are limited to the following (the Health District has no investment policy that would further limit Clark County's investment choices):

- Obligations of the U.S. Treasury and U.S. agencies in which the maturity dates do not extend more than 10 years from the date of purchase.
- Negotiable certificates of deposit issued by commercial banks or insured savings and loan associations (those over \$100,000 must be fully collateralized) not to exceed 1 year maturity from date of purchase with minimum ratings by at least two rating services of "B" by Thomson Bank Watch or "A-1" by Standard & Poor's or "P-1" by Moody's.
- Notes, bonds, and other unconditional obligations issued by corporations organized and operating in the United States. The obligations must be purchased from a registered broker/dealer. At the time of purchase the obligations must have a remaining term to maturity of no more than 5 years, are rated by a nationally recognized rating service as "A" or its equivalent, or better and cannot exceed 20% of the investment portfolio.
- Bankers' acceptances eligible for rediscount with Federal Reserve Banks, not to exceed 180 days maturity and does not exceed 20% of the portfolio.
- Collateralized mortgage obligations that are rated "AAA" or its equivalent not to exceed 20% of the portfolio.

- Repurchase agreements that are collateralized at 102% of the repurchase price and do not exceed 90 days maturity. Securities used for collateral must meet the criteria listed above.
- Money Market Mutual Funds which are rated “AAA” or its equivalent and invest only in securities issued by the Federal Government, U.S. agencies or repurchase agreements fully collateralized by such securities not to exceed 5 years maturity and does not exceed 20% of the portfolio.
- Asset-backed securities that are rated AAA or its equivalent, not to exceed 20% of the portfolio.
- Investment contracts for bond proceeds only, issuance for \$10,000,000 or more, and collateralized at a market value of at least 102% by obligations of the U.S. Treasury or agencies of the federal government.
- The State of Nevada’s Local Government Investment Pool.

Custodial credit risk is the risk that in the event a financial institution or counterparty fails, the Health District would not be able to recover the value of its deposits and investments. The Clark County Investment Policy states that securities purchased by Clark County shall be delivered against payment (delivery vs. payment) and held in a custodial safekeeping account with the trust department of a third party bank insured by the FDIC and designated by the Clark County Treasurer for this purpose in accordance with NRS 355.172. A custody agreement between the bank and Clark County is required before execution of any transactions, Clark County’s public deposits are in participating depositories of the Nevada Collateral Pool (Pool).

The Pool, which is administered by the State of Nevada, Office of the State Treasurer, is set up as a single financial institution collateral pool that requires each participating depository to collateralize with eligible collateral those ledger deposits not within the limits of insurance provided by an instrumentality of the United States through NRS 356.133 (*i.e.*, in excess of the FDIC levels). The collateral is pledged in the name of the Pool and the market value of the collateral must be at least 102% of the uninsured ledger balances of the public money held by the depository.

Interest rate risk is defined as the risk that changes in interest rates will adversely affect the fair value of an investment. Through its investment policy, Clark County (as the external investment pool operator) manages interest rate risk by limiting the average weighted duration of the investment pool portfolio to less than 2.5 years. Duration is a measure of the present value of a fixed income’s cash flows and is used to estimate the sensitivity of a security’s price to interest rate changes.

Concentration of credit risk is the risk of loss attributed to the magnitude of a government’s investment in a single issuer. At June 30, 2024, all of the Health District’s investments held by the Clark County Treasurer are invested in authorized investments in accordance with NRS 350.659, 355.165, 355.170, and 356.120. The limitations on amounts invested are covered on the aforementioned type of security.

As of June 30, 2024, the carrying amount and market value of the Health District’s investments in the Clark County Investment Pool was \$42,967,870.

Combined Cash and Cash Equivalents

At June 30, 2024, the Health District’s cash and cash equivalents were as follows:

Cash on hand	\$ 6,766
Restricted cash	89,000
Clark County Investment Pool	<u>42,967,870</u>
 Total cash and cash equivalents	 <u><u>\$ 43,063,636</u></u>

**Southern Nevada Health District
Notes to Financial Statements
June 30, 2024**

DRAFT

At June 30, 2024, the Health District's cash and cash equivalents were presented in the District's financial statements as follows:

Governmental funds	\$ 42,941,878
Proprietary fund	111,083
Custodial funds	<u>10,675</u>
 Total cash and cash equivalents	 <u><u>\$ 43,063,636</u></u>

Note 4: Capital, Lease, and Subscription Assets

Changes in capital, lease, and subscription assets for the year ended June 30, 2024, were as follows:

	Balance June 30, 2023	Additions	Retirements	Transfers	Balance June 30, 2024
Governmental Activities					
Capital assets not being depreciated/amortized:					
Construction in progress	\$ 1,952,654	\$ 898,847	\$ -	\$ (70,445)	\$ 2,781,056
Land	3,447,236	-	-	-	3,447,236
 Total capital assets not being depreciated	 <u>5,399,890</u>	 <u>898,847</u>	 <u>-</u>	 <u>(70,445)</u>	 <u>6,228,292</u>
Capital, leased, and subscription assets being depreciated/amortized:					
Buildings	21,027,013	23,931	-	-	21,050,944
Improvements other than buildings	6,092,699	238,785	(52,868)	14,870	6,293,486
Furniture, fixtures, and equipment	17,834,765	1,329,244	(782,029)	55,575	18,437,555
Right-to-use leased building	7,498,457	1,212,489	-	-	8,710,946
Right-to-use leased equipment	760,227	116,132	(161,013)	-	715,346
Subscription IT asset	1,322,171	1,180,138	-	-	2,502,309
Vehicles	1,358,198	362,284	(34,379)	-	1,686,103
 Totals capital, lease, and subscription assets being depreciated/amortized	 <u>55,893,530</u>	 <u>4,463,003</u>	 <u>(1,030,289)</u>	 <u>70,445</u>	 <u>59,396,689</u>
Accumulated depreciation/amortization for:					
Buildings	(5,322,649)	(708,062)	-	-	(6,030,711)
Improvements other than buildings	(3,663,071)	(347,401)	34,883	-	(3,975,589)
Furniture, fixtures, and equipment	(12,374,273)	(1,313,931)	593,366	-	(13,094,838)
Right-to-use leased building	(833,644)	(816,477)	-	-	(1,650,121)
Right-to-use leased equipment	(377,897)	(260,484)	161,013	-	(477,368)
Subscription IT asset	(458,733)	(616,137)	-	-	(1,074,870)
Vehicles	(1,064,203)	(150,274)	34,379	-	(1,180,098)
 Total accumulated depreciation/amortization	 <u>(24,094,470)</u>	 <u>(4,212,766)</u>	 <u>823,641</u>	 <u>-</u>	 <u>(27,483,595)</u>
 Total capital, leased, and subscription assets, being depreciated/amortized, net	 <u>31,799,060</u>	 <u>250,237</u>	 <u>(206,648)</u>	 <u>70,445</u>	 <u>31,913,094</u>
 Total governmental activities	 <u>\$ 37,198,950</u>	 <u>\$ 1,149,084</u>	 <u>\$ (206,648)</u>	 <u>\$ -</u>	 <u>\$ 38,141,386</u>

**Southern Nevada Health District
Notes to Financial Statements
June 30, 2024**

DRAFT

For the year ended June 30, 2024, depreciation and amortization expense was charged to the following functions and programs:

Governmental activities:	
Clinical services	\$ 171,293
Environmental health	72,084
Community health	816,361
Administration	<u>3,153,028</u>
 Total depreciation and amortization expense – governmental activities	 <u>\$ 4,212,766</u>

Note 5: Interfund Balances and Transfers

Interfund balances at June 30, 2024 are as follows:

<u>Receivable Fund</u>	<u>Payable Fund</u>	<u>Amount</u>
General Fund	Special Revenue Fund	\$ 17,866,270
General Fund	Other governmental funds	313,506
General Fund	Fiduciary fund	2,574
Special Revenue Fund	Other governmental funds	75,000
Insurance Reserve	Other governmental funds	<u>89</u>
		 <u>\$ 18,257,439</u>

These balances result from the time lag between the dates that: (1) interfund goods and services are provided or reimbursable expenditures occur, (2) transactions are recorded in the accounting system and (3) payments between funds are made.

Interfund transfers for the year ended June 30, 2024, consisted of the following:

<u>Transfers Out of Fund</u>	<u>Transfers In to Fund</u>	<u>Amount</u>
General Fund	Special Revenue Fund	\$ 5,014,928
General Fund	Other governmental funds	<u>2,000,000</u>
		 <u>\$ 7,014,928</u>

Transfers from were used to: (1) move revenues from the fund that statute or budget requires to collect them to the fund that statute or budget requires to expend them, and (2) use unrestricted revenues collected in the general fund to finance various programs accounted for in special revenue fund, and finance the administrative cost allocation to special revenue fund, in accordance with budgetary authorization.

Note 6: Changes in Long-Term Liabilities

Long-term liabilities activity for the year ended June 30, 2024, was as follows:

	Balance June 30, 2023	Increases	Decreases	Balance June 30, 2024	Due Within One Year
Governmental Activities					
Compensated absences	\$ 9,988,145	\$ 10,567,790	\$ (9,164,369)	\$ 11,391,566	\$ 6,923,519
Lease liability	7,256,653	1,328,621	(884,690)	7,700,584	910,934
Subscription liability	231,076	583,535	(512,947)	301,664	197,202
Total long-term liabilities	<u>\$ 17,475,874</u>	<u>\$ 12,479,946</u>	<u>\$ (10,562,006)</u>	<u>\$ 19,393,814</u>	<u>\$ 8,031,655</u>

Compensated absences, lease and subscription liabilities typically have been liquidated by the fund where employees earned and accrued the amounts.

Lessee Activities

The Health District has entered into multiple leases for office, clinical, warehouse space, medical and office equipment. The Health District is required to make principal and interest payments on these spaces. These lease agreements have terms expiring through March 2037. The lease liability was valued using discount rates between 3.25% and 8.00%. This rate was determined using the US Prime Rates applicable for each lease based on the lease period and date of initiation.

Remaining principal and interest payments on leases are as follows:

For the Year Ending June 30,	Principal	Interest
2025	\$ 910,934	\$ 315,060
2026	878,938	272,256
2027	842,565	228,103
2028	679,119	186,664
2029	621,192	148,410
2030 – 2034	2,242,359	472,041
2035 – 2037	1,525,477	77,733
	<u>\$ 7,700,584</u>	<u>\$ 1,700,267</u>

Subscription Liabilities

The Health District has various subscription-based information technology arrangements (SBITAs), the terms of which expire in various years through 2028. The subscription liability was valued using discount rates between 3.25% and 8.25%. This rate was determined using the US Prime Rates applicable for each subscription agreement based on the subscription period and date of initiation.

Remaining principal and interest payments on subscription liabilities are as follows:

<u>For the Year Ending June 30,</u>	<u>Principal</u>	<u>Interest</u>
2025	\$ 197,202	\$ 17,625
2026	66,613	4,521
2027	17,945	2,381
2028	19,904	780
	<u>\$ 301,664</u>	<u>\$ 25,307</u>

Note 7: Risk Management

The Health District, like any governmental entity, is exposed to various risks of loss related to torts; theft of, damage to, and destruction of assets; errors and omissions; and natural disasters.

The Health District has joined together with similar public agencies (cities, counties and special districts) throughout the State of Nevada to be a part of a pool under the *Nevada Interlocal Cooperation Act*. The Nevada Public Agency Pool Insurance (Pool) is a public entity risk pool currently operating as a common risk management and insurance program for its members.

The Health District pays an annual premium and specific deductibles, as necessary, to the Pool for its general insurance coverage. The Pool is considered a self-sustaining risk pool that will provide coverage for its members for up to \$10,000,000 per insured event with a \$10,000,000 annual aggregate per member. Additionally, coverage includes data security events up to a maximum of \$1,000,000 per event. Property, crime, and equipment breakdown coverage is provided to its members up to \$100,000,000 per loss with various sub-limits established for earthquake, flood, equipment breakdown, and money and securities.

The Public Agency Compensation Trust (PACT) was formed to provide workers compensation coverage. POOL/PACT members include counties, cities, school districts, special districts, law enforcement, and towns. The Health District pays premiums based on payroll costs to the PACT for its workers compensation insurance coverage. The PACT is considered a self-sustaining risk pool that will provide coverage for its members based on established statutory limits. The PACT obtains independent coverage for insured events in excess of the aforementioned limits.

The Health District carries medical professional liability insurance. There were no claims for medical malpractice in the past three fiscal year. In addition, the Health District continues to carry other commercial insurance for other risks of loss not covered by the Pool, including employee health and accident insurance. Amounts in excess of insurance coverage for settled claims resulting from these risks were minimal over the past three fiscal years.

Litigation

Various legal claims have arisen against the Health District during the normal course of operations. According to the Health District's legal counsel, there was no outstanding matters at this time with a material impact, and, therefore, no provision for loss has been made in the financial statements in connection therewith.

The Health District does not accrue for estimated future legal and defense costs, if any, to be incurred in connection with outstanding or threatened litigation and other disputed matters but rather, records such as period costs when the services are rendered.

Note 8: Multiple-Employer Cost-Sharing Defined Benefit Pension Plan

The Health District's employees are covered by the Public Employees' Retirement System of Nevada, which was established by the Nevada Legislature in 1947, effective July 1, 1948, and is governed by the Public Employees Retirement Board (the PERS Board) whose seven members are appointed by the governor. The Health District does not exercise any control over PERS.

PERS is a cost-sharing, multiple-employer, defined benefit public employees' retirement system which includes both regular and police/fire members. PERS is administered to provide a reasonable base income to qualified employees who have been employed by a public employer and whose earnings capacities have been removed or substantially impaired by age or disability.

Benefits, as required by NRS, are determined by the number of years of accredited service at time of retirement and the member's highest average compensation in any 36 consecutive months with special provisions for members entering the system on or after January 1, 2010, and July 1, 2015. Benefit payments to which participants or their beneficiaries may be entitled under the plan include pension benefits, disability benefits, and survivor benefits.

Monthly benefit allowances for members are computed as 2.5% of average compensation for each accredited year of service prior to July 1, 2001. For service earned on or after July 1, 2001, this multiplier is 2.67% of average compensation. For members entering PERS on or after January 1, 2010, there is a 2.5% service time factor and for regular members entering PERS on or after July 1, 2015, there is a 2.25% factor. PERS offers several alternatives to the unmodified service retirement allowance which, in general, allow the retired employee to accept a reduced service retirement allowance payable monthly during his or her lifetime and various optional monthly payments to a named beneficiary after his or her death.

Post-retirement increases are provided by authority of NRS 286.575 - .579, which for members entering the system before January 1, 2010, is equal to the lesser of:

- 1) 2% per year following the third anniversary of the commencement of benefits, 3% per year following the sixth anniversary, 3.5% per year following the ninth anniversary, 4% per year following the twelfth anniversary and 5% per year following the fourteenth anniversary, or
- 2) The average percentage increase in the Consumer Price Index (or other PERS Board approved index) for the three preceding years.

In any event, a member's benefit must be increased by the percentages in paragraph 1, above, if the benefit of a member has not been increased at a rate greater than or equal to the average of the Consumer Price Index (All Items) (or other PERS Board approved index) for the period between retirement and the date of increase.

For members entering PERS with an effective date of membership on or after January 1, 2010 and before July 1, 2015, the post-retirement increases are the same as above, except that the increases do not exceed 4% per year.

For members entering PERS after July 1, 2015, the post-retirement increases 2% per year following the third anniversary of the commencement of benefits, 2.5% per year following the sixth anniversary, the lesser of 3% or the CPI for the preceding calendar year following the ninth anniversary.

**Southern Nevada Health District
Notes to Financial Statements
June 30, 2024**

Regular members entering PERS prior to January 1, 2010 are eligible for retirement at age 65 with 5 years of service, at age 60 with 10 years of service, or at any age with 30 years of service. Regular members entering PERS on or after January 1, 2010, are eligible for retirement at age 65 with 5 years of service, or age 62 with 10 years of service, or any age with 30 years of service. Regular members entering PERS on or after July 1, 2015, are eligible for retirement at age 65 with 5 years of service, or at age 62 with 10 years of service or at age 55 with 30 years of service or any age with 33 1/3 years of service.

The normal ceiling limitation on the monthly benefit allowances is 75% of average compensation. However, a member who has an effective date of membership before July 1, 1985, is entitled to a benefit of up to 90% of average compensation. Both regular and police/fire members become fully vested as to benefits upon completion of five years of service.

The authority for establishing and amending the obligation to make contributions and member contribution rates rests with NRS. New hires in agencies which did not elect the employer-pay contribution (EPC) plan prior to July 1, 1983, have the option of selecting one of two alternative contribution plans. Contributions are shared equally by employer and employee in which employees can take a reduced salary and have contributions made by the employer or can make contributions by a payroll deduction matched by the employer.

The PERS basic funding policy provides for periodic contributions at a level pattern of cost as a percentage of salary throughout an employee's working lifetime in order to accumulate sufficient assets to pay benefits when due.

PERS receives an actuarial valuation on an annual basis for determining the prospective funding contribution rates required to fund the system on an actuarial reserve basis. Contributions actually made are in accordance with the required rates established by NRS. These statutory rates are periodically updated pursuant to NRS 286.421 and 286.450. The actuarial funding method used is the entry age normal cost method. It is intended to meet the funding objective and result in a relatively level long-term contributions requirement as a percentage of salary.

For the year ended June 30, 2023, the Health District's required contribution rates for regular members was 17.50% and 33.50% for employer/employee matching and EPC, respectively. The Health District's portion of contributions was \$10,184,139 for the year ended June 30, 2024.

PERS collective net pension liability was measured as of June 30, 2023, and the total pension liability used to calculate the net pension liability was determined by an actuarial valuation as of that date. For this purpose, certain actuarial valuation assumptions are stipulated by the GASB and may vary from those used to determine the prospective funding contribution rates.

The total PERS pension liability was determined using the following economic actuarial assumptions (based on the results of an experience Study covering the period from July 1, 2016 - June 30, 2020), applied to all periods included in the measurement:

Inflation	2.50%
Productivity pay increase	0.05%
Investment Rate of Return	7.25%
Actuarial cost method	Entry age normal and level percentage of payroll
Projected salary increases	Regular: 4.20% to 9.10%, depending on service Police/Fire: 4.60% to 14.50%, depending on service Rates include inflation and productivity increases
Other assumptions	Same as those used in the June 30, 2023 funding actuarial valuation

Pub-2010 General Healthy Retiree Amount-Weighted Above-Median Mortality Table (separate tables for males and females) with rates increased by 30% for males and 15% for females, projected generationally with the two-dimensional monthly improvement scale MP-2020.

The mortality tables listed in the actuary report only provide rates for ages 50 and older. To develop mortality rates for ages 40 through 50, we have smoothed the difference between the rates at age 40 from the Pub-2010 General Employee Amount-Weighted Above-Median Mortality Tables and the rates at age 50 from the Pub-2010 General Healthy Retiree Amount-Weighted Above-Median Mortality Tables.

To develop the mortality rates before age 40, we have used the Pub-2010 General Employee Amount-Weighted Above-Median Mortality Tables rates. This methodology for developing an extended annuitant mortality table is similar to the method used by the IRS to develop the base mortality table for determining minimum funding standards for single-employer defined benefit pension plans under Internal Revenue Code Section 430. While Section 430 is not applicable to the System, we believe this is a reasonable method for developing annuitant mortality rates at earlier ages.

PERS' policies which determine the investment portfolio target asset allocation are established by the PERS Board. The asset allocation is reviewed annually and is designed to meet the future risk and return needs of PERS. The following was the Board adopted policy target asset allocation as of June 30, 2023:

Asset Class	Target Allocation	Long-Term Expected Real Rate of Return (Arithmetic)
U.S. stocks	42%	6.85%
International stocks	18%	7.18%
U.S. bonds	28%	0.91%
Real estate	6%	5.25%
Private markets	6%	12.40%
Total	<u>100%</u>	

*These geometric return rates are combined to produce the long-term expected rate of return by adding the long-term expected inflation rate of 2.50%

The discount rate used to measure the total pension liability was 7.25% as of June 30, 2023. The projection of cash flows used to determine the discount rate assumed that employee and employer contributions will be made at the rate specified by NRS. Based on that assumption, PERS' fiduciary net position at June 30, 2023, was projected to be available to make all projected future benefit payments of current active and inactive employees. Therefore, the long-term expected rate of return on pension plan investments (7.25%) was applied to all periods of projected benefit payments to determine the total pension liability as of June 30, 2023.

**Southern Nevada Health District
Notes to Financial Statements
June 30, 2024**

DRAFT

At June 30, 2024, the Health District's proportionate share of the net pension liability is calculated using a discount rate of 7.25%. The following shows the sensitivity of the valuation of the Health District's proportionate share of the net pension liability assuming the discount rate was either 1% lower or 1% higher:

	<u>1% Decrease (6.25%)</u>	<u>Current Discount Rate (7.25%)</u>	<u>1% Increase (8.25%)</u>
Net pension liability	\$ 215,675,935	\$ 138,595,844	\$ 74,982,669

Detailed information about PERS fiduciary net position is available in the PERS ACFR, which is available on the PERS website, www.nvpers.org under publications.

The Health District's proportionate share of the collective net pension liability was \$138,595,844, which represents 0.75931% of the collective net pension liability, which is an increase from the previous year's proportionate share of 0.69636%. Contributions for employer pay dates within the fiscal year ending June 30, 2023, were used as the basis for determining each employer's proportionate share.

For the period ended June 30, 2024, the Health District's pension expense was \$22,996,885 and its reported deferred outflows and inflows of resources related to pensions as of June 30, 2024, were as follows:

	<u>Deferred Outflows of Resources</u>	<u>Deferred Inflows of Resources</u>
Differences between expected and actual experience	\$ 18,065,122	\$ -
Net difference between projected and actual earnings on investments	-	1,297,261
Changes in proportion and differences between actual contributions and proportionate share of contributions	18,627,273	-
Change in assumptions	12,989,068	-
Contributions subsequent to the measurement date	10,184,839	-
Total	<u>\$ 59,866,302</u>	<u>\$ 1,297,261</u>

Deferred outflows of resources related to pensions resulting from contributions subsequent to the measurement date totaling \$10,184,839 will be recognized as a reduction of the net pension liability in the year ending June 30, 2025. Other amounts reported as deferred outflows and inflows of resources related to pensions will be recognized in pension expense as follows:

For the Year Ending June 30,

2025	\$ 4,835,019
2026	4,258,746
2027	18,034,376
2028	1,972,768
2029	656,083
Thereafter	<u>18,627,210</u>
Total	<u>\$ 48,384,202</u>

Note 9: Postemployment Benefits Other than Pensions

General Information about the Other Post Employment Benefit Plans

Plan Description: The Health District subsidizes eligible retirees' contributions to the Public Employees' Benefits Plan (PEBP), a non-trust, agent multiple-employer defined benefit postemployment healthcare plan administered by the State of Nevada. NRS 287.041 assigns the authority to establish and amend benefit provisions to the PEBP nine-member board of trustees. The plan is now closed to future retirees, however, district employees who previously met the eligibility requirement for retirement within the Nevada Public Employee Retirement System had the option upon retirement to enroll in coverage under the PEBP with a subsidy provided by the Health District as determined by their number of years of service. The PEBP issues a publicly available financial report that includes financial statements and required supplementary information.

That report may be obtained by writing to Public Employee's Benefits Program, 901 S. Stewart Street, Suite 1001, Carson City, NV, 89701, by calling (775) 684-7000, or by accessing the website at www.pebp.state.nv.us/informed/financial.htm.

Plan Description: The Retiree Health Program Plan (RHPP) is a non-trust, single-employer defined benefit postemployment healthcare plan administered by Clark County, Nevada. Retirees may choose between Clark County Self-Funded Group Medical and Dental Benefits Plan (Self-Funded Plan) and an Exclusive Provider Organization (EPO) plan.

Benefits Provided

PEBP plan provides medical, dental, prescription drug, Medicare Part B, and life insurance coverage to eligible retirees and their spouses. Benefits are provided through a third-party insurer.

As of November 1, 2008, PEBP was closed to any new participants.

RHPP provides medical, dental, prescription drug, and life insurance coverage to eligible active and retired employees and beneficiaries. Benefit provisions are established and amended through negotiations between the respective unions and the Health District.

Employees Covered by Benefit Terms

At June 30, 2023, the following employees were covered by the benefit terms:

	<u>PEBP</u>	<u>RHPP</u>	<u>Total all Plans</u>
Inactive employees or beneficiaries currently receiving benefits	70	64	134
Active members	-	701	701
Total	<u>70</u>	<u>765</u>	<u>835</u>

Total OPEB Liability

The Health District’s total OPEB liability of \$28,754,730 was measured as of June 30, 2023, and was determined by an actuarial valuation as of that date.

Actuarial assumptions and other inputs: The total OPEB liability for all plans as of June 30, 2024 was determined using the following actuarial assumptions and other inputs, applied to all periods included in the measurement, unless otherwise specified:

Discount Rate	3.65%
Pre-Medicare Trend Rate	Select: 6.5%, Ultimate 4.0%
Post-Medicare Trend Rate	Select: 5.5%, Ultimate 4.0%
Mortality	Pub-2010 headcount weighted mortality table, projected generationally using scale MP-2021, applied on a gender-specific and job class basis (teacher, safety, or general, as applicable)
Termination Tables	2022 NPERS Actuarial Valuation
Health care cost trend rates	2022 NPERS Actuarial Valuation

Changes in the Total OPEB Liability

	<u>PEBP</u>	<u>RHPP</u>	<u>Total OPEB Liability</u>
Balance at June 30, 2023	\$ 3,382,301	\$ 23,600,918	\$ 26,983,219
Changes for the year:			
Service cost	-	1,772,849	1,772,849
Interest	115,735	894,861	1,010,596
Differences between expected and actual experience	-	-	-
Changes of assumptions	6,884	(602,456)	(595,572)
Benefit payments	(225,925)	(190,437)	(416,362)
Net changes	<u>(103,306)</u>	<u>1,874,817</u>	<u>1,771,511</u>
Balance at June 30, 2024	<u>\$ 3,278,995</u>	<u>\$ 25,475,735</u>	<u>\$ 28,754,730</u>

Changes in Assumptions and Experience:

Certain key assumptions were changed as part of the actuary's updated study. Those changed are summarized below.

- Updated census information, and
- Current plan cost information, including retiree premiums and contributions. The per capita cost assumptions based on recent claims experience came in higher than expected from the prior valuation. Retiree premiums remained flat which further contributes to the experience loss.
- The discount rate was updated from 3.54%, as of June 30, 2022, to 3.65%, as of June 30, 2023 (the actuarial measurement date).
- The Nevada PERS retirement and termination rates were updated to the rates from the 2021 Experience Study and Review of Actuarial Assumptions.
- The mortality projection scale was updated from MP-2020 to MP-2021 to reflect the Society of Actuaries' recent mortality study.

Sensitivity of the total OPEB liability to changes in the discount rate. The following presents the total OPEB liability of the Health District, as well as what the Health District's total OPEB liability would be if it were calculated using a discount rate that is 1-percentage-point lower (2.65 percent) or 1-percentage point higher (4.65 percent) than the current discount rate:

	1% Decrease Rate (2.65%)	Discount Rate (3.65%)	1% Increase Rate (4.65%)
PEBP	\$ 3,681,000	\$ 3,279,000	\$ 2,944,000
RHPP	30,658,000	25,476,000	21,427,000
Total OPEB liability	<u>\$ 34,339,000</u>	<u>\$ 28,755,000</u>	<u>\$ 24,371,000</u>

Sensitivity of the total OPEB liability to changes in the healthcare cost trend rates. The following presents the total OPEB liability of the Health District, as well as what the Health District's total OPEB liability would be if it were calculated using healthcare cost trend rates that are 1-percentage-point lower (or 1-percentage-point higher the current healthcare cost trend rates):

	1% Decrease	Trend Rates	1% Increase
PEBP	\$ 2,958,000	\$ 3,279,000	\$ 3,600,000
RHPP	21,148,000	25,476,000	31,134,000
Total OPEB liability	<u>\$ 24,106,000</u>	<u>\$ 28,755,000</u>	<u>\$ 34,734,000</u>

OPEB Expense and Deferred Outflows of Resources and Deferred Inflows of Resources Related to OPEB

For the year ended June 30, 2024, the Health District recognized OPEB expense of \$1,666,744. The breakdown by plan is as follows:

	PEBP	RHPP	Total All Plans
OPEB Expense	\$ 122,619	\$ 1,544,125	\$ 1,666,744

**Southern Nevada Health District
Notes to Financial Statements
June 30, 2024**

DRAFT

At June 30, 2024, the Health District reported deferred outflows of resources and deferred inflows of resources related to OPEB from the following sources:

	<u>Deferred Outflows of Resources</u>	<u>Deferred Inflows of Resources</u>
PEBP		
Contributions made in fiscal year ending 2024 after July 1, 2023, measurement date	\$ 207,000	\$ -
Total PEBP	<u>207,000</u>	<u>-</u>
RHPP		
Differences between expected and actual experience	11,278,812	4,599,930
Changes of assumptions or other inputs	1,353,491	15,187,910
Contributions made in fiscal year ending 2024 after July 1, 2023, measurement date	<u>366,000</u>	<u>-</u>
Total RHPP	<u>12,998,303</u>	<u>19,787,840</u>
Total All Plans		
Differences between expected and actual economic experience	11,278,812	4,599,930
Changes in actuarial assumptions	1,353,491	15,187,910
Contributions made in fiscal year ending 2024 after July 1, 2023, measurement date	<u>573,000</u>	<u>-</u>
Total all plans	<u>\$ 13,205,303</u>	<u>\$ 19,787,840</u>

The amount of \$573,000 reported as deferred outflows of resources related to OPEB from Health District contributions subsequent to the measurement date will be recognized as a reduction of the OPEB liability in the year ended June 30, 2025. Other amounts reported as deferred outflows of resources and deferred inflows of resources related to OPEB will be recognized in OPEB expense as follows:

<u>For the Year Ending June 30,</u>	<u>RHPP</u>
2025	\$ (1,113,585)
2026	(838,548)
2027	(755,886)
2028	(740,943)
2029	(740,943)
Thereafter	<u>(2,965,632)</u>
Total	<u>\$ (7,155,537)</u>

Note 10: 457(b) and 401(a) Retirement Plans

The Health District offers all employees an opportunity to participate in two deferred compensation plans that have been established in accordance with Internal Revenue Code Section 457 and 401. These plans are 457(b) or 401(a) plans, and both are administered by Empower Retirement, LLC. The Plans provisions and contribution requirements are established and may be amended by plan administrator. Empower Trust Company, LLC is the trustee of the Empower Retirement, LLC plans. Employees may enroll in the 457(b) plan and/or change their contribution amounts at any time. The 401(a) plan enrollment is limited to Executives that have elected to participate in the 401(a) plan. The Health District does not contribute to the 457(b) plan and provides discretionary contributions to the 401(a) plan.

Note 11: Encumbrances

The Health District utilizes encumbrance accounting in its governmental funds. Encumbrances are recognized as a valid and proper charge against a budget appropriation in the year in which a purchase order, contract, or other commitment is issued. In general, unencumbered appropriations lapse at year end. Open encumbrances at fiscal yearend are included in restricted, committed or assigned fund balance, as appropriate. Significant encumbrances included in governmental fund balances are as follows:

	Assigned Fund Balance
General Fund	<u>\$ 1,518,707</u>

General Fund

\$42,970 of the total encumbrance balance was assigned to purchase clinical health services. \$169,628 of the total encumbrance balance was assigned to purchase community health services. \$1,306,109 of the total encumbrance balance was assigned to purchase administrative services.

Required Supplementary Information

**Southern Nevada Health District
Statement of Revenues, Expenditures, and Changes in Fund Balance
Budget to Actual – General Fund
For the Fiscal Year Ended June 30, 2024**

	<u>Budgeted Amounts</u>			Variance with Final Budget – Increase (Decrease)
	<u>Original</u>	<u>Final</u>	<u>Actual</u>	
Revenues				
Fees for service	\$ 29,252,088	\$ 37,419,430	\$ 35,119,778	\$ (2,299,652)
Other	908,516	1,912,340	1,094,484	(817,856)
Property tax	33,910,607	34,088,562	34,088,562	-
Regulatory revenue	26,793,004	26,722,205	27,422,167	699,962
Title XIX and other	2,973,242	4,902,767	4,805,902	(96,865)
Investment earnings	732,938	1,251,414	1,971,853	720,439
Total revenues	<u>94,570,395</u>	<u>106,296,718</u>	<u>104,502,746</u>	<u>(1,793,972)</u>
Expenditures				
Public Health:				
Clinical and nursing services				
Salaries and wages	11,051,880	8,883,846	9,163,877	(280,031)
Employee benefits	4,893,622	3,849,617	3,963,268	(113,651)
Services and supplies	27,219,002	37,059,419	30,675,555	6,383,864
Capital outlay	10,000	63,739	47,283	16,456
Total clinical and nursing services	<u>43,174,504</u>	<u>49,856,621</u>	<u>43,849,983</u>	<u>6,006,638</u>
Environmental health				
Salaries and wages	14,842,679	13,946,352	14,115,010	(168,658)
Employee benefits	6,590,919	6,165,274	6,204,259	(38,985)
Services and supplies	6,860,012	4,056,304	3,908,955	147,349
Capital outlay	-	1,482	1,482	-
Total environmental health	<u>28,293,610</u>	<u>24,169,412</u>	<u>24,229,706</u>	<u>(60,294)</u>
Community health				
Salaries and wages	7,768,654	7,550,096	7,753,604	(203,508)
Employee benefits	3,429,191	3,373,096	3,477,433	(104,337)
Services and supplies	7,995,761	5,814,052	5,511,425	302,627
Capital outlay	333,000	145,409	73,868	71,541
Total community health	<u>19,526,606</u>	<u>16,882,653</u>	<u>16,816,330</u>	<u>66,323</u>
Administration				
Salaries and wages	11,517,278	12,335,213	12,444,490	(109,277)
Employee benefits	5,088,885	5,334,327	5,537,547	(203,220)
Services and supplies	(28,825,790)	(14,208,856)	(13,606,325)	(602,531)
Capital outlay	579,938	363,120	2,347,382	(1,984,262)
Total administration	<u>(11,639,689)</u>	<u>3,823,804</u>	<u>6,723,094</u>	<u>(2,899,290)</u>
Total public health	<u>79,355,031</u>	<u>94,732,490</u>	<u>91,619,113</u>	<u>3,113,377</u>
Total expenditures	<u>79,355,031</u>	<u>94,732,490</u>	<u>91,619,113</u>	<u>3,113,377</u>
Excess of Revenue Over Expenditures	<u>15,215,364</u>	<u>11,564,228</u>	<u>12,883,633</u>	<u>1,319,405</u>
Other Financing Sources (Uses)				
Transfers out	(15,226,236)	(9,820,341)	(7,014,928)	2,805,413
Leases issued	-	-	1,328,621	1,328,621
Subscriptions	-	-	583,535	583,535
Total other financing sources (uses)	<u>(15,226,236)</u>	<u>(9,820,341)</u>	<u>(5,102,772)</u>	<u>4,717,569</u>
Net Change in Fund Balances	(10,872)	1,743,887	7,780,861	6,036,974
Fund Balances, Beginning of Year	47,091,967	47,091,967	47,091,967	-
Fund Balances, Ending of Year	<u>\$ 47,081,095</u>	<u>\$ 48,835,854</u>	<u>\$ 54,872,828</u>	<u>\$ 6,036,974</u>

**Southern Nevada Health District
Statement of Revenues, Expenditures, and Changes in Fund Balance
Budget to Actual – Special Revenue Fund
For the Fiscal Year Ended June 30, 2024**

	<u>Budgeted Amounts</u>			Variance with Final Budget - Increase (Decrease)
	<u>Original</u>	<u>Final</u>	<u>Actual</u>	
Revenues				
Direct federal grants	\$ 25,406,552	\$ 27,146,334	\$ 21,913,784	\$ (5,232,550)
Indirect federal grants	52,739,318	38,932,582	34,797,567	(4,135,015)
State grant funds	523,067	836,500	1,071,403	234,903
Other	1,397,270	1,529,010	1,481,055	(47,955)
Total revenues	<u>80,066,207</u>	<u>68,444,426</u>	<u>59,263,809</u>	<u>(9,180,617)</u>
Expenditures				
Public health:				
Clinical and nursing services				
Salaries and wages	7,094,275	7,551,810	7,053,917	497,893
Employee benefits	3,148,086	3,387,326	3,189,779	197,547
Services and supplies	8,065,438	5,466,020	4,840,072	625,948
Capital outlay	-	31,399	39,486	(8,087)
Total clinical and nursing services	<u>18,307,799</u>	<u>16,436,555</u>	<u>15,123,254</u>	<u>1,313,301</u>
Environmental health				
Salaries and wages	1,007,903	1,553,418	1,455,194	98,224
Employee benefits	447,257	691,425	646,131	45,294
Services and supplies	559,530	826,537	867,867	(41,330)
Capital outlay	-	271,213	277,029	(5,816)
Total environmental health	<u>2,014,690</u>	<u>3,342,593</u>	<u>3,246,221</u>	<u>96,372</u>
Community health				
Salaries and wages	14,392,544	12,392,393	12,074,228	318,165
Employee benefits	6,393,967	5,601,489	5,430,292	171,197
Services and supplies	39,677,851	30,831,874	24,876,315	5,955,559
Capital outlay	1,947,861	1,547,435	1,025,715	521,720
Total community health	<u>62,412,223</u>	<u>50,373,191</u>	<u>43,406,550</u>	<u>6,966,641</u>
Administration				
Salaries and wages	719,493	733,993	728,583	5,410
Employee benefits	310,401	320,456	312,617	7,839
Services and supplies	4,089,466	944,266	816,515	127,751
Capital outlay	5,430,000	1,271,739	668,222	603,517
Total administration expenditures	<u>10,549,360</u>	<u>3,270,454</u>	<u>2,525,937</u>	<u>744,517</u>
Total expenditures	<u>93,284,072</u>	<u>73,422,793</u>	<u>64,301,962</u>	<u>9,120,831</u>
Excess (Deficiency) of Revenue Over (Under) Expenditures	<u>(13,217,865)</u>	<u>(4,978,367)</u>	<u>(5,038,153)</u>	<u>(59,786)</u>
Other Financing Sources (Uses)				
Transfers in	13,226,236	4,978,366	5,014,928	36,562
Total other financing sources (uses)	<u>13,226,236</u>	<u>4,978,366</u>	<u>5,014,928</u>	<u>36,562</u>
Net Change in Fund Balances	8,371	(1)	(23,225)	(23,224)
Fund Balances, Beginning of Year	105,306	105,306	105,306	-
Fund Balances, Ending of Year	<u>\$ 113,677</u>	<u>\$ 105,305</u>	<u>\$ 82,081</u>	<u>\$ (23,224)</u>

**Southern Nevada Health District
Schedules of Changes in the Total OPEB Liability and Related Ratios¹
For the Fiscal Year Ended June 30, 2024**

PEBP Plan	2018	2019	2020	2021	2022	2023	2024
A. Total OPEB liability							
Interest (on the total OPEB liability)	\$ 136,641	\$ 158,929	\$ 142,210	\$ 132,809	\$ 104,479	\$ 101,093	\$ 115,735
Difference between expected and actual experience	(2,407)	(935)	-	240,495	-	(719,219)	-
Changes of assumptions	(408,034)	(582,796)	196,172	770,760	51,775	(575,624)	6,884
Benefit payments	(201,454)	(210,183)	(213,733)	(223,274)	(198,836)	(208,349)	(225,925)
Net change in total OPEB liability	(475,254)	(634,985)	124,649	920,790	(42,582)	(1,402,099)	(103,306)
Total OPEB liability – beginning	4,891,782	4,416,528	3,781,543	3,906,192	4,826,982	4,784,400	3,382,301
Total OPEB liability – ending (a)	<u>\$ 4,416,528</u>	<u>\$ 3,781,543</u>	<u>\$ 3,906,192</u>	<u>\$ 4,826,982</u>	<u>\$ 4,784,400</u>	<u>\$ 3,382,301</u>	<u>\$ 3,278,995</u>
Covered Payroll	N/A	N/A	N/A	N/A	N/A	N/A	N/A
Total OPEB Liability as a Percentage of Covered Payroll	N/A	N/A	N/A	N/A	N/A	N/A	N/A

¹ Fiscal year 2018 is the first year of implementation, therefore only seven years are shown. As it becomes available this schedule will ultimately present information for the ten most recent fiscal years.

**Southern Nevada Health District
Schedule of Changes in the total OPEB Liability and Related Ratios²
For the Fiscal Year Ended June 30, 2024**

RHPP	2018	2019	2020	2021	2022	2023	2024
A. Total OPEB liability							
Service cost	\$ 2,037,506	\$ 1,984,184	\$ 865,693	\$ 1,035,479	\$ 1,570,297	\$ 2,053,521	\$ 1,772,849
Interest (on the total OPEB liability)	753,304	922,521	675,421	696,006	546,330	590,543	894,861
Changes in benefit terms	-	-	-	-	-	-	-
Difference between expected and actual experience	26,065	(8,138,337)	-	2,485,316	-	11,098,817	-
Changes of assumptions	(3,119,749)	(1,686,349)	1,204,893	577,780	221,432	(15,399,138)	(602,456)
Benefit payments	(339,476)	(236,966)	(322,093)	(643,182)	(345,742)	(58,543)	(190,437)
Net change in total OPEB liability	(642,350)	(7,154,947)	2,423,914	4,151,399	1,992,317	(1,714,800)	1,874,817
Total OPEB liability – beginning	24,545,385	23,903,035	16,748,088	19,172,002	23,323,401	25,315,718	23,600,918
Total OPEB liability – ending (a)	\$ 23,903,035	\$ 16,748,088	\$ 19,172,002	\$ 23,323,401	\$ 25,315,718	\$ 23,600,918	\$ 25,475,735
Covered Payroll	\$ 34,126,701	\$ 34,918,861	\$ 34,918,861	\$ 40,103,356	\$ 49,853,806	\$ 47,400,387	\$ 57,146,546
Total OPEB Liability as a Percentage of Covered Payroll	70.04%	47.96%	54.90%	58.16%	50.78%	49.79%	44.58%

² Fiscal year 2018 is the first year of implementation, therefore only seven years are shown. As it becomes available this schedule will ultimately present information for the ten most recent fiscal years.

**Southern Nevada Health District
Multiple-Employer Cost-Sharing Defined Benefit Pension Plan
Proportionate Share of the Collective Net Pension Liability Information
For the Fiscal Year Ended June 30, 2024**

For the Year Ended June 30	Proportion of the Collective Net Pension Liability	Proportion of the Collective Net Pension Liability	Covered Payroll	Proportion of the Collective Pension Liability as a Percentage of Covered Payroll	PERS Fiduciary Net Position as a Percentage of Total Pension Liability
2014	0.54090%	\$ 61,643,357	\$ 34,707,255	177.60943%	75.30000%
2015	0.54090%	\$ 61,984,011	\$ 32,508,190	190.67198%	75.13000%
2016	0.52151%	\$ 70,180,332	\$ 32,917,342	213.20170%	72.20000%
2017	0.50906%	\$ 67,704,469	\$ 33,079,430	204.67242%	74.40000%
2018	0.50995%	\$ 69,546,020	\$ 33,744,349	206.09679%	75.20000%
2019	0.54171%	\$ 73,866,832	\$ 37,250,362	198.29829%	76.50000%
2020	0.56339%	\$ 78,470,784	\$ 38,532,689	203.64731%	77.04000%
2021	0.64435%	\$ 58,760,106	\$ 44,284,315	132.68830%	86.51000%
2022	0.69636%	\$ 125,727,302	\$ 49,627,892	253.34000%	75.12000%
2023	0.75931%	\$ 138,595,844	\$ 58,077,925	238.63773%	76.16000%

See notes to required supplementary information.

**Southern Nevada Health District
Multiple-Employer Cost-Sharing Defined Benefit Pension Plan
Proportionate Share of Statutorily Required Contribution Information
For the Fiscal Year Ended June 30, 2024**

For the Year Ended June 30	Actuarially Determined Contributions	Contributions in Relation to the Actuarially Determined Contributions	Contribution Deficiency (Excess)	Covered Payroll	Contributions as a Percentage of Covered Payroll
2015	\$ 4,421,639	\$ 4,421,639	\$ -	\$ 32,917,342	13.43%
2016	\$ 4,565,587	\$ 4,565,587	\$ -	\$ 33,079,430	13.80%
2017	\$ 4,724,209	\$ 4,724,209	\$ -	\$ 33,744,349	14.00%
2018	\$ 5,215,051	\$ 5,215,051	\$ -	\$ 37,250,362	14.00%
2019	\$ 5,876,235	\$ 5,876,235	\$ -	\$ 38,532,689	15.25%
2020	\$ 6,753,358	\$ 6,753,358	\$ -	\$ 44,284,315	15.25%
2021	\$ 6,744,173	\$ 6,744,173	\$ -	\$ 44,224,085	15.25%
2022	\$ 7,659,900	\$ 7,659,900	\$ -	\$ 50,228,852	15.25%
2023	\$ 8,259,408	\$ 8,259,408	\$ -	\$ 55,028,438	15.01%
2024	\$ 10,184,839	\$ 10,184,839	\$ -	\$ 54,115,741	18.82%

See notes to required supplementary information.

Note 1. Postemployment Benefits Other Than Pensions

There are no assets accumulated in a trust to pay related benefits.

Changes of Assumptions and Experience

Certain key assumptions were changed as part of the actuary's updated study. Those changes are summarized below:

- The discount rate was updated from 3.54%, as of June 30, 2022, to 3.65%, as of June 30, 2023.
- The Pre-Medicare Select Trend Rate was decreased from 6.75% to 6.50% in 2022.
- The Post-Medicare Select Trend Rate was increased from 5.75% to 5.50% in 2022.

Note 2. Multiple-Employer Cost-Sharing Defined Benefit Pension Plan

For the year ended June 30, 2024, there were no changes in the pension benefit plan terms to the actuarial methods and assumptions used in the actuarial valuation report dated June 30, 2023.

Additional pension plan information can be found at *Note 8* to the basic financial statements.

Note 3. Budget Information

The accompanying required supplementary schedules of revenues, expenditures, and changes in fund balance for the general and major special revenue funds present the original adopted budget, the final amended budget, and actual data. The original budget was adopted on a basis consistent with financial accounting policies and with accounting principles generally accepted in the United States.

Additional budgetary information can be found in *Note 2* to the basic financial statements.

Other Supplementary Information

Nonmajor Governmental Funds

**Southern Nevada Health District
Nonmajor Capital Projects Funds
For the Fiscal Year Ended June 30, 2024**

Capital project funds are used to account for financial resources that are restricted, committed, or assigned to the improvement, acquisition, or construction of capital assets.

Bond Reserve

Accounts for resources that have been committed or assigned to the future acquisition of a new administration building.

Capital Projects

Accounts for resources committed or assigned to the acquisition or construction of capital assets other than a new administration building.

**Southern Nevada Health District
Statement of Revenues, Expenditures, and Changes in Fund Balance – Budget to Actual – Bond
Reserve Fund
For the Fiscal Year Ended June 30, 2024**

	<u>Original</u>	<u>Final</u>	<u>Actual</u>	Variance with Final Budget - Increase (Decrease)
Revenues				
Interest income	\$ 20,000	\$ 20,000	\$ 18,285	\$ (1,715)
Total revenues	<u>20,000</u>	<u>20,000</u>	<u>18,285</u>	<u>(1,715)</u>
Expenditures				
Public health				
Services and supplies	-	-	-	-
Total expenditures	<u>-</u>	<u>-</u>	<u>-</u>	<u>-</u>
Change in Fund Balance	20,000	20,000	18,285	(1,715)
Fund Balance, Beginning of Year	<u>3,024,523</u>	<u>3,024,523</u>	<u>3,024,523</u>	<u>-</u>
Fund Balance, End of Year	<u>\$ 3,044,523</u>	<u>\$ 3,044,523</u>	<u>\$ 3,042,808</u>	<u>\$ (1,715)</u>

**Southern Nevada Health District
Statement of Revenues, Expenditures, and Changes in Fund Balance – Budget to Actual –
Capital Projects Funds
For the Fiscal Year Ended June 30, 2024**

	<u>Original</u>	<u>Final</u>	<u>Actual</u>	<u>Variance with Final Budget - Increase (Decrease)</u>
Revenues				
Interest income	\$ 40,000	\$ 40,000	\$ 148,872	\$ 108,872
Total revenues	<u>40,000</u>	<u>40,000</u>	<u>148,872</u>	<u>108,872</u>
Expenditures				
Public health				
Administration	-	-	303,956	(303,956)
Capital outlay	1,914,552	1,914,552	519,787	1,394,765
Total expenditures	<u>1,914,552</u>	<u>1,914,552</u>	<u>823,743</u>	<u>1,090,809</u>
Deficiency of Revenues Under Expenditures	<u>(1,874,552)</u>	<u>(1,874,552)</u>	<u>(674,871)</u>	<u>1,199,681</u>
Other Financing Sources (Uses)				
Trasfers in	<u>2,000,000</u>	<u>2,000,000</u>	<u>2,000,000</u>	<u>-</u>
Change in Fund Balance	125,448	125,448	1,325,129	1,199,681
Fund Balance, Beginning of Year	<u>1,405,046</u>	<u>1,405,046</u>	<u>1,405,046</u>	<u>-</u>
Fund Balance, End of Year	<u>\$ 1,530,494</u>	<u>\$ 1,530,494</u>	<u>\$ 2,730,175</u>	<u>\$ 1,199,681</u>

Internal Service Funds

**Southern Nevada Health District
Statement of Revenues, Expenditures, and Changes in Fund Balance – Budget to Actual –
Insurance Liability Reserve Fund
For the Fiscal Year Ended June 30, 2024**

	<u>Original</u>	<u>Final</u>	<u>Actual</u>	<u>Variance with Final Budget – Increase (Decrease)</u>
Revenues				
Other operating income	\$ -	\$ -	\$ -	\$ -
Total revenues	-	-	-	-
Expenditures				
Claims and settlements	3,000	3,000	-	3,000
Total expenditures	3,000	3,000	-	3,000
Nonoperating Revenues				
Interest income	5,000	5,000	4,745	(255)
Change in Net Position	<u>\$ 2,000</u>	<u>\$ 2,000</u>	<u>\$ 4,745</u>	<u>\$ 2,745</u>
Net Position, Beginning of Year			<u>\$ 86,550</u>	
Net Position, End of Year			<u>\$ 91,295</u>	

Compliance Section

**Southern Nevada Health District
Schedule of Expenditures of Federal Awards
Year Ended June 30, 2024**

Federal Grantor / Pass-Through Grantor / Program or Cluster Title	Federal Assistance Listing Number	Pass-Through Entity Identifying Number	Passed Through to Subrecipients	Total Federal Expenditures
Department of Agriculture				
Passed through from:				
State of Nevada Department of Health and Human Services				
SNAP Cluster				
State Administrative Matching Grants for the Supplemental Nutrition Assistance Program				
	10.561	Ed2306	\$ -	\$ 27,301
Total SNAP Cluster				
			-	27,301
Total Department of Agriculture				
			-	27,301
Department of Justice				
Direct Program:				
Comprehensive Opioid, Stimulant, and other Substances Use Program				
	16.838		32,695	238,835
Total Department of Justice				
			32,695	238,835
Department of Treasury				
Passed through from:				
City of Las Vegas, Nevada				
COVID-19 — Coronavirus State and Local Fiscal Recovery Funds				
	21.027	Lab Expansion-City of Las Vegas	-	452,542
Board of Regents, NSHE, obo University of Nevada, Las Vegas				
COVID-19 — Coronavirus State and Local Fiscal Recovery Funds				
	21.027	GR17278	-	56,581
Nevada Department of Health and Human Services				
COVID-19 — Coronavirus State and Local Fiscal Recovery Funds				
	21.027	SG26071	-	1,076,804
COVID-19 — Coronavirus State and Local Fiscal Recovery Funds				
	21.027	SG26289-1	-	68,874
Total Department of Treasury				
			-	1,654,801
Environmental Protection Agency				
Passed through from:				
Nevada Department of Conservation & Natural Resources				
State Public Water System Supervision				
	66.432	DEP 24-001	-	139,403
Total Environmental Protection Agency				
			-	139,403
Department of Health and Human Services				
Passed through from:				
Nevada Department of Health and Human Services				
Public Health Emergency Preparedness				
	93.069	SG26317, SG-2024-00145, SG-2024-00248, SG26318	-	2,809,341
Direct Programs:				
Environmental Public Health and Emergency Response				
	93.070		38,450	316,245
Birth Defects and Developmental Disabilities - Prevention and Surveillance				
	93.073		-	139,579
Passed through from:				
National Environmental Health Association				
Food and Drug Administration Research				
	93.103	2209-02593, 2209-02594, 2310-04968, 2209-02592, 2109-00984	-	77,420
Passed through from:				
Nevada Department of Health and Human Services				
Project Grants and Cooperative Agreements for Tuberculosis Control Programs				
	93.116	SG26127-1 SG26901, SG26063-1	-	439,573
Direct Program:				
Injury Prevention and Control Research and State and Community Based Programs				
	93.136		1,286,863	2,521,379

**Southern Nevada Health District
Schedule of Expenditures of Federal Awards (Continued)
Year Ended June 30, 2024**

Federal Grantor / Pass-Through Grantor / Program or Cluster Title	Federal Assistance Listing Number	Pass-Through Entity Identifying Number	Passed Through to Subrecipients	Total Federal Expenditures
Passed through from:				
Nevada Department of Health and Human Services				
Injury Prevention and Control Research and State and Community Based Programs	93.136	SG26449-1 SG25946 DO 1416	109,722	357,186
<i>Total Injury Prevention and Control Research and State and Community Based Programs</i>			1,396,585	2,878,565
Passed through from:				
University of Nevada, Las Vegas				
Childhood Lead Poisoning Prevention Projects, State and Local Childhood Lead Poisoning Prevention and Surveillance of Blood Lead Levels in Children	93.197	GR14034	-	56,061
Direct Programs:				
Family Planning Services	93.217		-	2,018,796
<i>Health Center Program Cluster</i>				
Community Health Centers	93.224		-	1,215,152
Affordable Care Act (ACA) Grants for New and Expanded Services under the Health Center Program	93.527		-	58,553
<i>Total Health Center Program Cluster</i>			-	1,273,705
Substance Abuse and Mental Health Services Projects of Regional and National Significance	93.243		-	539,575
Passed through from:				
Nevada Department of Health and Human Services				
Substance Abuse and Mental Health Services Projects of Regional and National Significance	93.243	SG25902	-	57,011
<i>Total Substance Abuse and Mental Health Services Projects of Regional and National Significance</i>			-	596,586
Immunization Cooperative Agreements	93.268	SG26327, SG-2024-00291, SG26294	-	1,248,771
COVID-19 — Immunization Cooperative Agreements	93.268	SG25388-1	-	3,536,578
<i>Total Immunization Cooperative Agreements</i>			-	4,785,349
Viral Hepatitis Prevention and Control	93.270	SG-2024-00551, SG26217-1	-	28,001
Direct Program:				
Racial and Ethnic Approaches to Community Health	93.304		22,207	228,743
Passed through from:				
National Association of County Health Officials				
Protecting and Improving Health Globally: Building and Strengthening Public Health Impact, Systems, Capacity and Security	93.318	2024-031902	-	2,253
Passed through from:				
Nevada Department of Health and Human Services				
CDC Partnership: Strengthening Public Health Laboratories	93.322	800-22-04	-	3,454
Epidemiology and Laboratory Capacity for Infectious Diseases (ELC)	93.323	SG25218-2, SG25708-1, SG26045-1	-	7,857,645

**Southern Nevada Health District
Schedule of Expenditures of Federal Awards (Continued)
Year Ended June 30, 2024**

Federal Grantor / Pass-Through Grantor / Program or Cluster Title	Federal Assistance Listing Number	Pass-Through Entity Identifying Number	Passed Through to Subrecipients	Total Federal Expenditures
COVID-19 — Epidemiology and Laboratory Capacity for Infectious Diseases (ELC)	93.323	SG25640-1, SG26896, SG26215, SG26388-2, SG25916-1, SG26082, SG-2024-00095, SG-2024-00067, SG-2024-00036, SG-2024-00056, SG25489	275,535	4,470,377
<i>Total Epidemiology and Laboratory Capacity for Infectious Diseases (ELC)</i>			275,535	12,328,022
COVID-19 — Public Health Emergency Response: Cooperative Agreement for Emergency Response: Public Health Crisis Response	93.354	SG25503-1	-	219,654
National and State Tobacco Control Program	93.387	SG26283-1	-	536,815
Direct Program:				
COVID-19 — Activities to Support State, Tribal, Local and Territorial (STLT) Health Department Response to Public Health or Healthcare Crises	93.391		4,735,767	7,137,915
Passed through from: Nevada Department of Health and Human Services				
COVID-19 — Activities to Support State, Tribal, Local and Territorial (STLT) Health Department Response to Public Health or Healthcare Crises	93.391	SG25393-1	-	276,683
<i>Total Activities to Support State, Tribal, Local and Territorial Health Department Response to Public Health or Healthcare Crises</i>			4,735,767	7,414,598
Passed through from: National Association of County Health Officials Strengthening Public Health Systems and Services through National Partnerships to Improve and Protect the Nation's Health				
	93.421	2024-013005	-	31,999
Passed through from: Nevada Department of Health and Human Services COVID-19 — Strengthening Public Health Systems and Services through National Partnerships to Improve and Protect the Nation's Health				
	93.421	C2200082	-	100,765
<i>Total Strengthening Public Health Systems and Services through National Partnerships to Improve and Protect the Nation's Health</i>			-	132,764
The National Cardiovascular Health Program	93.426	SG26352	-	89,085
The Innovative Cardiovascular Health Program	93.435	SG25882	-	28,715
Direct Programs:				
FIP Verification	93.526		-	8,972
Temporary Assistance for Needy Families	93.558		-	672,151
Passed through from: Catholic Charities Homeless Shelter Las Vegas Refugee and Entrant Assistance State/Replacement Designee Administered Programs				
	93.566	C1900052 F2410002	-	317,813
Passed through from: Nevada Department of Health and Human Services Ending the HIV Epidemic: A Plan for America — Ryan White HIV/AIDS Program Parts A and B				
	93.686	4800011701-028, 4800012270-028	-	281,270

**Southern Nevada Health District
Schedule of Expenditures of Federal Awards (Continued)
Year Ended June 30, 2024**

Federal Grantor / Pass-Through Grantor / Program or Cluster Title	Federal Assistance Listing Number	Pass-Through Entity Identifying Number	Passed Through to Subrecipients	Total Federal Expenditures
Direct Program:				
PPHF: Racial and Ethnic Approaches to Community Health Program Financed Solely By Public Prevention and Health Funds	93.738		162,714	543,829
Passed through from: University of Nevada, Reno				
Opioid STR	93.788	UNR-24-126 UNR-23-62	-	1,505,963
Passed through from: University of California San Diego				
Allergy and Infectious Diseases Research	93.855	KR 705354-003 706050	-	49,756
Passed through from: Nevada Department of Health and Human Services				
Maternal, Infant and Early Childhood Homevisiting Grant Program	93.870	SG25666-1 SG26395-1 SG25829	-	325,033
Passed through from: National Institutes of Health University of Washington Medical Library Assistance				
	93.879	NNLM Health Equity	-	1,479
Passed through from: Nevada Department of Health and Human Services				
National Bioterrorism Hospital Preparedness Program	93.889	SG26135 SG 26323 SG-2024-00191	83,823	1,353,432
Passed through from: Clark County				
Minority HIV/AIDS Fund (MHAF)	93.899	4800012229-028	-	14,819
		4800011669-028 4800012245-028 4500375806-028	-	1,238,093
Passed through from: Nevada Department of Health and Human Services				
HIV Care Formula Grants	93.917	SG-2024-00299, SG26120, SG-2024-00297, SG26118, SG-2024-00298, SG26119, SG-2024-00300, SG26121	-	843,159
Direct Programs:				
Grants to Provide Outpatient Early Intervention Services with Respect to HIV Disease	93.918		-	82,819
Healthy Start Initiative	93.926		-	208,598
Passed through from: YALE				
Special Projects of National Significance	93.928	GR115345	-	811
Direct Program: HIV Prevention Activities Health Department Based				
	93.940		1,230,703	2,767,474
Passed through from: Nevada Department of Health and Human Services				
HIV Prevention Activities Health Department Based	93.940	SG26073-2, SG26077-1	309,174	2,383,737
<i>Total HIV Prevention Activities Health Department Based</i>			1,539,877	5,151,211
Direct Program: Cooperative Agreements to Support State-Based Safe Motherhood and Infant Health Initiative Programs				
	93.946		-	82,847

**Southern Nevada Health District
Schedule of Expenditures of Federal Awards (Continued)
Year Ended June 30, 2024**

Federal Grantor / Pass-Through Grantor / Program or Cluster Title	Federal Assistance Listing Number	Pass-Through Entity Identifying Number	Passed Through to Subrecipients	Total Federal Expenditures
Passed through from:				
Nevada Department of Health and Human Services				
Block Grants for Prevention and Treatment of Substance Abuse	93.959	SG25859-1, SG26478	-	28,635
Direct Program:				
Centers for Disease Control and Prevention Collaboration with Academia to Strengthen Public Health	93.967		156,900	3,812,076
Passed through from:				
Nevada Department of Health and Human Services				
Sexually Transmitted Diseases (STD) Prevention and Control Grants	93.977	SG-2024-00107 SG26123-1 SG-2024-00059 SG26026-1	-	1,592,069
Passed through from:				
Centers for Disease and Prevention University of Washington				
Sexually Transmitted Diseases (STD) Provider Education Grants	93.978	UWSC13075	-	69,507
Passed through from:				
Comagine Health				
Cooperative Agreements for Diabetes Control Programs	93.988	4100.CEO.17.SNHD	-	50,650
Preventive Health and Health Services Block Grant	93.991	SG26460-1, SG25880	-	45,282
Total Department of Health and Human Services			8,411,858	54,683,598
Department of Homeland Security				
Passed through from:				
Nevada Division of Emergency Management, Homeland Security				
Homeland Security Grant Program	97.067	AppID401421	-	97,530
Passed through from:				
University of Nevada, Las Vegas				
Homeland Security Biowatch Program	97.091	GR17838-1	-	18,000
Total Department of Homeland Security			-	115,530
Total Federal Awards Expended			\$ 8,444,553	\$ 56,859,468

**Southern Nevada Health District
Notes to the Schedule of Expenditures of Federal Awards
Year Ended June 30, 2024**

Note 1. Basis of Presentation

The accompanying schedule of expenditures of federal awards (Schedule) includes the federal award activity of the Southern Nevada Health District (Health District) under programs of the federal government for the year ended June 30, 2024. The information in this Schedule is presented in accordance with the requirements of Title 2 U.S. Code of Federal Regulations Part 200, *Uniform Administrative Requirements, Cost Principles, and Audit Requirements for Federal Awards* (Uniform Guidance). Because the Schedule presents only a selected portion of the operations of the Health District, it is not intended to and does not present the financial position, changes in net position/fund balance or cash flows of the Health District.

Note 2. Summary of Significant Accounting Policies

The Health District's summary of significant accounting policies is presented in *Note 1* to the Health District's basic financial statements for the year ended June 30, 2024.

Expenditures reported on the Schedule are reported on the modified accrual basis when they become a demand on current available federal resources and eligibility requirements are met, except for subrecipient expenditures, which are recorded on the cash basis.

Such expenditures are recognized following the cost principles contained in the Uniform Guidance or other regulatory requirements, wherein certain types of expenditures are not allowable or are limited as to reimbursement. Negative amounts, if any, shown on the Schedule represent adjustments or credits made in the normal course of business to amounts reported as expenditures in prior years.

Note 3. Indirect Cost Rate

The Health District has not elected to use the 10% de minimis indirect cost rate allowed under the Uniform Guidance.

Report on Internal Control over Financial Reporting and on Compliance and Other Matters Based on an Audit of Financial Statements Performed in Accordance with *Government Auditing Standards*

Independent Auditor's Report

Board of Health and Director of Administration
Southern Nevada Health District
Las Vegas, Nevada

We have audited, in accordance with the auditing standards generally accepted in the United States of America and the standards applicable to financial audits contained in *Government Auditing Standards*, issued by the Comptroller General of the United States (*Government Auditing Standards*), the financial statements of the governmental activities, each major fund, and the aggregate remaining fund information of Southern Nevada Health District (Health District), as of and for the year ended June 30, 2024, and the related notes to the financial statements, which collectively comprise the Health District's basic financial statements, and have issued our report thereon dated **November __, 2024**.

Report on Internal Control Over Financial Reporting

In planning and performing our audit of the financial statements, we considered the Health District's internal control over financial reporting (internal control) as a basis for designing audit procedures that are appropriate in the circumstances for the purpose of expressing our opinions on the financial statements, but not for the purpose of expressing an opinion on the effectiveness of the Health District's internal control. Accordingly, we do not express an opinion on the effectiveness of the Health District's internal control.

A deficiency in internal control exists when the design or operation of a control does not allow management or employees, in the normal course of performing their assigned functions, to prevent, or detect and correct, misstatements on a timely basis. A *material weakness* is a deficiency, or a combination of deficiencies, in internal control, such that there is a reasonable possibility that a material misstatement of the entity's financial statements will not be prevented, or detected and corrected, on a timely basis. A *significant deficiency* is a deficiency, or a combination of deficiencies, in internal control that is less severe than a material weakness, yet important enough to merit attention by those charged with governance.

Our consideration of internal control was for the limited purpose described in the first paragraph of this section and was not designed to identify all deficiencies in internal control that might be material weaknesses or significant deficiencies. Given these limitations, during our audit we did not identify any deficiencies in internal control that we consider to be material weaknesses. However, material weaknesses or significant deficiencies may exist that were not identified.

Report on Compliance and Other Matters

As part of obtaining reasonable assurance about whether the Health District's financial statements are free from material misstatement, we performed tests of its compliance with certain provisions of laws, regulations, contracts, and grant agreements, noncompliance with which could have a direct and material effect on the financial statements. However, providing an opinion on compliance with those provisions was not an objective of our audit, and accordingly, we do not express such an opinion. The results of our tests disclosed no instances of noncompliance or other matters that are required to be reported under *Government Auditing Standards*.

Board of Health and Director of Administration
Southern Nevada Health District

Purpose of this Report

The purpose of this report is solely to describe the scope of our testing of internal control and compliance and the results of that testing, and not to provide an opinion on the effectiveness of the entity's internal control or on compliance. This report is an integral part of an audit performed in accordance with *Government Auditing Standards* in considering the entity's internal control and compliance. Accordingly, this communication is not suitable for any other purpose.

Dallas, Texas

November __, 2024

Report on Compliance for Each Major Federal Program and Report on Internal Control over Compliance

Independent Auditor's Report

Board of Health and Director of Administration
Southern Nevada Health District
Las Vegas, Nevada

Report on Compliance for Each Major Federal Program

Opinion on Each Major Federal Program

We have audited Southern Nevada Health District's (Health District) compliance with the types of compliance requirements identified as subject to audit in the *OMB Compliance Supplement* that could have a direct and material effect on each of the Health District's major federal programs for the year ended June 30, 2024. The Health District's major federal programs are identified in the summary of auditor's results section of the accompanying schedule of findings and questioned costs.

In our opinion, the Health District complied, in all material respects, with the compliance requirements referred to above that could have a direct and material effect on each of its major federal programs for the year ended June 30, 2024.

Basis for Opinion on Each Major Federal Program

We conducted our audit of compliance in accordance with auditing standards generally accepted in the United States of America (GAAS); the standards applicable to financial audits contained in *Government Auditing Standards* issued by the Comptroller General of the United States (*Government Auditing Standards*); and the audit requirements of Title 2 U.S. *Code of Federal Regulations* Part 200, *Uniform Administrative Requirements, Cost Principles, and Audit Requirements for Federal Awards* (Uniform Guidance). Our responsibilities under those standards and the Uniform Guidance are further described in the "Auditor's Responsibilities for the Audit of Compliance" section of our report.

We are required to be independent of the Health District and to meet our other ethical responsibilities, in accordance with relevant ethical requirements relating to our audit. We believe that the audit evidence we have obtained is sufficient and appropriate to provide a basis for our opinion on compliance for each major federal program. Our audit does not provide a legal determination of the Health District's compliance with the compliance requirements referred to above.

Responsibilities of Management for Compliance

Management is responsible for compliance with the requirements referred to above and for the design, implementation, and maintenance of effective internal control over compliance with the requirements of laws, statutes, regulations, rules, and provisions of contracts or grant agreements applicable to the Health District's federal programs.

Auditor's Responsibilities for the Audit of Compliance

Our objectives are to obtain reasonable assurance about whether material noncompliance with the compliance requirements referred to above occurred, whether due to fraud or error, and express an opinion on the Health District's compliance based on our audit. Reasonable assurance is a high level of assurance but is not absolute assurance and therefore is not a guarantee that an audit conducted in accordance with GAAS, *Government Auditing Standards*, and the Uniform Guidance will always detect material noncompliance when it exists. The risk of not detecting material noncompliance resulting from fraud is higher than for that resulting from error, as fraud may involve collusion, forgery, intentional omissions, misrepresentations, or the override of internal control. Noncompliance with the compliance requirements referred to above is considered material, if there is a substantial likelihood that, individually or in the aggregate, it would influence the judgment made by a reasonable user of the report on compliance about Health District's compliance with the requirements of each major federal program as a whole.

In performing an audit in accordance with GAAS, *Government Auditing Standards*, and the Uniform Guidance, we:

- Exercise professional judgment and maintain professional skepticism throughout the audit.
- Identify and assess the risks of material noncompliance, whether due to fraud or error, and design and perform audit procedures responsive to those risks. Such procedures include examining, on a test basis, evidence regarding the Health District's compliance with the compliance requirements referred to above and performing such other procedures as we considered necessary in the circumstances.
- Obtain an understanding of the Health District's internal control over compliance relevant to the audit in order to design audit procedures that are appropriate in the circumstances and to test and report on internal control over compliance in accordance with the Uniform Guidance, but not for the purpose of expressing an opinion on the effectiveness of the Health District's internal control over compliance. Accordingly, no such opinion is expressed.

We are required to communicate with those charged with governance regarding, among other matters, the planned scope and timing of the audit and any significant deficiencies and material weaknesses in internal control over compliance that we identified during the audit.

Report on Internal Control Over Compliance

A deficiency in internal control over compliance exists when the design or operation of a control over compliance does not allow management or employees, in the normal course of performing their assigned functions, to prevent, or detect and correct, noncompliance with a type of compliance requirement of a federal program on a timely basis. A *material weakness in internal control over compliance* is a deficiency, or a combination of deficiencies, in internal control over compliance, such that there is a reasonable possibility that material noncompliance with a type of compliance requirement of a federal program will not be prevented, or detected and corrected, on a timely basis. A *significant deficiency in internal control over compliance* is a deficiency, or a combination of deficiencies, in internal control over compliance with a type of compliance requirement of a federal program that is less severe than a material weakness in internal control over compliance, yet important enough to merit attention by those charged with governance.

Our consideration of internal control over compliance was for the limited purpose described in the "Auditor's Responsibilities for the Audit of Compliance" section above and was not designed to identify all deficiencies in internal control over compliance that might be material weaknesses or significant deficiencies in internal control over compliance. Given these limitations, during our audit we did not identify any deficiencies in internal control over compliance that we consider to be material weaknesses, as defined above. However, material weaknesses or significant deficiencies in internal control over compliance may exist that were not identified.

Our audit was not designed for the purpose of expressing an opinion on the effectiveness of internal control over compliance. Accordingly, no such opinion is expressed.

Board of Health and Director of Administration
Southern Nevada Health District

The purpose of this report on internal control over compliance is solely to describe the scope of our testing of internal control over compliance and the results of that testing based on the requirements of the Uniform Guidance. Accordingly, this report is not suitable for any other purpose.

Dallas, Texas
November __, 2024

Section I - Summary of Auditor's Results

Financial Statements

1. Type of report the auditor issued on whether the financial statements audited were prepared in accordance with GAAP:
- Unmodified Qualified Adverse Disclaimer
2. Internal control over financial reporting:
- Significant deficiency(ies) identified? Yes None reported
- Material weakness(es) identified? Yes No
3. Noncompliance material to the financial statements noted? Yes No

Federal Awards

4. Internal control over compliance for major federal programs:
- Significant deficiency(ies) identified? Yes None reported
- Material weakness(es) identified? Yes No
5. Type of auditor's report issued on compliance for major federal programs:
- Unmodified Qualified Adverse Disclaimer
6. Any audit findings disclosed that are required to be reported by 2 CFR 200.516(a)?
- Yes No

**Southern Nevada Health District
 Schedule of Findings and Questioned Costs (Continued)
 Year Ended June 30, 2024**

DRAFT

7. Identification of major federal programs:

Assistance Listing Number(s)	Name of Federal Program or Cluster
21.027	COVID-19 — Coronavirus State and Local Fiscal Recovery Funds
93.217	Family Planning Services
93.323	COVID-19 — Epidemiology and Laboratory Capacity for Infectious Diseases (ELC)
93.391	COVID-19 — Activities to Support State, Tribal, Local and Territorial (STLT) Health Department Response to Public Health or Healthcare Crises
93.967	Centers for Disease Control and Prevention Collaboration with Academia to Strengthen Public Health

8. Dollar threshold used to distinguish between Type A and Type B programs: \$1,705,784.

9. Auditee qualified as a low-risk auditee?

Yes No

Section II – Financial Statement Findings

Reference Number	Finding
	No matters are reportable.

Section III – Federal Award Findings and Questioned Costs

Reference Number	Finding
	No matters are reportable.

**Southern Nevada Health District
Summary Schedule of Prior Audit Findings
Year Ended June 30, 2024**

DRAFT

Reference Number	Finding
-----------------------------	----------------

No matters are reportable.

Questions?

The information set forth in this presentation contains the analysis and conclusions of the author(s) based upon his/her/their research and analysis of industry information and legal authorities. Such analysis and conclusions should not be deemed opinions or conclusions by Forvis Mazars or the author(s) as to any individual situation as situations are fact-specific. The reader should perform their own analysis and form their own conclusions regarding any specific situation. Further, the author(s)' conclusions may be revised without notice with or without changes in industry information and legal authorities.

© 2024 Forvis Mazars, LLP. All rights reserved.

MOTION

Motion to Accept the Annual Comprehensive Financial Audit Report and Single Audit Report from FORVIS MAZARS LLP, as presented.



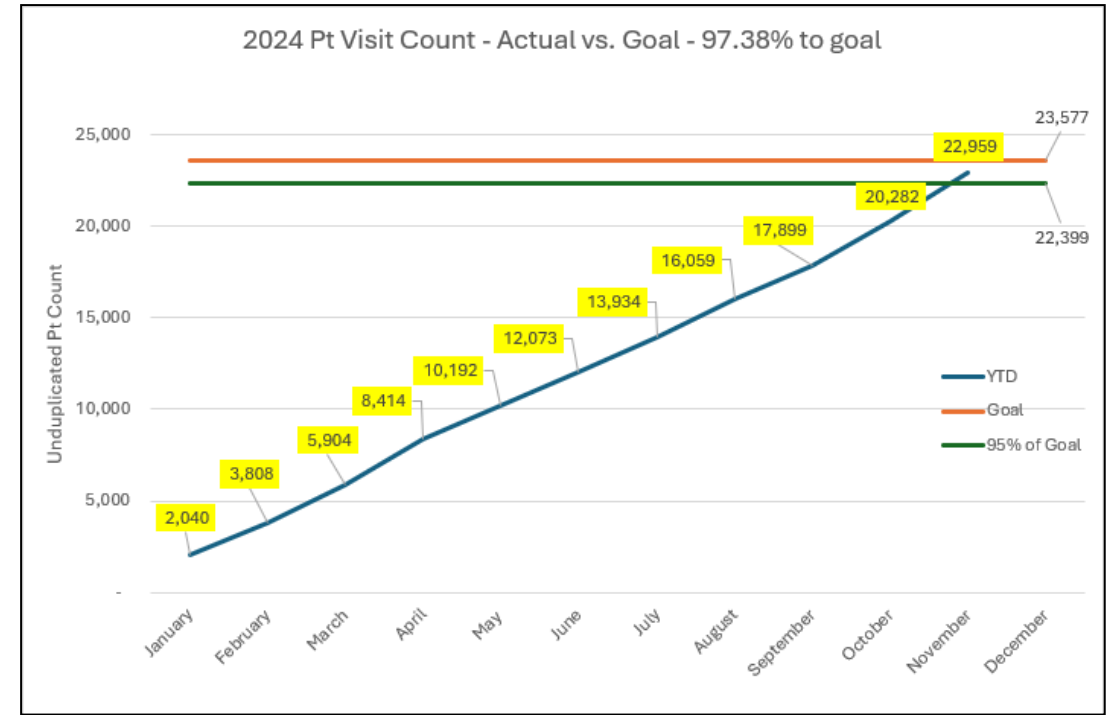
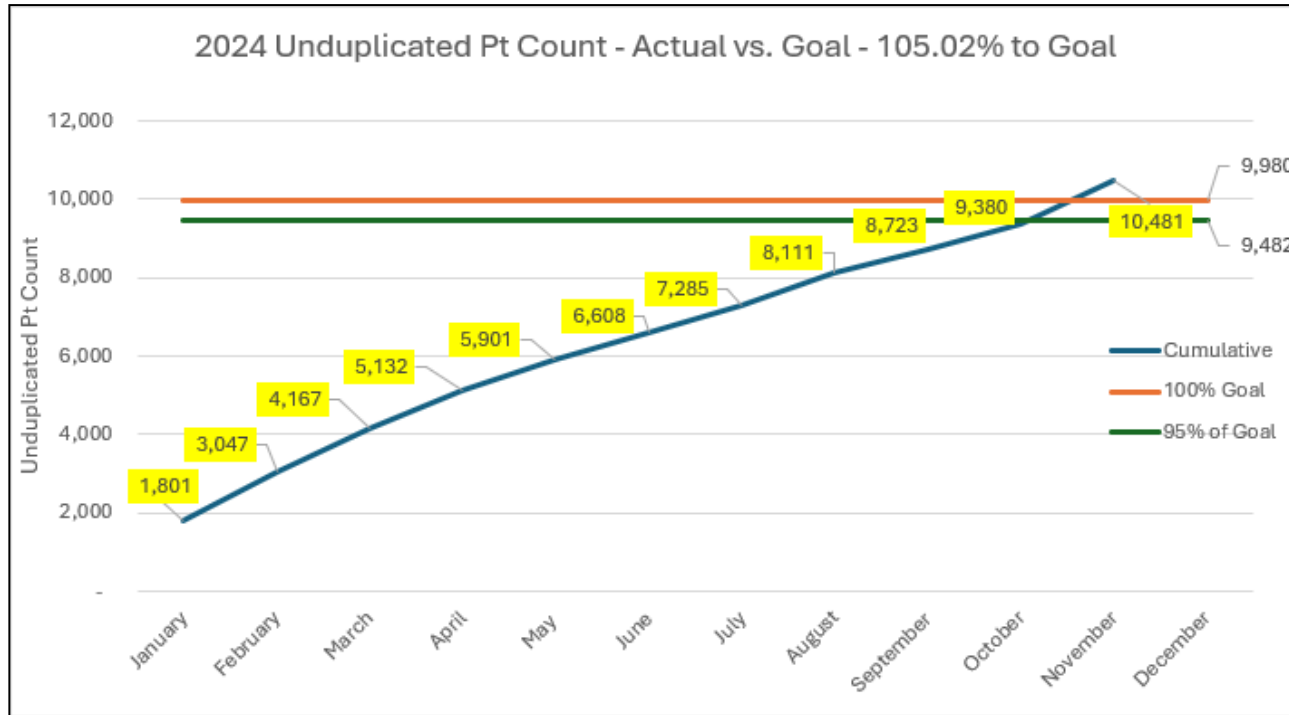
VII. BOARD REPORTS

The Southern Nevada Community Health Center Governing Board members may identify and comment on Health Center related issues or ask a question for clarification. Comments made by individual Board members during this portion of the agenda will not be acted upon by the Southern Nevada Community Health Center Governing Board unless that subject is on the agenda and scheduled for action. (Information Only)

VIII. CEO COMMENTS & STAFF REPORTS

RANDY SMITH, CHIEF EXECUTIVE OFFICER - FQHC

Unduplicated Patients & Visit Count





Reminders

- Nevada Medicaid Re-validation
 - Board member information needed (DoB, SSN)
- Conflict of Interest – Disclosure Form

HRSA Operational Site Visit (OSV)

- ***Occurs every three years, SNCHC's last OSV was conducted virtually in June 2022***
- Three-day on-site visit: Tuesday, February 25th – Thursday, February 27th
 - Administration, Clinical, Finance, Governance
 - HRSA representative
- Six-week pre-visit phone call (week of 1/13/25) – Timing of board meeting
- Two weeks prior to visit – documents submitted
 - 2/25/25 – Last opportunity to submit documents
- Opportunities for board involvement:
 - Day 1 – Entrance Meeting (morning), **Day 2 – Meeting with Board (lunch time)**, Day 3 – Exit Meeting (late morning/early afternoon)
- Compliance Resolution Opportunity (CRO) – 14 calendars from receipt of EHB task to submit a response to HRSA addressing areas of non-compliance.
 - Depending on timing, an additional off schedule board meeting may be needed to approve submission items (e.g., a new/revised policy)

IX. INFORMATIONAL ITEMS

Nothing to report.

X. SECOND PUBLIC COMMENT

A period devoted to comments by the general public, if any, and discussion of those comments, about matters relevant to the Board's jurisdiction will be held. Comments will be limited to five (5) minutes per speaker. **Please clearly state and spell your name for the record.** If any member of the Board wishes to extend the length of a presentation, this may be done by the Chair or the Board by majority vote.





SOUTHERN NEVADA
Community
HEALTH CENTER

AT THE SOUTHERN NEVADA HEALTH DISTRICT

XI. ADJOURNMENT

THANK YOU.