



Financial Report

Results as of September 30, 2023

All Funds/Divisions

| Activity | Budget as of September | Actual as of September | Variance | % |
|--------------------------------------|------------------------|------------------------|------------------|-------------|
| Charges for Services | 4,955,119 | 5,893,304 | 938,185 | 19% |
| Other | 128,334 | 208,906 | 80,572 | 63% |
| Federal Revenue | 1,251,119 | 789,870 | (461,250) | -37% |
| Other Grant Revenue | 45,258 | 8,600 | (36,659) | -81% |
| Pass-Thru Revenue | 577,748 | 676,231 | 98,484 | 17% |
| State Revenue | 130,767 | 5,230 | (125,537) | -96% |
| Total FQHC Revenue | 7,088,345 | 7,582,141 | 493,796 | 7% |
| Salaries | 2,296,738 | 1,975,620 | (321,118) | -14% |
| Taxes & Fringe Benefits | 1,017,711 | 892,076 | (125,635) | -12% |
| Travel & Training | 23,642 | 4,371 | (19,271) | -82% |
| Total Salaries & Benefits | 3,338,090 | 2,872,067 | (466,023) | -14% |
| Supplies | 3,275,674 | 4,347,201 | 1,071,527 | 33% |
| Capital Outlay | 2,500 | 6,993 | 4,493 | 180% |
| Contractual | 555,511 | 239,351 | (316,160) | -57% |
| Total Other Operating | 3,833,685 | 4,593,546 | 759,860 | 20% |
| Indirect Costs/Cost Allocations | 1,688,743 | 1,819,152 | 130,409 | 8% |
| Transfers IN | (354,938) | (149,697) | 205,241 | -58% |
| Transfers OUT | 343,401 | 149,697 | (193,704) | -56% |
| Total Transfers | 1,677,206 | 1,819,152 | 141,947 | 8% |
| Net Position | (1,760,636) | (1,702,624) | 58,012 | -3% |

1

2

3

4

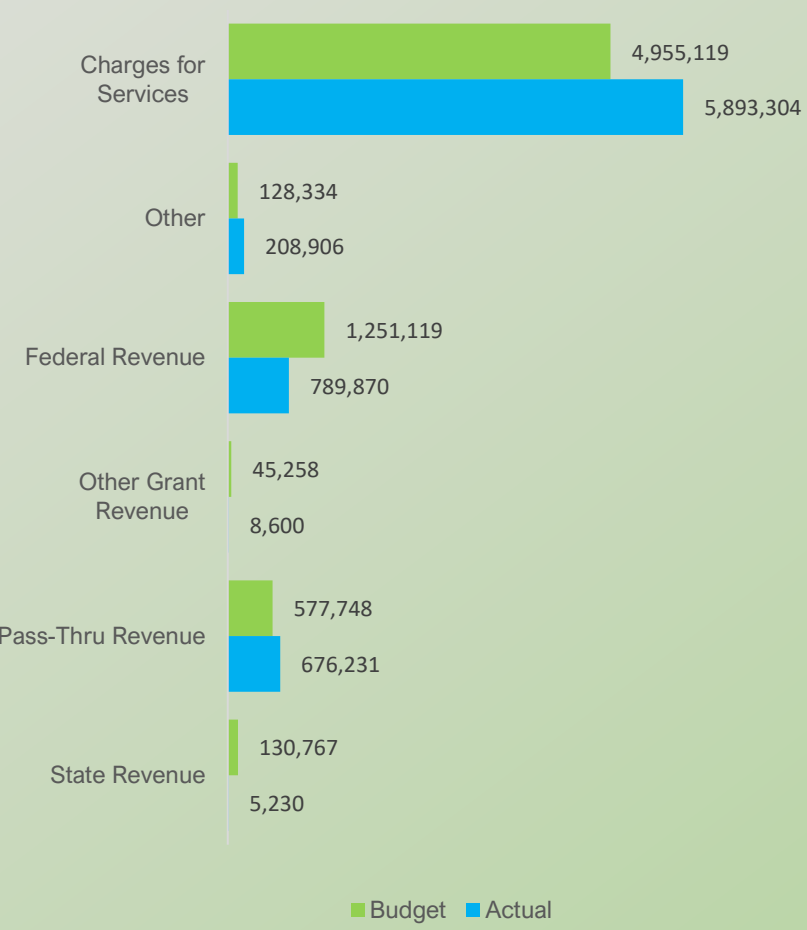
5

NOTES:

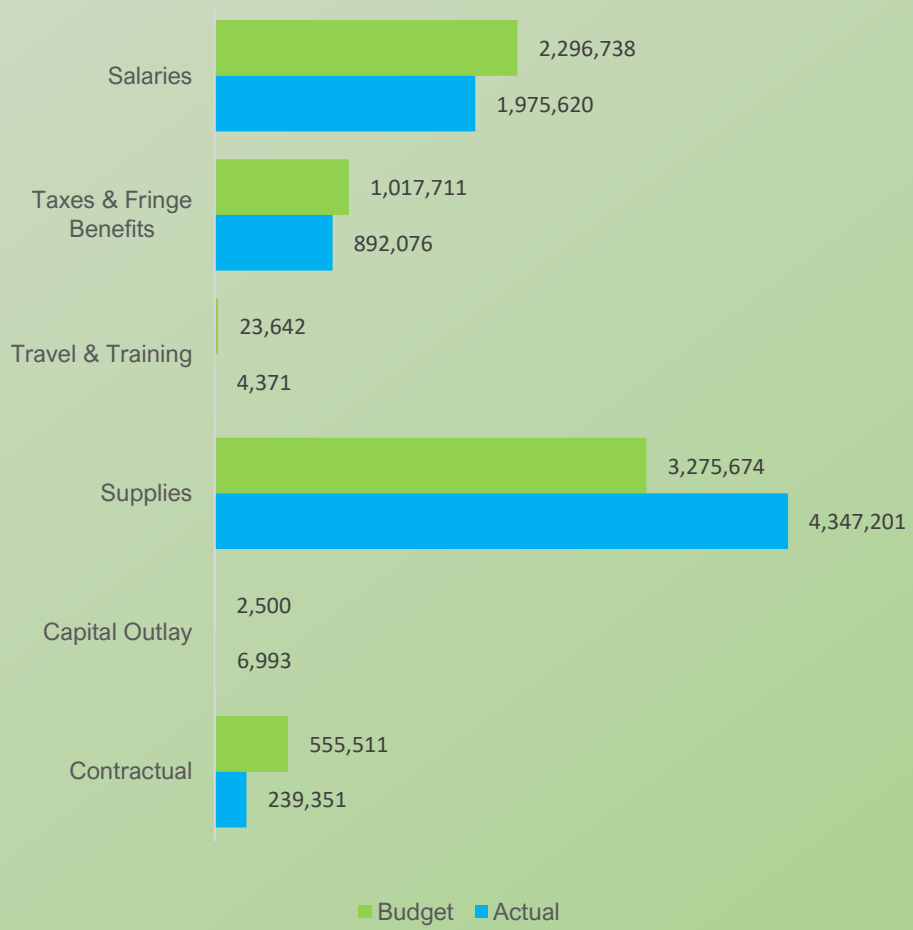
- 1) WRAP REVENUE FROM STATE POSTED TO ADMINISTRATION "OTHER REVENUE" CATEGORY SINCE IT IS NOT BROKEN DOWN BY PROGRAM/CLAIM.
- 2) GRANT REVENUE IS LAGGING BUDGET EXPECTATIONS DUE TO DELAYED NOTICES OF AWARDS PREVENTING SUBMISSION OF REQUESTS FOR REIMBURSEMENT.
- 3) EMPLOYMENT BUDGET INCLUDES ANTICIPATED FY24 HIRING OF MULTIPLE POSITIONS (MEDICAL DIRECTOR, PHARMACIST, PHARMACY TECHNICIAN) WHICH WERE NOT FILLED AS OF SEPTEMBER 2023.
- 4) PHARMACY MEDICATIONS CONTINUE TO DRIVE INCREASED SUPPLIES EXPENSE DUE TO INCREASED PATIENT ENCOUNTERS AND MEDICATION INFLATION.
- 5) SIGNIFICANT BUDGETED CONTRACTS FOR THE YEAR HAVE NOT BEGUN AS OF SEPTEMBER 2023.

Revenues & Expenses

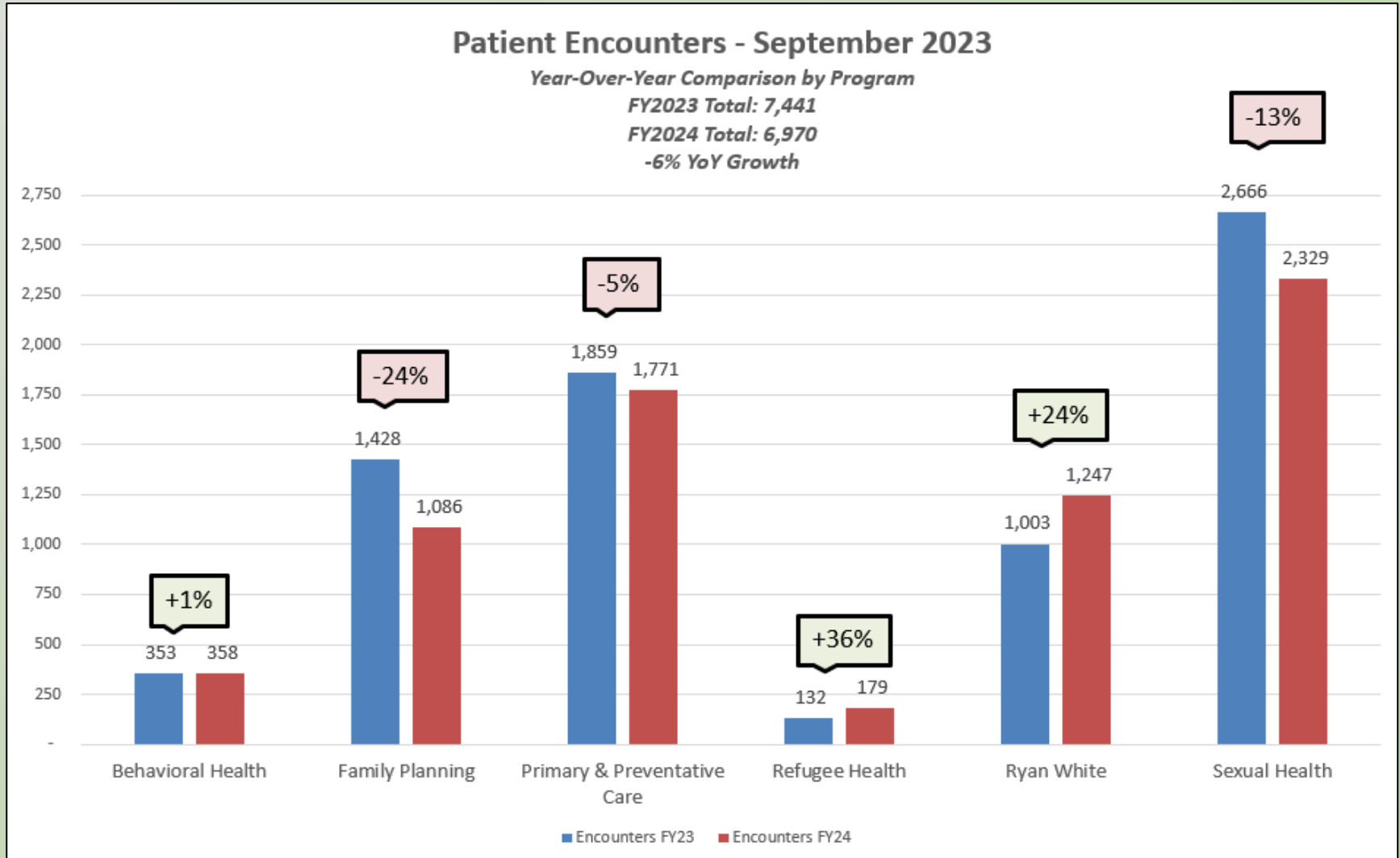
FQHC Total Revenue by Type



FQHC Total Expense by Type



Patients Encounters by Department



NOTE: SEXUAL HEALTH WAS MOVED TO FQHC IN JULY 2023 (FISCAL YEAR 2024). PRIOR YEAR DATA IS ACTIVITY FROM DEPARTMENT WHILE UNDER SNHD PRIMARY AND PREVENTATIVE CARE.

Patients Encounters by Clinic

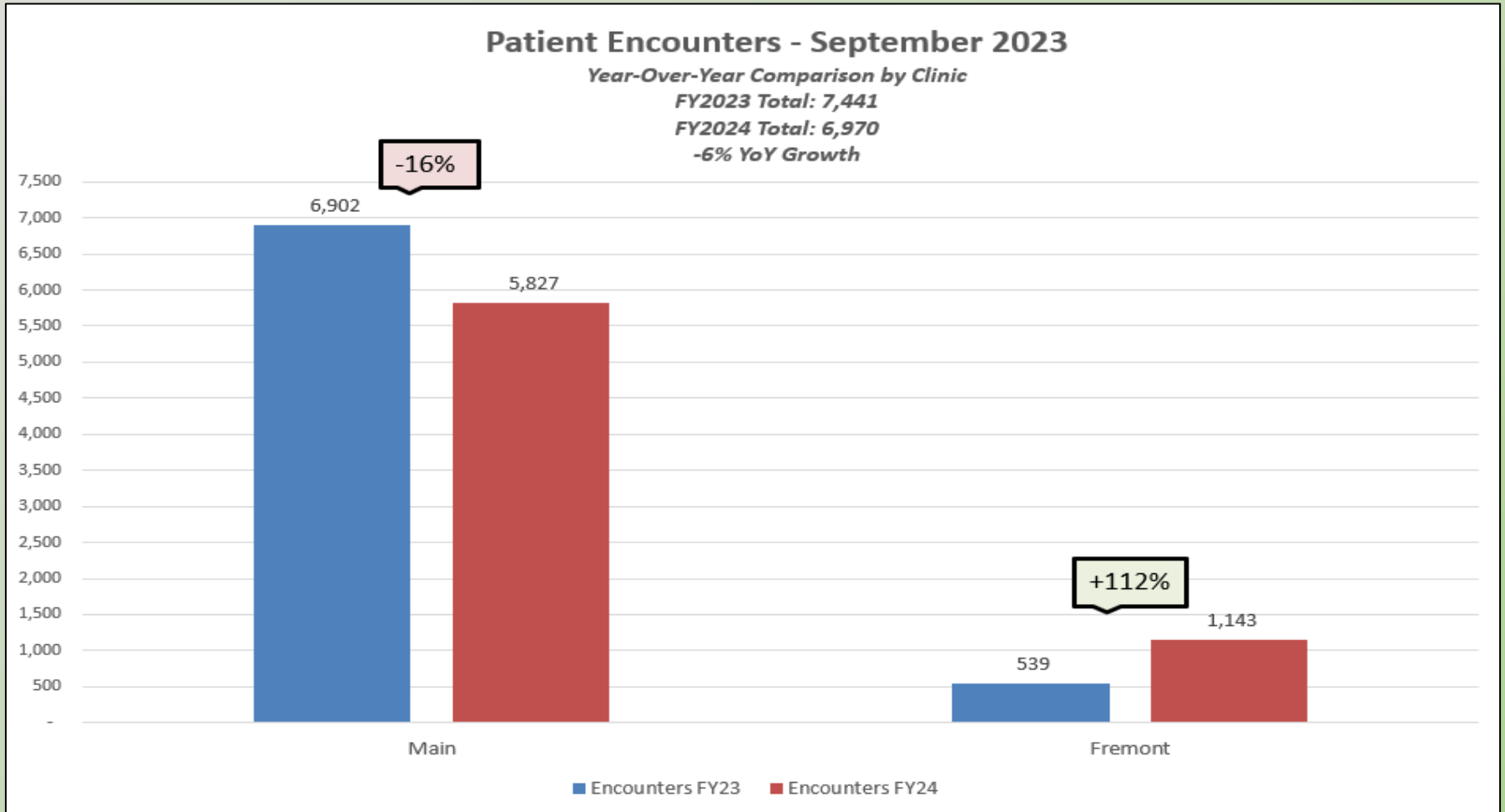
Patient Encounters - September 2023

Year-Over-Year Comparison by Clinic

FY2023 Total: 7,441

FY2024 Total: 6,970

-6% YoY Growth



NOTE: FREMONT CLINIC OPENED ON AUGUST 30TH, 2022.

Revenue by Department

| Department | Budget as of September | Actual as of September | Variance | % |
|--------------------------------------|------------------------|------------------------|------------------|-------------|
| Charges for Services (+ Wrap) | | | | |
| Family Planning | 113,698 | 123,024 | 9,326 | 8% |
| Pharmacy | 3,721,913 | 5,196,255 | 1,474,341 | 40% |
| Oral Health (Dental) | 37,228 | - | (37,228) | -100% |
| Primary Care | 492,065 | 107,146 | (384,919) | -78% |
| Ryan White | 102,382 | 108,835 | 6,453 | 6% |
| Refugee Health | 31,784 | 19,329 | (12,454) | -39% |
| Behavioral Health | 129,879 | 42,491 | (87,388) | -67% |
| Administration | 125,329 | 208,906 | 83,577 | 67% |
| Sexual Health | 329,174 | 296,224 | (32,950) | -10% |
| OPERATING REVENUE | 5,083,454 | 6,102,211 | 1,018,757 | 20% |
| Grants | | | | |
| Family Planning | 559,957 | 436,814 | (123,143) | -22% |
| Pharmacy | - | - | - | 0% |
| Oral Health (Dental) | - | - | - | 0% |
| Primary Care | 836,961 | 310,233 | (526,728) | -63% |
| Ryan White | 537,444 | 673,628 | 136,185 | 25% |
| Refugee Health | 63,417 | 42,625 | (20,792) | -33% |
| Behavioral Health | - | - | - | 0% |
| Sexual Health | 7,114 | 16,630 | 9,516 | 134% |
| SPECIAL REVENUE | 2,004,892 | 1,479,930 | (524,962) | -26% |
| TOTAL REVENUE | 7,088,345 | 7,582,141 | 493,796 | 7% |

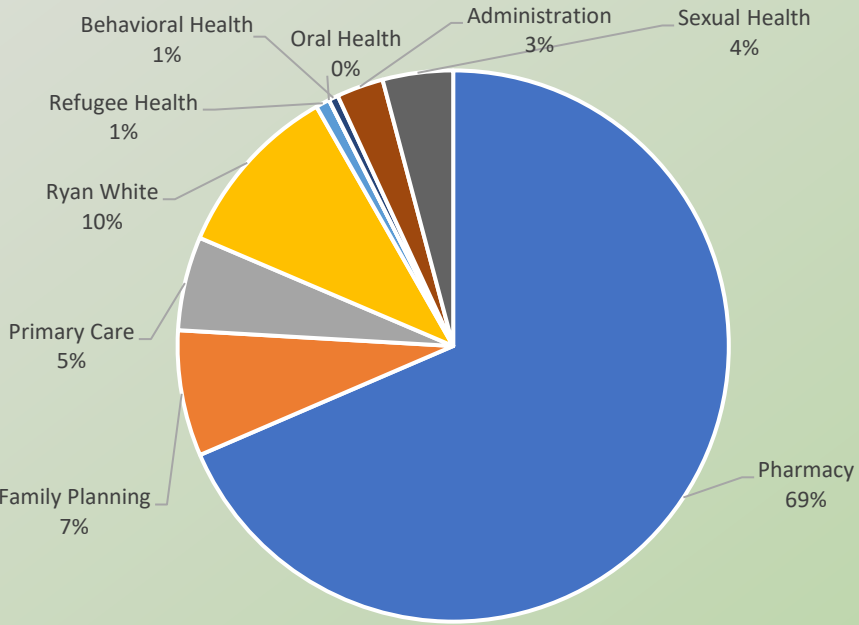
NOTES:

- 1) ADDITIONAL PATIENT ENCOUNTERS ARE DRIVING MORE REVENUE AND REIMBURSABLE EXPENSES VIA THE PHARMACY.
- 2) SERVICES NOT YET OPERATIONAL IN SEPTEMBER 2023.
- 3) PATIENT VOLUME LAGGING EXPECTATIONS DUE TO OPEN POSITIONS LIMITING CAPACITY.
- 4) PATIENT VOLUME LAGGING EXPECTATIONS DUE TO LESS-THAN-EXPECTED DEMAND.
- 5) WRAP REVENUE FROM STATE POSTED TO ADMINISTRATION "OTHER REVENUE" CATEGORY SINCE IT IS NOT BROKEN DOWN BY PROGRAM/CLAIM.
- 6) GRANT REVENUES ARE TRAILING BUDGET DUE TO PENDING ONBOARDING OF GRANT-FUNDED POSITIONS AND ASSOCIATED REVENUE AND REIMBURSABLE EXPENSES.
- 7) NO BUDGETED GRANT ACTIVITY FOR FY 2024.

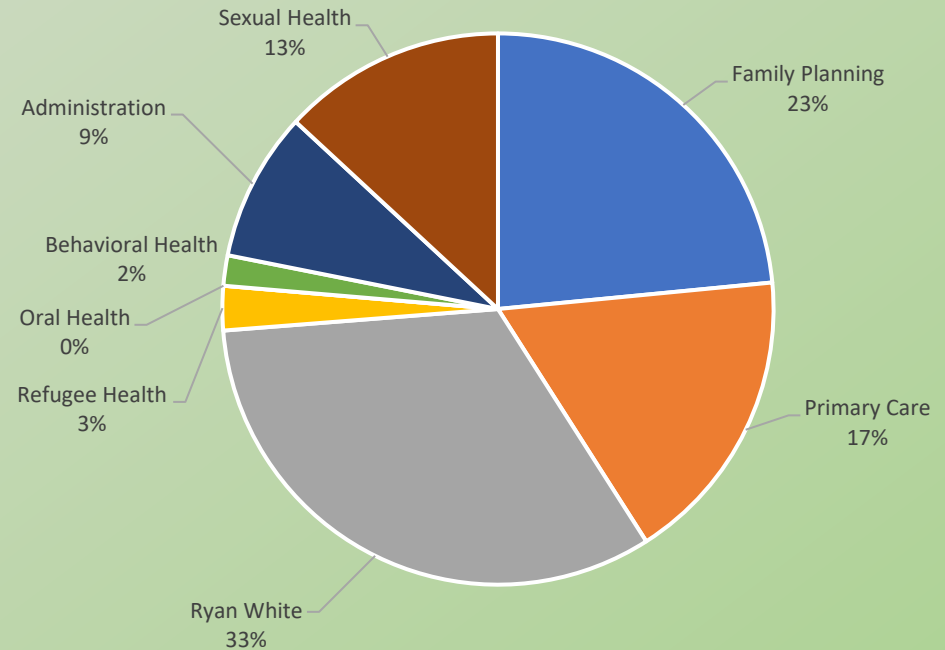
Revenue by Department

(With and without Pharmacy)

Total FQHC Revenue



Total FQHC Revenue (w/o Pharmacy)



Expenses by Department

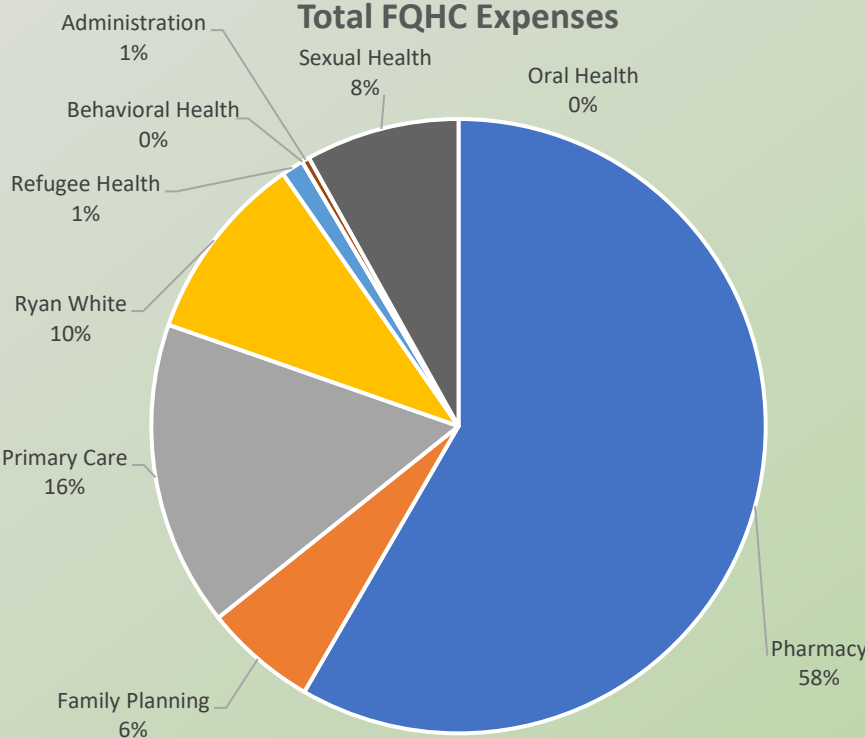
| Department | Budget as of September | Actual as of September | Variance | % |
|---|------------------------|------------------------|------------------|-------------|
| Employment (Salaries, Taxes, Fringe) | | | | |
| Family Planning | 471,829 | 404,921 | (66,909) | -14% |
| Pharmacy | 134,722 | 72,726 | (61,996) | -46% |
| Oral Health (Dental) | - | - | - | 0% |
| Primary Care | 1,319,852 | 1,058,318 | (261,534) | -20% |
| Ryan White | 617,259 | 675,445 | 58,186 | 9% |
| Refugee Health | 44,726 | 74,002 | 29,276 | 65% |
| Behavioral Health | 83,794 | - | (83,794) | -100% |
| Administration | 56,780 | 25,686 | (31,094) | -55% |
| Sexual Health | 585,486 | 556,599 | (28,887) | -5% |
| Total Personnel Costs | 3,314,449 | 2,867,696 | (446,752) | -13% |
| Other (Supplies, Contractual, Capital, etc.) | | | | |
| Family Planning | 153,253 | 37,174 | (116,080) | -76% |
| Pharmacy | 2,973,439 | 4,284,782 | 1,311,344 | 44% |
| Oral Health (Dental) | 13,803 | - | (13,803) | -100% |
| Primary Care | 527,204 | 140,967 | (386,237) | -73% |
| Ryan White | 71,581 | 69,082 | (2,499) | -3% |
| Refugee Health | 43,666 | 13,920 | (29,746) | -68% |
| Behavioral Health | 3,150 | - | (3,150) | -100% |
| Administration | 20,259 | 4,393 | (15,866) | -78% |
| Sexual Health | 50,973 | 47,599 | (3,374) | -7% |
| Total Other Expenses | 3,857,327 | 4,597,916 | 740,590 | 19% |
| Total Operating Expenses | 7,171,776 | 7,465,613 | 293,837 | 4% |
| Indirect Costs/Cost Allocations | 1,688,743 | 1,819,152 | 130,409 | 8% |
| Transfers IN | (354,938) | (149,697) | 205,241 | -58% |
| Transfers OUT | 343,401 | 149,697 | (193,704) | -56% |
| Total Transfers & Allocations | 1,677,206 | 1,819,152 | 141,947 | 8% |
| TOTAL EXPENSES | 8,848,981 | 9,284,765 | 435,784 | 5% |

- NOTES:
- 1) EXPENSES ARE TRAILING BUDGETED EXPECTATIONS DUE TO ANTICIPATED GRANT-FUNDED, REIMBURSABLE EXPENSES NOT YET SPENT/OPERATIONALIZED.
 - 2) SERVICES NOT YET OPERATIONAL IN SEPTEMBER 2023.
 - 3) PHARMACY MEDICATIONS CONTINUE TO DRIVE INCREASED SUPPLIES EXPENSE DUE TO INCREASED PATIENT ENCOUNTERS AND MEDICATION INFLATION.
 - 4) GRANT-FUNDED EXPENSES NOT YET RECORDED DUE TO PENDING BUDGET REALLOCATION BETWEEN SHND PRIMARY CARE AND FQHC.

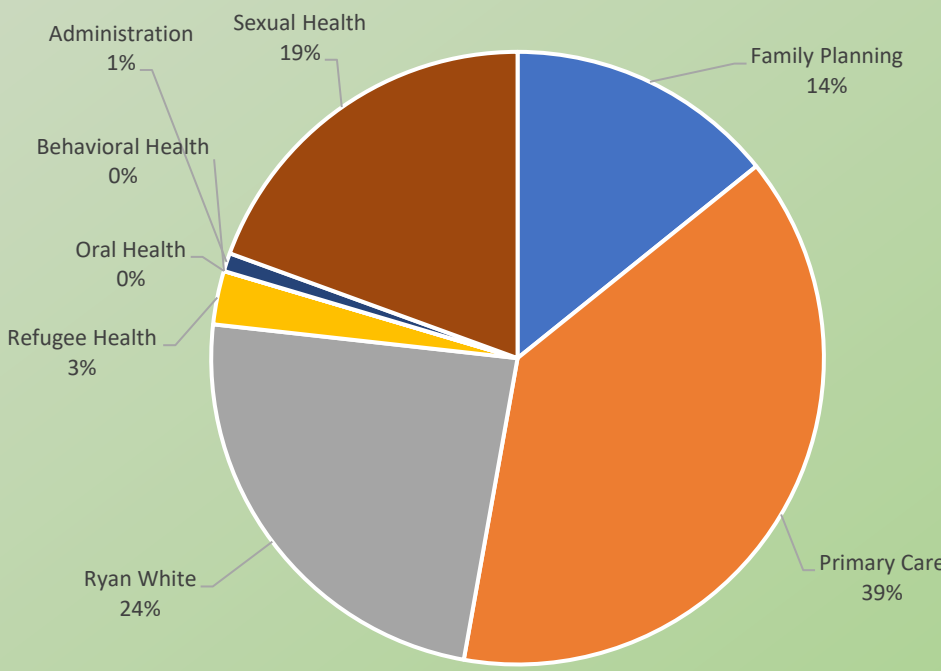
Expenses by Department

(With and Without Pharmacy)

Total FQHC Expenses



Total FQHC Expenses (w/o Pharmacy)



Financial Report Categorization

| Statement Category – Revenue | Elements |
|------------------------------|--|
| Charges for Services | Fees received for medical services provided from patients, insurance companies, Medicare, and Medicaid. |
| Other | Medicaid MCO reimbursements (the wrap), administrative fees, and miscellaneous income (sale of fixed assets, payments on uncollectible charges, etc.). |
| Grants | Reimbursements for grant-funded operations via Local, State, Federal, and Pass-Through grants. |

| Statement Category – Expenses | Elements |
|-------------------------------|--|
| Salaries, Taxes, and Benefits | Salaries, overtime, stand-by pay, retirement, health insurance, long-term disability, life insurance, etc. |
| Travel and Training | Mileage reimbursement, training registrations, hotel, flights, rental cars, and meeting expenses pre-approved, job-specific training and professional development. |
| Supplies | Medical supplies, medications, vaccines, laboratory supplies, office supplies, building supplies, books and reference materials, etc. |
| Contractual | Temporary staffing for medical/patient/laboratory services, subrecipient expenses, dues/memberships, insurance premiums, advertising, and other professional services. |
| Property | Fixed assets (i.e. buildings, improvements, equipment, vehicles, computers, etc.) |
| Indirect/Cost Allocation | Indirect/administrative expenses for grant management and allocated costs for shared services (i.e. Executive leadership, finance, IT, facilities, security, etc.) |