



COVID-19 Trends

Clark County, Nevada

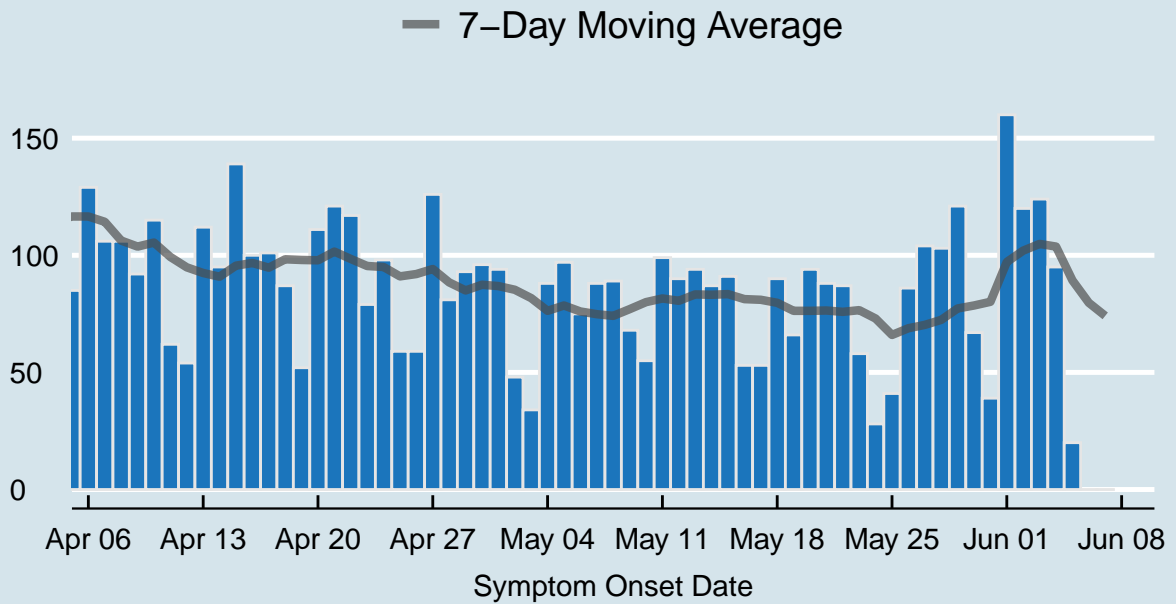
Document creation date: June 8, 2020

Technical Notes

- General notes: This report uses surveillance data collected by the Southern Nevada Health District. Due to delays related to laboratory processing, reporting, and case investigations, the most recent days' data is less complete than data from older time points. As many case investigations are ongoing, all data presented in this report are considered preliminary and subject to change. Data regarding cases, hospitalizations, deaths, and labs were last updated June 8 at 12:00 AM.
- Cases: Symptom onset date was used for aggregating cases. If symptom onset date was missing, the following dates were substituted in this order: diagnosis date, lab collection date, report date (date case was reported to SNHD), event creation date (date case was entered into TriSano, SNHD's surveillance system).
- Hospitalizations: Admission date was used for aggregating hospitalizations. If admission date was missing, report date was substituted. If a person had more than one hospitalization after their COVID-19 diagnosis, only the first admission date was used.
- Deaths: Date of death was used for aggregating deaths. If date of death was missing, report date was used.
- All graphs in this report show data from approximately 60 days prior to the date of the report.
- All tables show data from the last 14 days before the current date.
- For the "Proportion of People Receiving COVID-19 Viral Tests Who Have Positive Results" graph, one person who has multiple specimens collected in one day is only reported once. If any of that person's tests are positive, that person counts as a positive result. If all of that individual's tests are negative, that person counts as a negative result. Laboratory tests were included if they were a test assessing for the presence of SARS-CoV-2 viral RNA, for example PCR tests. Antibody tests were excluded. Because of the time delay from specimen collection to laboratory testing and reporting, data from the current and previous day are mostly incomplete and are not displayed. Data source: laboratory results were reported by laboratories, providers, or entered by SNHD surveillance staff manually.

COVID-19 Cases

Clark County, NV



Data source: SNHD Office of Epidemiology and Disease Surveillance

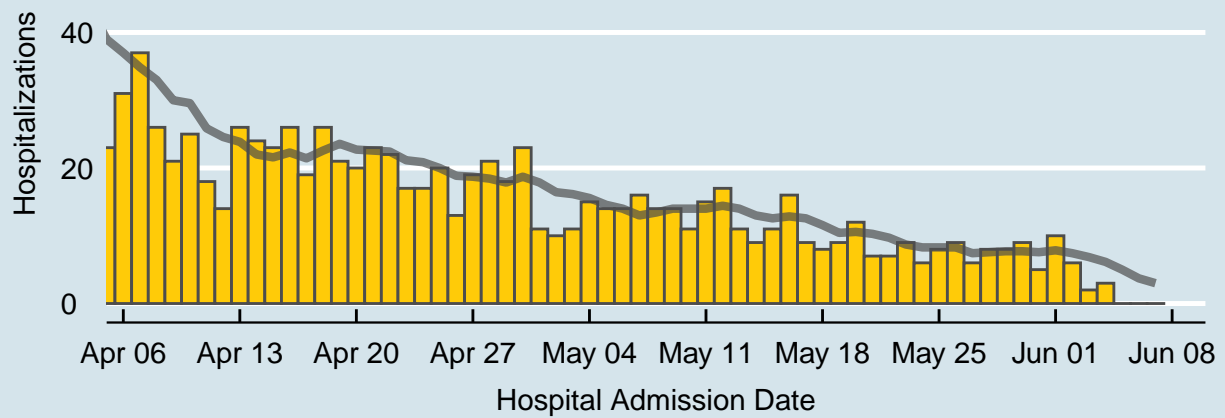
Table 1: COVID-19 Cases per Day, Clark County, NV

| Date | Cases per Day | 7-Day Moving Average |
|--------|---------------|----------------------|
| May 25 | 41 | 66.0 |
| May 26 | 86 | 68.9 |
| May 27 | 104 | 70.3 |
| May 28 | 103 | 72.4 |
| May 29 | 121 | 77.3 |
| May 30 | 67 | 78.6 |
| May 31 | 39 | 80.1 |
| Jun 01 | 160 | 97.1 |
| Jun 02 | 120 | 102.0 |
| Jun 03 | 124 | 104.9 |
| Jun 04 | 95 | 103.7 |
| Jun 05 | 20 | 89.3 |
| Jun 06 | 0 | 79.7 |
| Jun 07 | 0 | 74.1 |

COVID-19 Hospitalizations

Clark County, NV

— 7-Day Moving Average



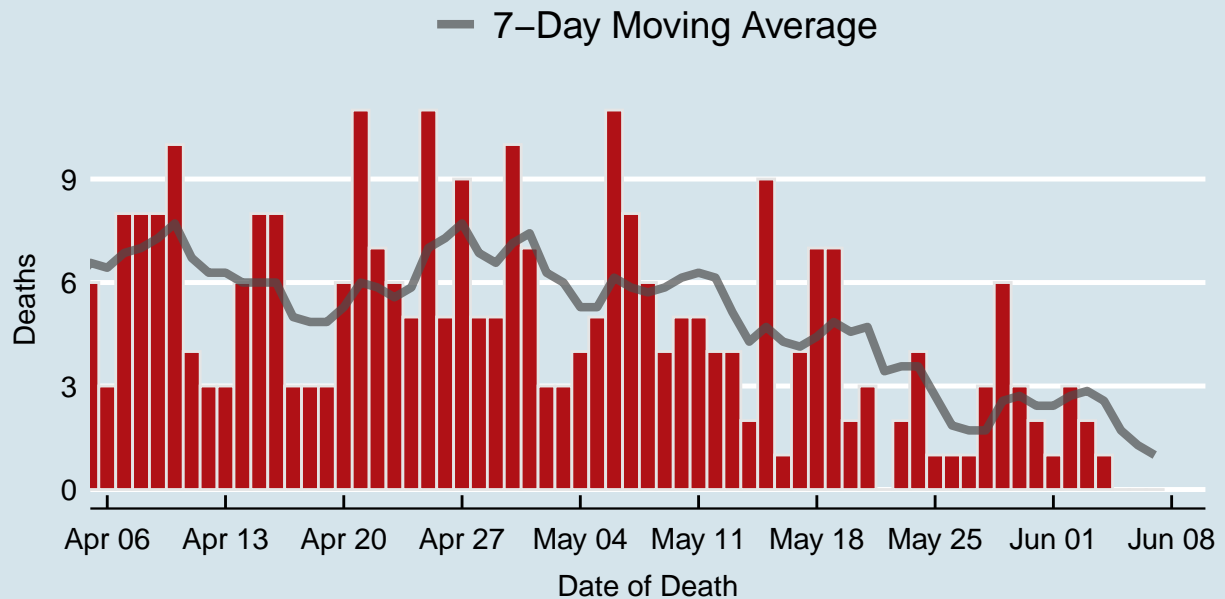
Data source: SNHD Office of Epidemiology and Disease Surveillance

Table 2: COVID-19 Hospitalizations per Day, Clark County, NV

| Date | Hospitalizations per Day | 7-Day Moving Average |
|--------|--------------------------|----------------------|
| May 25 | 8 | 8.3 |
| May 26 | 9 | 8.3 |
| May 27 | 6 | 7.4 |
| May 28 | 8 | 7.6 |
| May 29 | 8 | 7.7 |
| May 30 | 9 | 7.7 |
| May 31 | 5 | 7.6 |
| Jun 01 | 10 | 7.9 |
| Jun 02 | 6 | 7.4 |
| Jun 03 | 2 | 6.9 |
| Jun 04 | 3 | 6.1 |
| Jun 05 | 0 | 5.0 |
| Jun 06 | 0 | 3.7 |
| Jun 07 | 0 | 3.0 |

COVID-19 Deaths

Clark County, NV



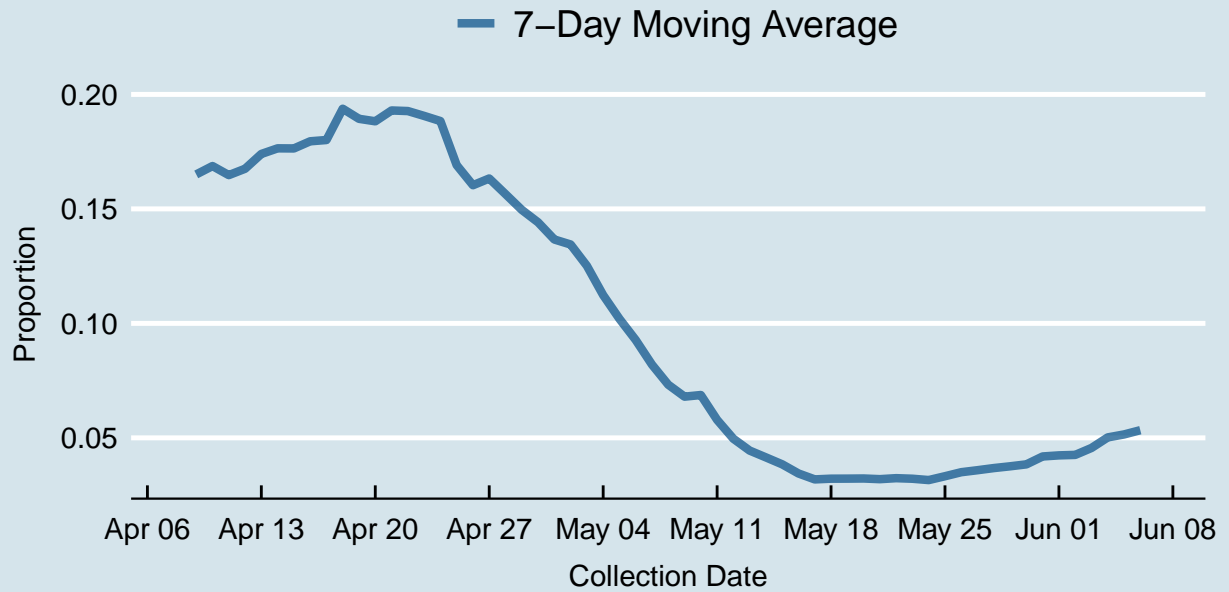
Data source: SNHD Office of Epidemiology and Disease Surveillance

Table 3: COVID-19 Deaths per Day, Clark County, NV

| Date | Deaths per Day | 7-Day Moving Average |
|--------|----------------|----------------------|
| May 25 | 1 | 2.7 |
| May 26 | 1 | 1.9 |
| May 27 | 1 | 1.7 |
| May 28 | 3 | 1.7 |
| May 29 | 6 | 2.6 |
| May 30 | 3 | 2.7 |
| May 31 | 2 | 2.4 |
| Jun 01 | 1 | 2.4 |
| Jun 02 | 3 | 2.7 |
| Jun 03 | 2 | 2.9 |
| Jun 04 | 1 | 2.6 |
| Jun 05 | 0 | 1.7 |
| Jun 06 | 0 | 1.3 |
| Jun 07 | 0 | 1.0 |

Proportion of People Receiving COVID-19 Viral Tests Who Have Positive Results

Clark County, NV





Report prepared by: Vit Kraushaar, MD, MPH, Kellie Watkins, PhD, MS (Office of Epidemiology and Disease Surveillance) and Lei Zhang, MS (Office of Informatics)