

THE SOUTHERN NEVADA HEALTH DISTRICT'S DRUG OVERDOSE SURVEILLANCE SNAPSHOT

A MONTHLY OVERVIEW OF DRUG
OVERDOSES IN CLARK COUNTY, NV

APRIL 2024

Brandon Delise
Sr. Epidemiologist
Office of Epidemiology and Public Health Informatics
Southern Nevada Health District

Contents

Data Sources.....	3
1. Monthly Overview of Overdose Death Counts.....	4
1.A. Heat Map of Drug Overdoses Involving Any Drug Among Clark County Residents by Residential Location Over the Past 12 Months (February 2023 to January 2024)	4
1.B. Overdose Counts Involving Any Drug Among Clark County Residents During the Past 12 Months (February 2023-January 2024).....	5
1.C. Overdose Counts Involving Any Opioid Among Clark County Residents During the Past 12 Months (February 2023-January 2024)	6
1.D. Overdose Counts Involving Fentanyl Among Clark County Residents During the Past 12 Months (February 2023-January 2024).....	7
1.E. Overdose Counts Involving Methamphetamine Among Clark County Residents During the Past 12 Months (February 2023-January 2024)	8
2. Monthly Overview of Non-Fatal Opioid Overdose Counts.....	9
2.A. Heat Map of Non-Fatal Overdoses Involving Any Opioid by Injury Location Code Among Clark County Residents During the Past 12.....	9
2.B. Non-Fatal Overdose Counts Involving Any Opioid Among Clark County Residents During the Past 12 Months (February 2023-January 2024)	10
3. Monthly Overview of Naloxone Distributions & Administrations.....	11

DRUG OVERDOSE SURVEILLANCE SNAPSHOT



Data Sources

Fatal Drug Overdose Indicators

Electronic Death Registry System

Southern Nevada Health District's Office of Vital Records Electronic Death Registry System (EDRS) is a web application for filing death records in Nevada. The EDRS finalized counts for each month may take up to three months or more to be confirmed due to the necessary time required for death record finalization.

Non-Fatal Drug Overdose Indicators

ESO

ESO is a program that captures EMS data and links it with outcome data at hospitals.

Naloxone Indicators

Naloxone Distributions & Administrations

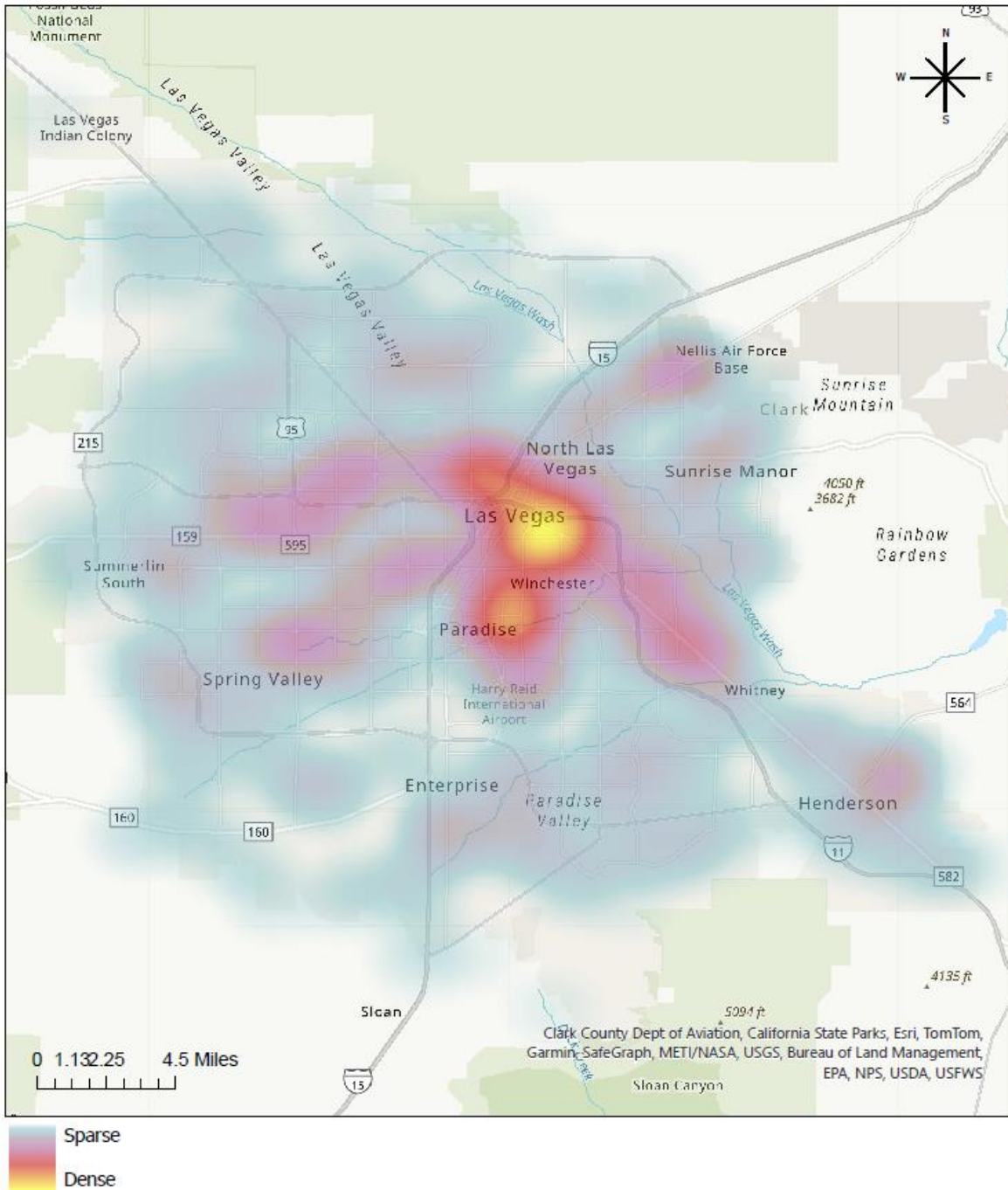
SNHD trains first responders and members of other key community sectors how to administer naloxone for a suspected opioid overdose. SNHD's naloxone program continually collects the number of naloxone doses distributed and administered.

DRUG OVERDOSE SURVEILLANCE SNAPSHOT

1. Monthly Overview of Overdose Death Counts

1.A. Heat Map of Drug Overdoses Involving **Any Drug** Among Clark County Residents by Residential Location Over the Past 12 Months (February 2023 to January 2024)

Over the past 12 months, there were clusters of fatal overdoses (all substances) located downtown, the UNLV area, and Boulder Highway.



Data Source: Electronic Death Registry System.

Note: Counts less than 5 have been suppressed to protect confidentiality and safeguard protected health information.

DRUG OVERDOSE SURVEILLANCE SNAPSHOT



1.B. Overdose Counts Involving **Any Drug** Among Clark County Residents During the Past 12 Months (February 2023-January 2024)

Over the past 12 months, there were fluctuations with the overdose deaths involving any substance. July and August registered the highest frequency of drug overdose deaths, while December recorded the lowest. The majority of deaths occurred among men, people who are White, and people who are non-Hispanic.

Figure 1: Monthly Counts of Overdose Deaths Involving **Any Drug** Among Clark County Residents During The Past 12 Months

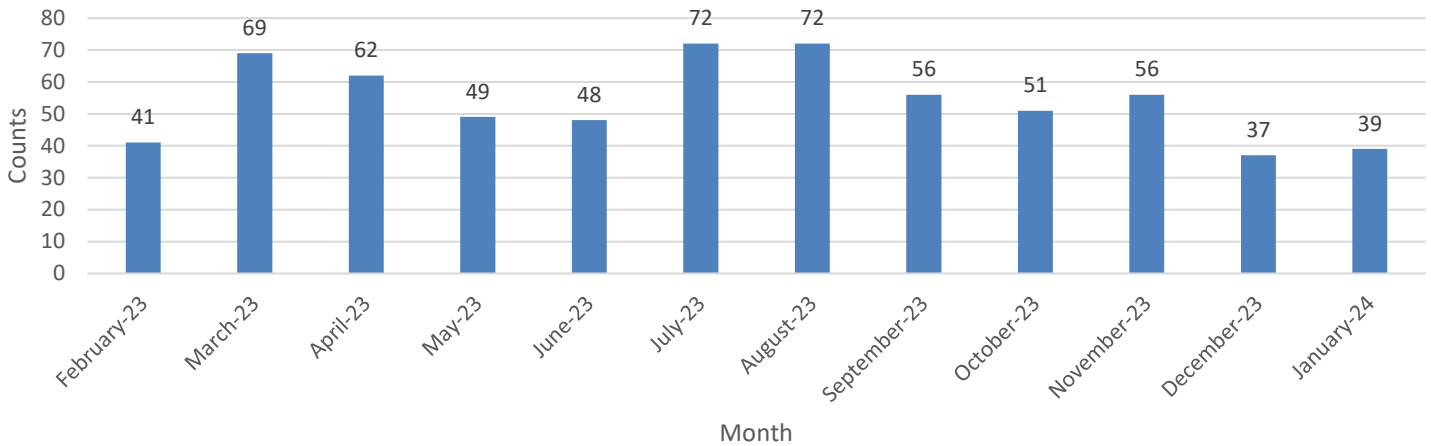


Figure 2: Percentage of Overdose Deaths Involving **Any Drug** Among Clark County Residents by Gender During The Past 12 Months

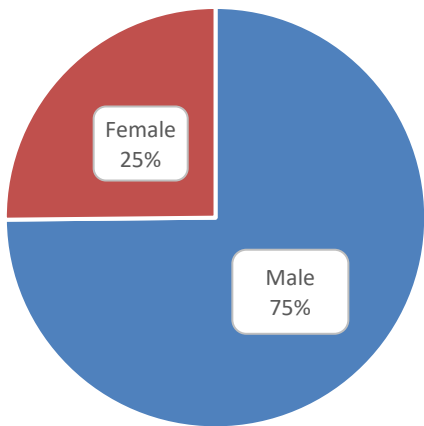


Figure 3: Percentage of Overdose Deaths Involving **Any Drug** Among Clark County Residents by Race During The Past 12 Months

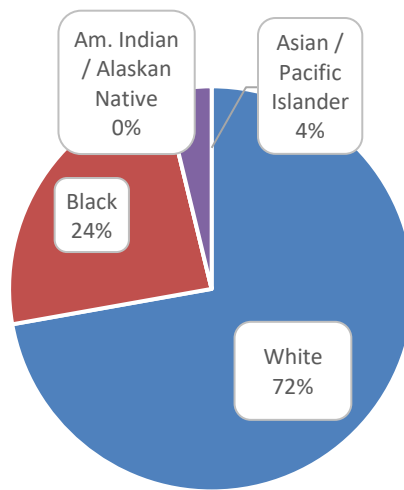
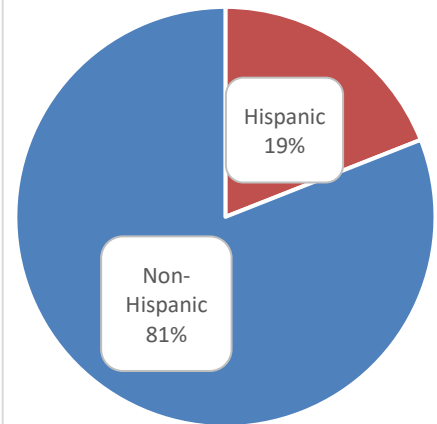


Figure 4: Percentage of Overdose Deaths Involving **Any Drug** Among Clark County Residents by Ethnicity During The Past 12 Months



Data Source: Electronic Death Registry System.

Note: Counts less than 5 have been suppressed to protect confidentiality and safeguard protected health information.

DRUG OVERDOSE SURVEILLANCE SNAPSHOT



1.C. Overdose Counts Involving **Any Opioid** Among Clark County Residents During the Past 12 Months (February 2023-January 2024)

Over the past 12 months, there were fluctuations with the overdose deaths involving any opioid. August saw the highest numbers of fatalities due to drug overdoses involving any opioid, contrasting with February, which documented the lowest fatalities. The majority of deaths occurred among men, people who are White, and people who are non-Hispanic.

Figure 1: Monthly Counts of Overdose Deaths Involving **Any Opioid** Among Clark County Residents During The Past 12 Months

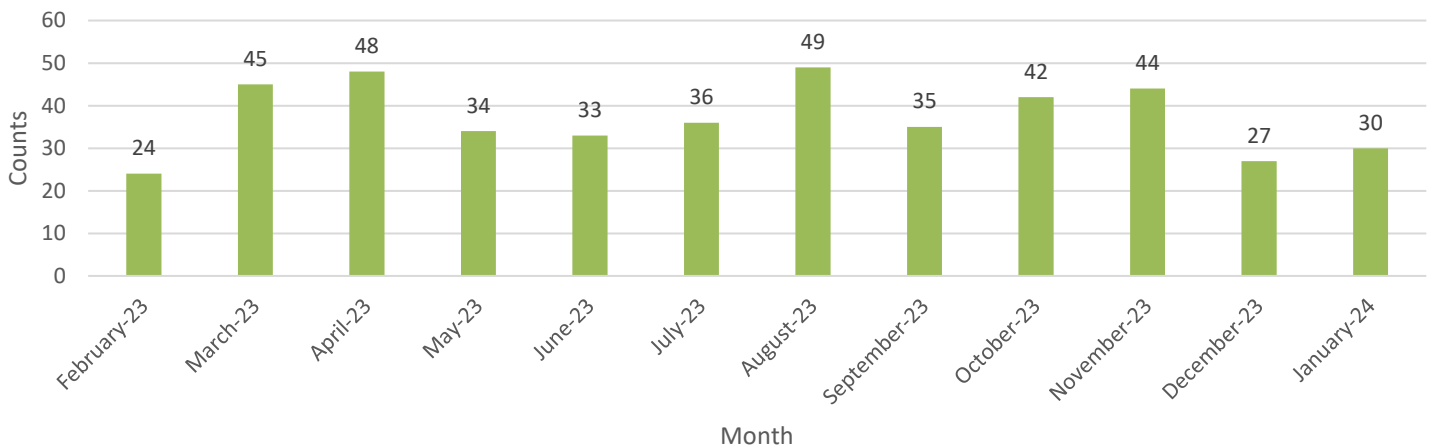


Figure 2: Percentage of Overdose Deaths Involving **Any Opioid** Among Clark County Residents by Gender During The Past 12 Months

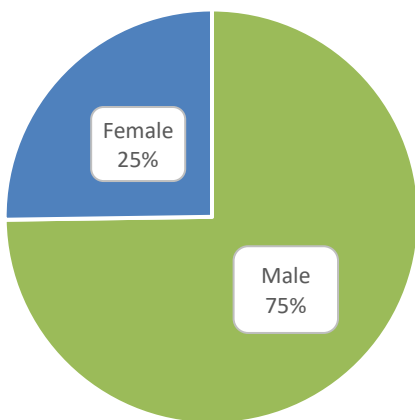


Figure 3: Percentage of Overdose Deaths Involving **Any Opioid** Among Clark County Residents by Race During The Past 12 Months

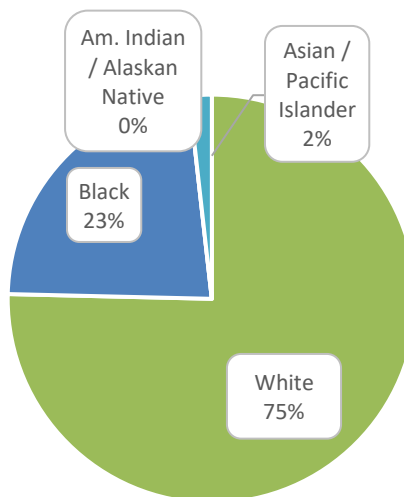
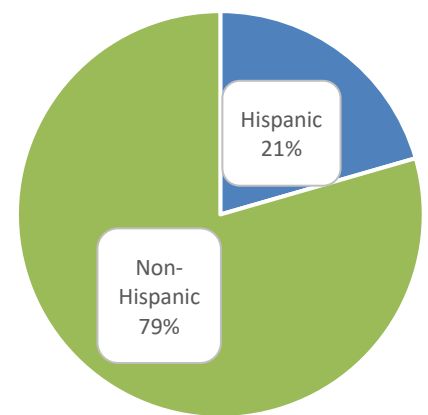


Figure 4: Percentage of Overdose Deaths Involving **Any Opioid** Among Clark County Residents by Ethnicity During The Past 12 Months



Data Source: Electronic Death Registry System.

Note: Counts less than 5 have been suppressed to protect confidentiality and safeguard protected health information.

DRUG OVERDOSE SURVEILLANCE SNAPSHOT



1.D. Overdose Counts Involving **Fentanyl** Among Clark County Residents During the Past 12 Months (February 2023-January 2024)

Over the past 12 months, there were fluctuations with the overdose deaths involving fentanyl. August registered the highest frequency of drug overdose deaths, while February recorded the lowest. The majority of deaths occurred among men, people who are White, and people who are non-Hispanic.

Figure 1: Monthly Counts of Overdose Deaths Involving **Fentanyl** Among Clark County Residents During The Past 12 Months

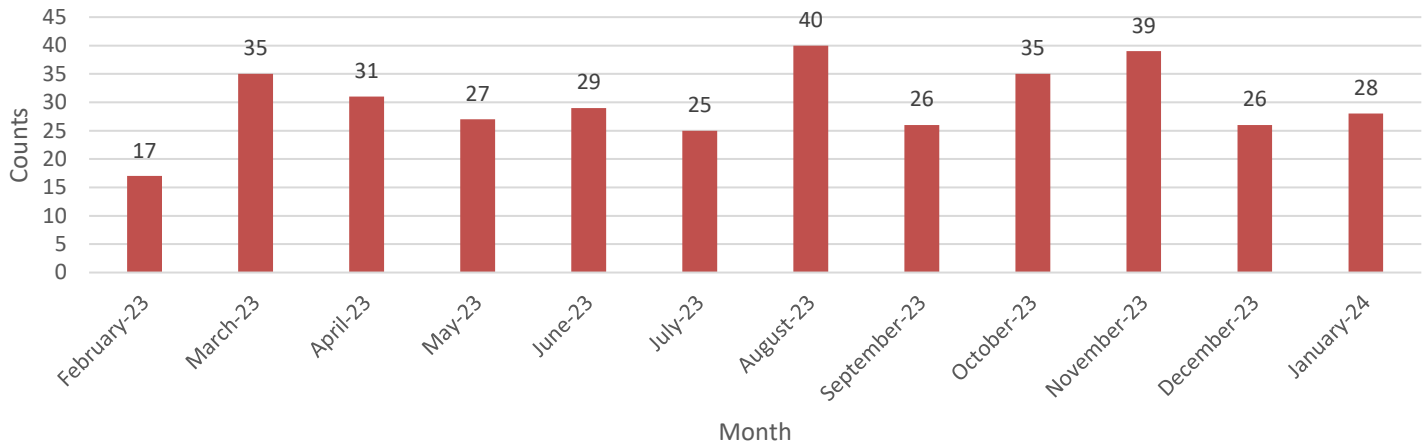


Figure 2: Percentage of Overdose Deaths Involving **Fentanyl** Among Clark County Residents by Gender During The Past 12 Months

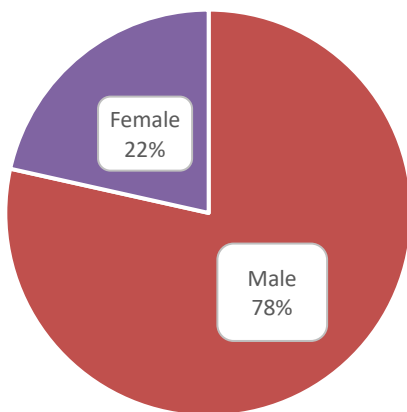


Figure 3: Percentage of Overdose Deaths Involving **Fentanyl** Among Clark County Residents by Race During The Past 12 Months

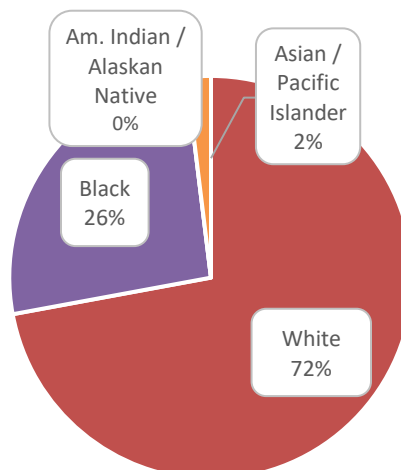
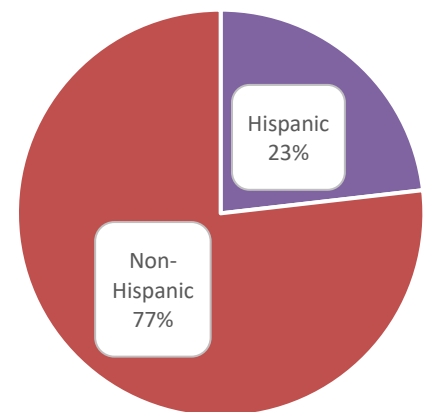


Figure 4: Percentage of Overdose Deaths Involving **Fentanyl** Among Clark County Residents by Ethnicity During The Past 12 Months



Data Source: Electronic Death Registry System.

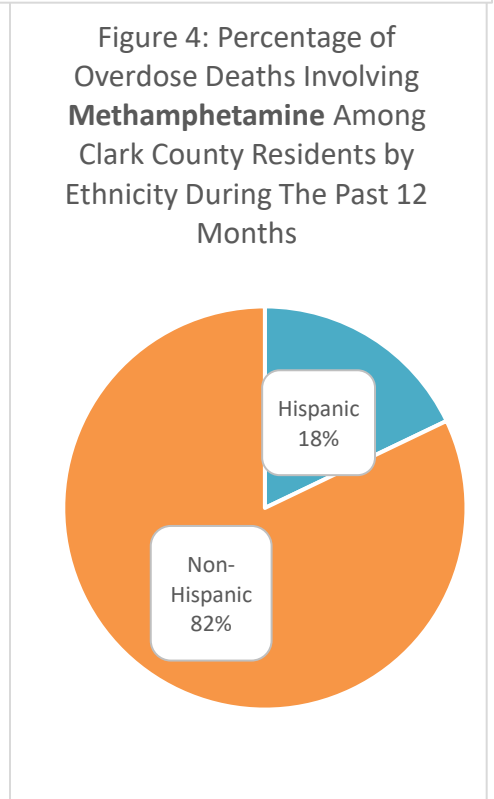
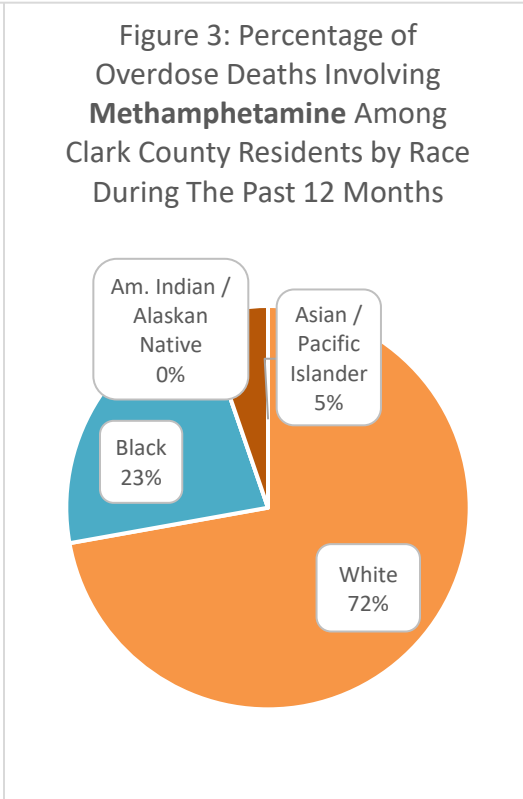
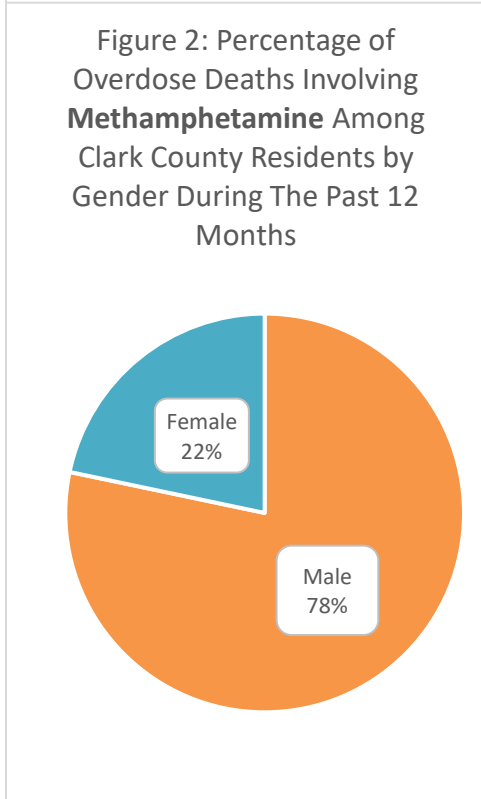
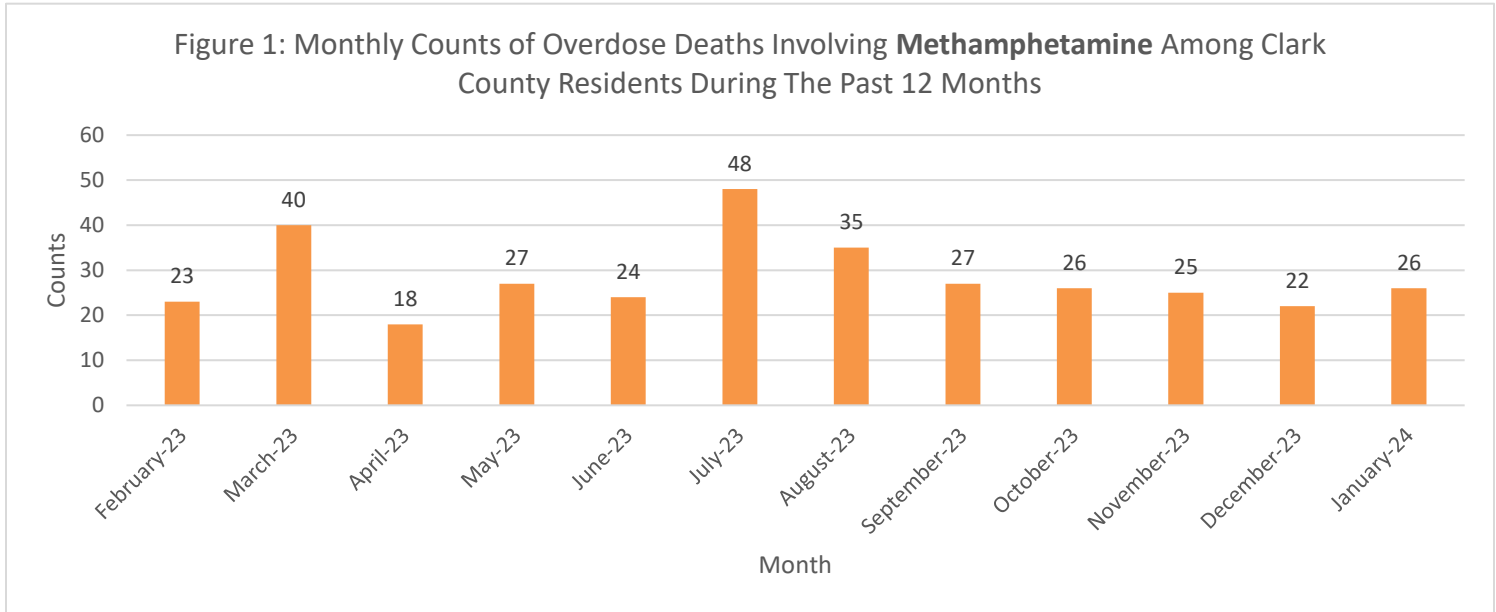
Note: Counts less than 5 have been suppressed to protect confidentiality and safeguard protected health information.

DRUG OVERDOSE SURVEILLANCE SNAPSHOT



1.E. Overdose Counts Involving **Methamphetamine** Among Clark County Residents During the Past 12 Months (February 2023-January 2024)

Over the past 12 months, there were fluctuations with the overdose deaths involving methamphetamine. July registered the highest frequency of drug overdose deaths, while April recorded the lowest. The majority of deaths occurred among men, people who are White, and people who are non-Hispanic.



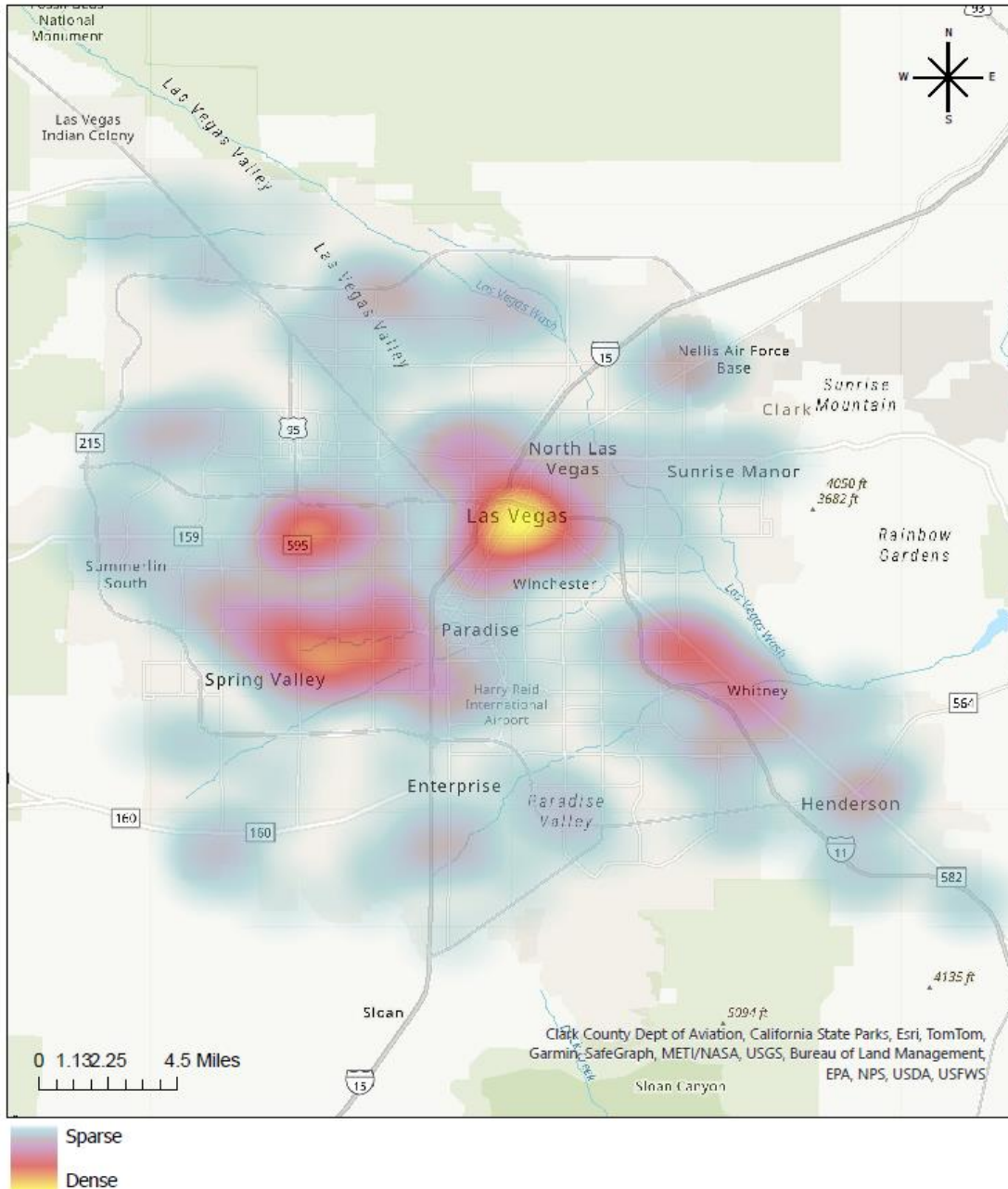
Data Source: Electronic Death Registry System.

Note: Counts less than 5 have been suppressed to protect confidentiality and safeguard protected health information.

2. Monthly Overview of Non-Fatal Opioid Overdose Counts

2.A. Heat Map of Non-Fatal Overdoses Involving **Any Opioid** by Injury Location Code Among Clark County Residents During the Past 12 Months (February 2023-January 2024)

Over the past 12 months, there were clusters of non-fatal opioid overdoses located downtown, Rainbow & Charleston, Spring Valley, and Boulder Highway.



Data Source: ESO

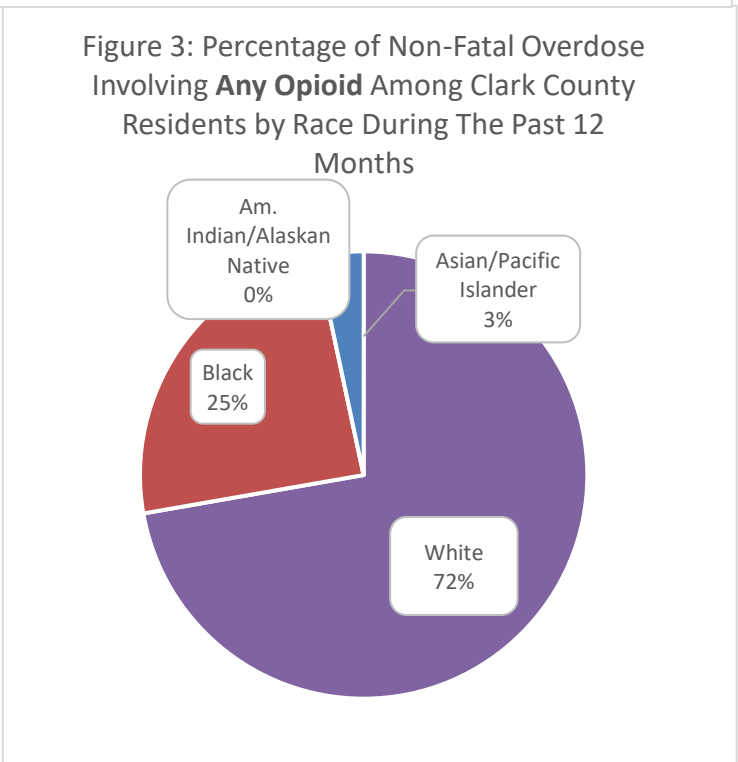
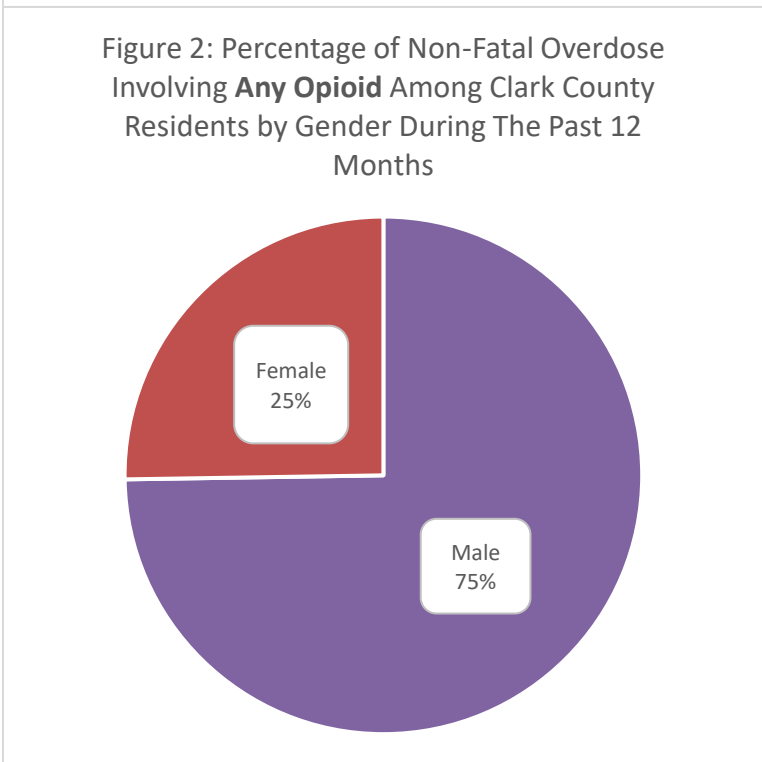
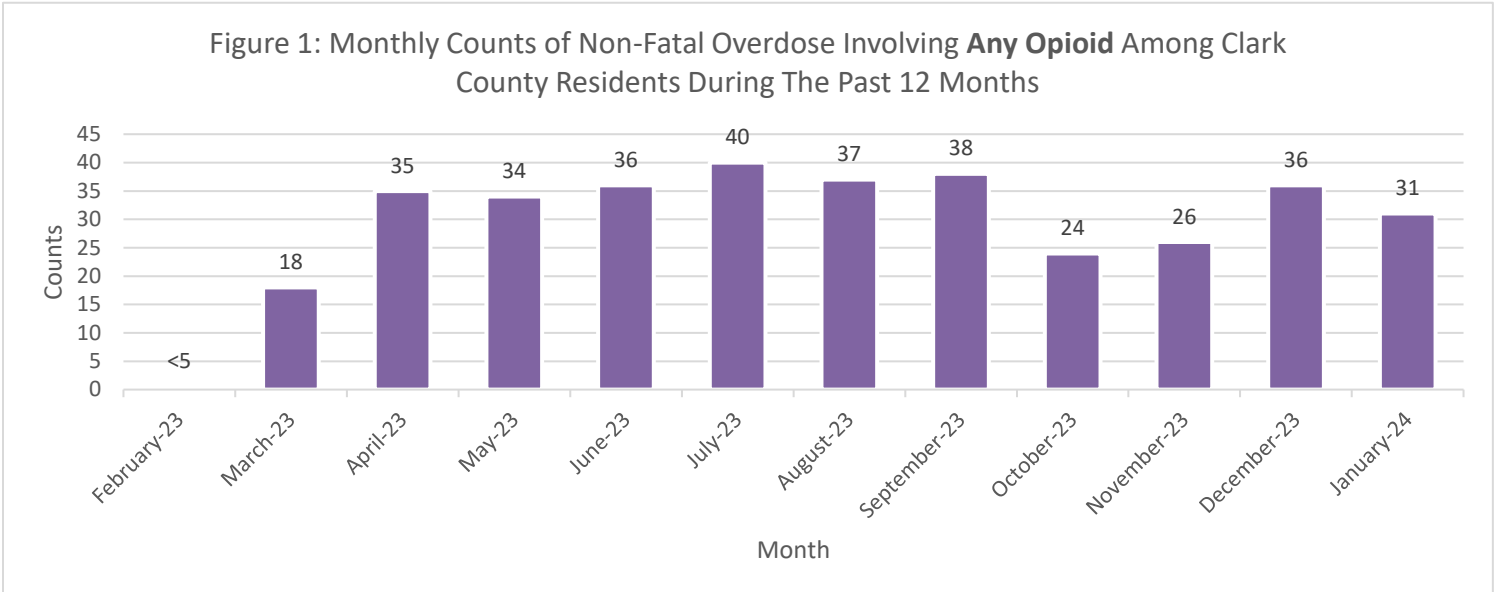
Note: Counts less than 5 have been suppressed to protect confidentiality and safeguard protected health information.

DRUG OVERDOSE SURVEILLANCE SNAPSHOT



2.B. Non-Fatal Overdose Counts Involving **Any Opioid** Among Clark County Residents During the Past 12 Months (February 2023-January 2024)

Over the past 12 months, there were fluctuations with non-fatal opioid overdoses. July registered the highest frequency of non-fatal opioid overdoses, while February recorded the lowest. The majority of non-fatal opioid overdoses occurred among men and people who are White.



3. Monthly Overview of Naloxone Distributions & Administrations

Over the past 12 months, SNHD distributed 41,927 doses, targeting first responders, community members, and community organizations. January 2024 was the month in which SNHD distributed the highest volume of naloxone in the past 12 months and November 2023 was the month in which the most reported naloxone administrations occurred. Naloxone is a safe medication used to reverse the effects of opioid overdose. Additionally, **naloxone can be obtained for free at the Southern Nevada Health District's pharmacy at 280 South Decatur Blvd, Las Vegas, NV 89107.**

