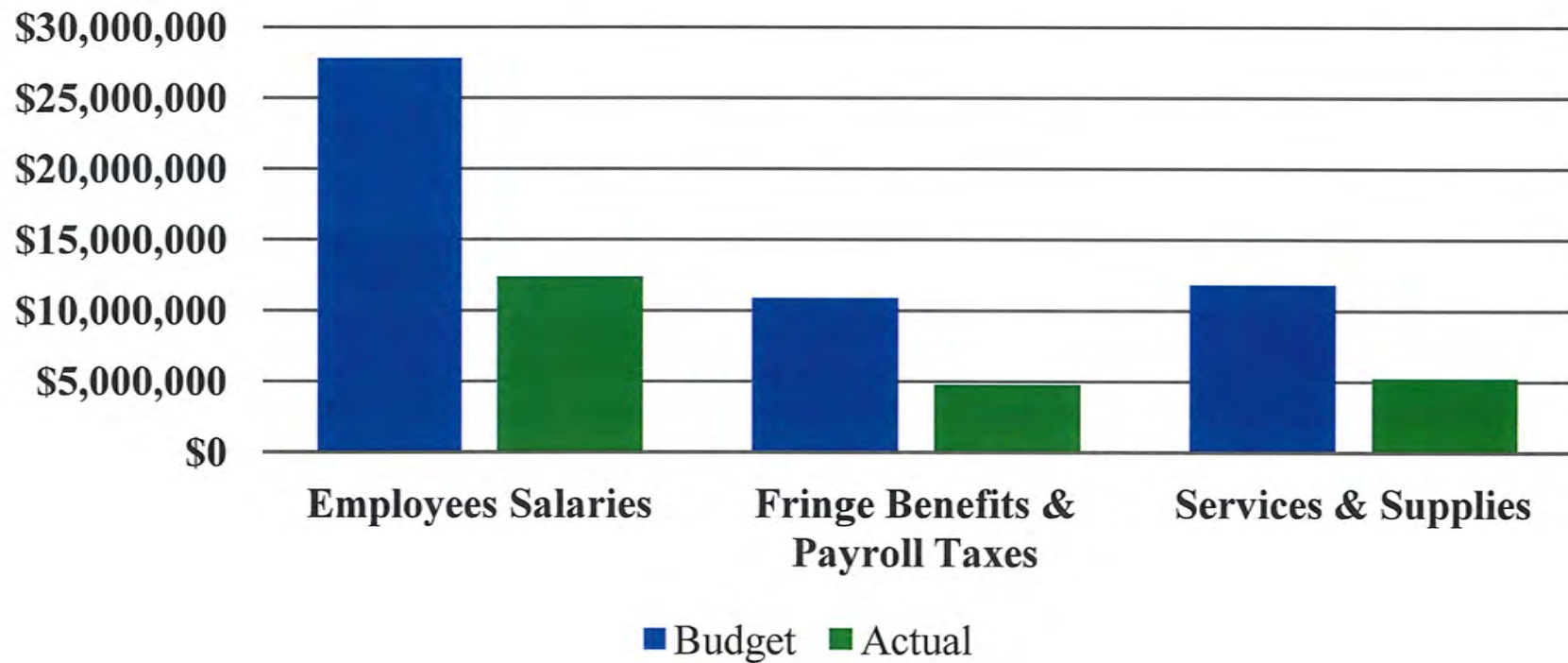
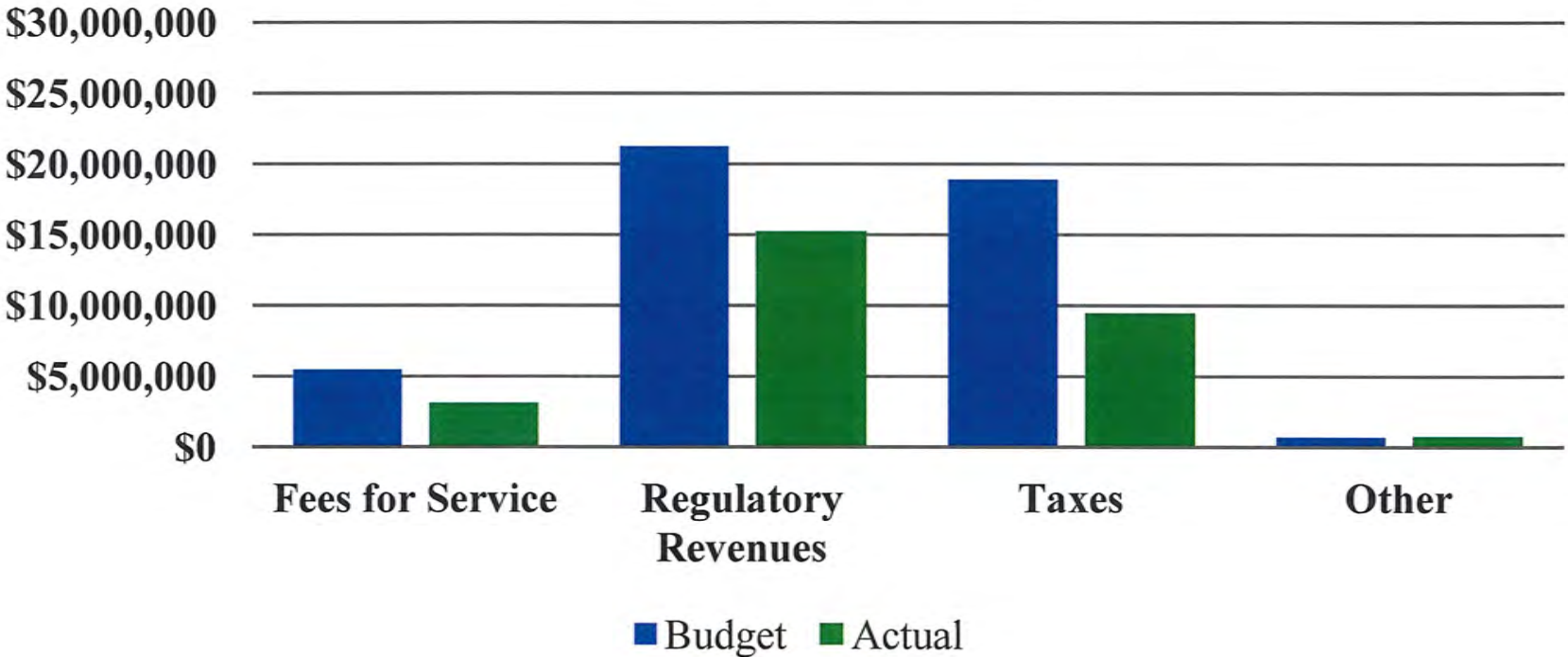


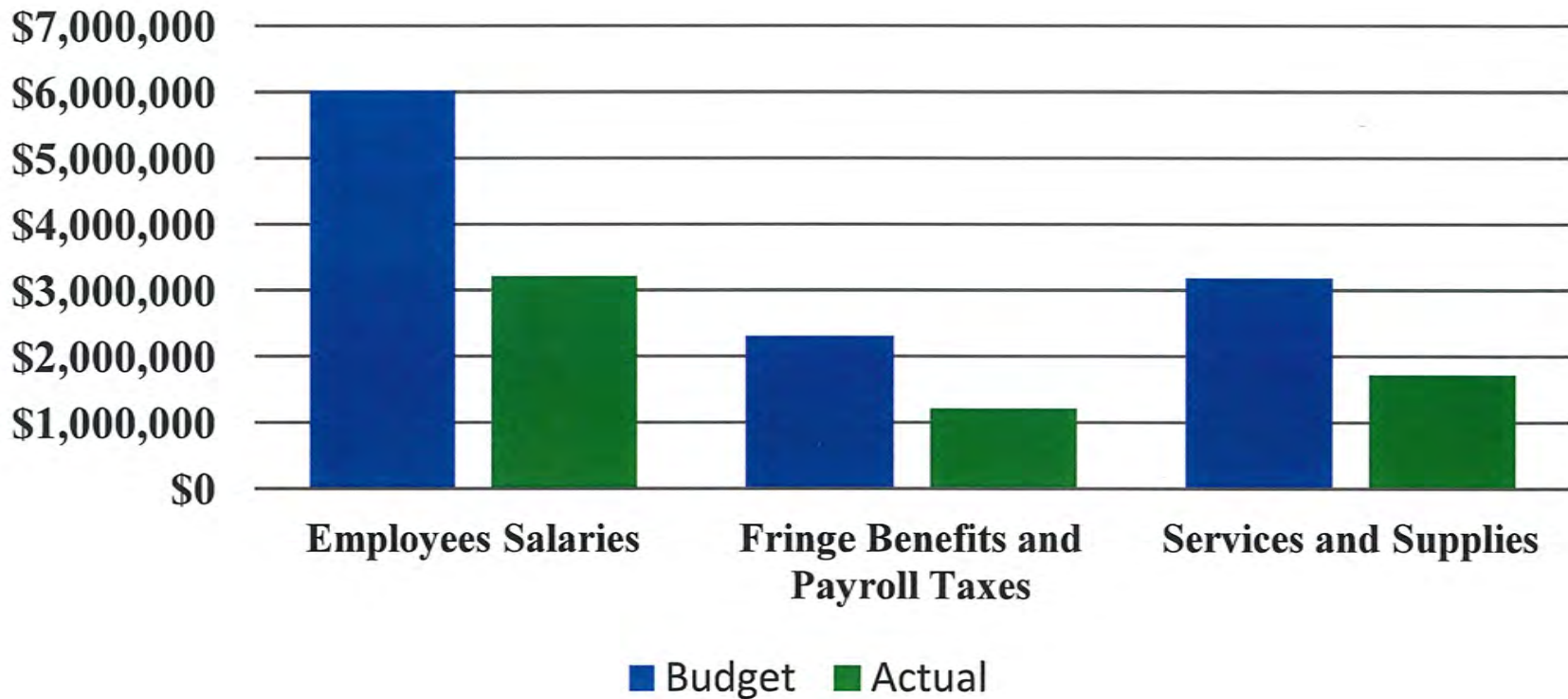
General Fund Expenditures as of 12/31/2014



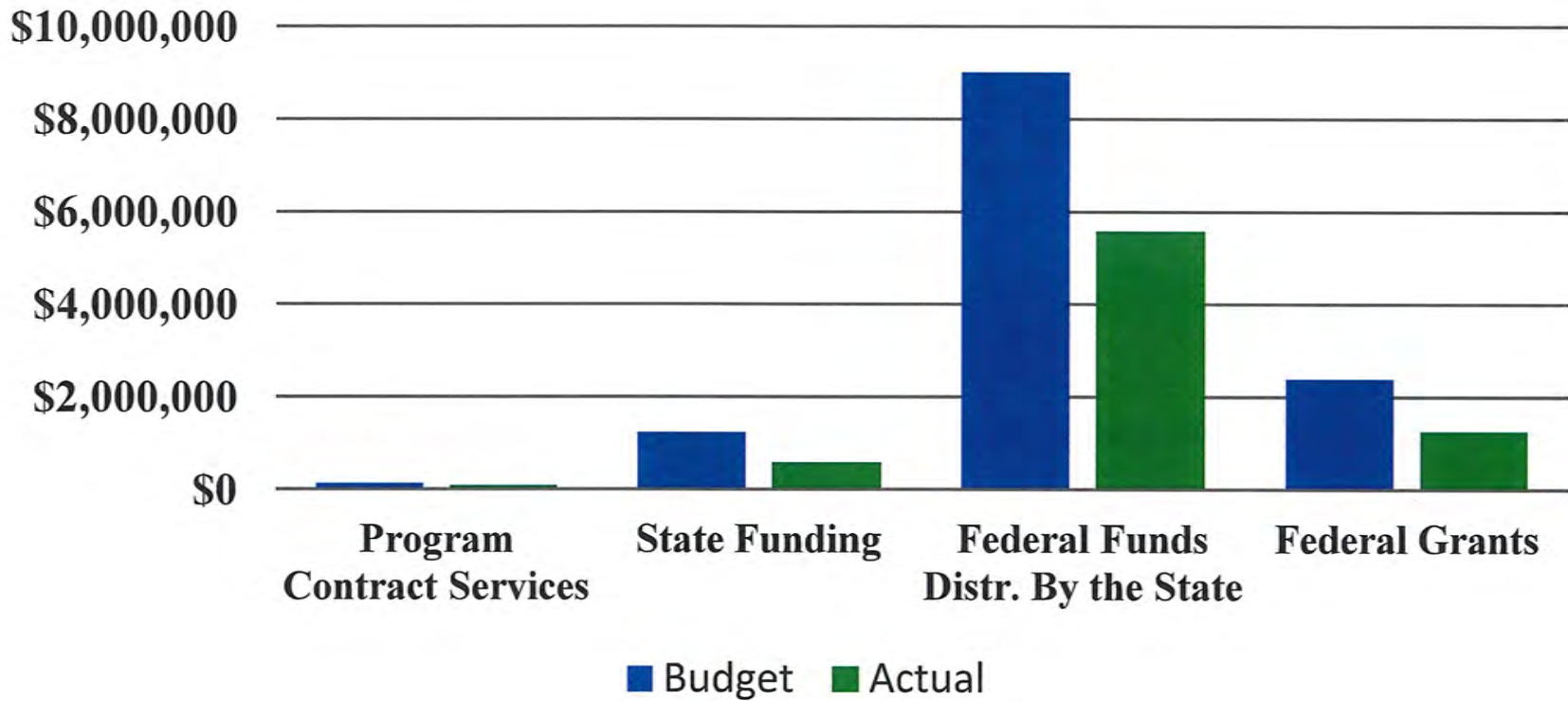
General Fund Revenues as of 12/31/2014



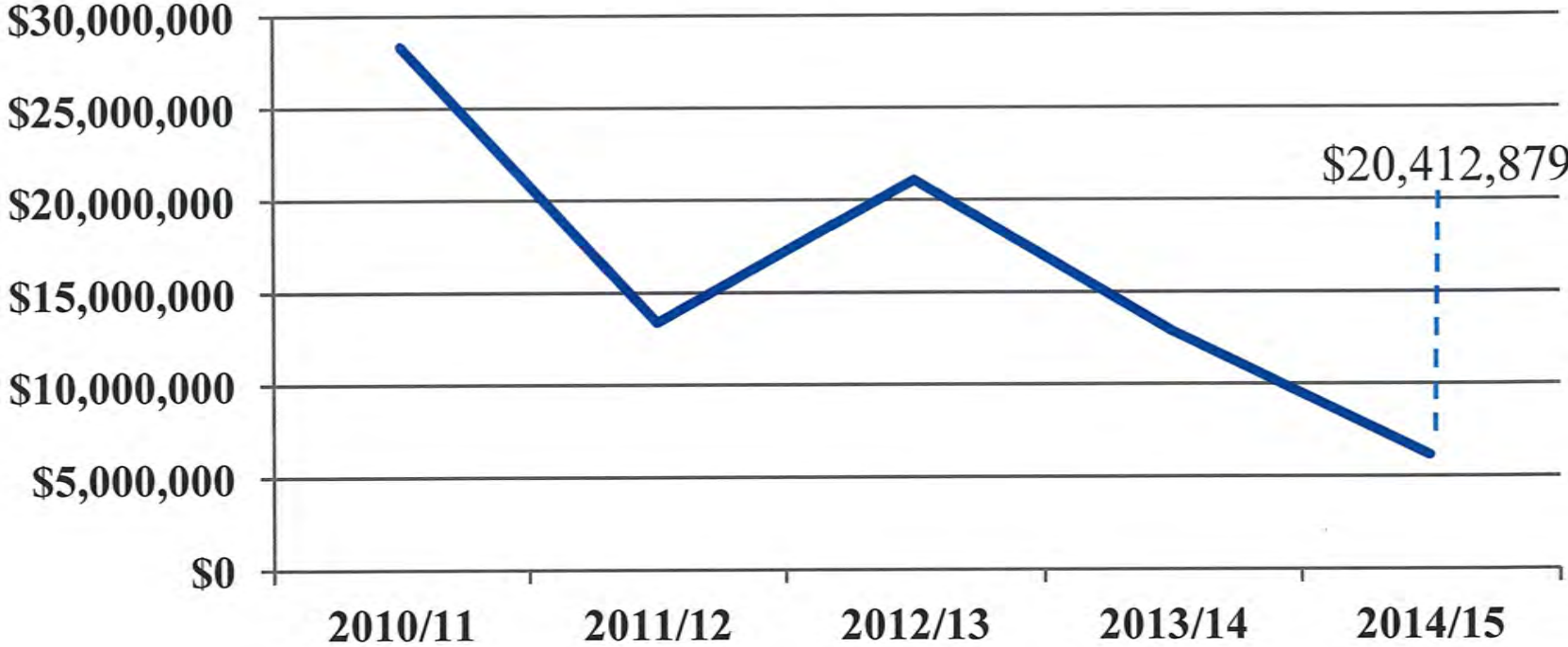
Grant Expenditures as of 12/31/2014



Grant Revenues as of 12/31/2014



Fund Balance as of 12/31/2014



Southern Nevada Health District

For the Six Months Ending December 31, 2014

YTD Expired 50.00%

	Month of December	YTD Through December 31, 2014	Budget Appropriation 2015	Percent Of Budget
General Fund				
Fund Balance, July 1, 2014		\$ 12,862,706	\$ 10,854,191	
REVENUE:				
TITLE XIX	212,190	568,861	546,016	104.18%
FEE FOR SERVICE	455,596	3,137,942	5,496,206	57.09%
REGULATORY REVENUES	879,149	15,246,785	21,258,393	71.72%
PROGRAM CONTRACT SERVICES	1,601	93,116	134,707	69.13%
STATE FUNDING	104,320	593,854	1,236,898	48.01%
FEDERAL FUNDS DISTRIBUTED BY THE STATE	917,158	5,582,217	9,004,110	62.00%
FEDERAL GRANTS	172,964	1,262,257	2,390,002	52.81%
GENERAL RECEIPTS	33,840	188,938	148,994	126.81%
TAX RECEIPTS DISTRIBUTED BY THE COUNTY	1,576,376	9,458,258	18,916,517	50.00%
TOTAL REVENUE	4,353,195	36,132,228	59,131,843	61.10%
EXPENDITURES:				
EMPLOYEE SALARIES	2,453,760	15,626,194	33,706,715	46.36%
FRINGE BENEFITS AND PAYROLL TAXES	672,706	6,001,281	13,191,988	45.49%
SERVICES AND SUPPLIES	1,074,531	6,954,580	15,074,948	46.13%
TOTAL OPERATING EXPENDITURES	4,200,997	28,582,055	61,973,651	46.12%
TRANSFER TO CAPITAL FUND	0	0	0	
TRANSFER TO BOND RESERVE FUND	0	0	1,350,639	0.00%
TRANSFER TO RETIREE HEALTH INSURANCE	0	0	0	
TRANSFER TO INSURANCE LIABILITY RESERVE	0	0	0	
TRANSFER TO PUBLIC HEALTH LABORATORY	0	0	506,540	0.00%
TOTAL EXPENDITURES	4,200,997	28,582,055	63,830,830	44.78%
Fund Balance, December 31, 2014		\$ 20,412,879	\$ 6,155,204	

Southern Nevada Health District

For the Six Months Ending December 31, 2014

YTD Expired 50.00%

	Month of December	YTD Through December 31, 2014	Budget Appropriation 2014/15	Percent of Budget
Capital Project Reserve Fund				
Fund Balance, July 1, 2014		\$ 6,318,172	\$ 5,954,951	
REVENUE:				
INTEREST EARNED	4,646	26,332	48,000	54.86%
TOTAL REVENUE	4,646	26,332	48,000	54.86%
EXPENDITURES:				
CAPITAL OUTLAY	106,560	449,883	6,002,951	7.49%
TOTAL EXPENDITURES	106,560	449,883	6,002,951	7.49%
Fund Balance, December 31, 2014		\$ 5,894,621	\$ -	
Bond Reserve Fund				
Fund Balance, July 1, 2014		\$ 15,005,809	\$ 14,997,117	
REVENUE:				
INTEREST EARNED	10,804	62,966	99,000	63.60%
TRANSFER FROM GENERAL FUND	0	0	1,350,639	0.00%
TOTAL REVENUE	10,804	62,966	1,449,639	4.34%
EXPENDITURES:				
BOND RESERVE EXPENDITURES	6,520,982	6,520,982	16,446,756	39.65%
TOTAL EXPENDITURES	6,520,982	6,520,982	16,446,756	39.65%
Fund Balance, December 31, 2014		\$ 8,547,793	\$ -	
Liability Reserve Fund				
Net Position, July 1, 2014		\$ 800,091	\$ 786,735	
REVENUE:				
INTEREST EARNED	654	3,674	7,200	51.03%
TOTAL REVENUE	654	3,674	7,200	51.03%
EXPENSES:				
SERVICES AND SUPPLIES	9,441	18,478	100,000	18.48%
TOTAL EXPENSES	9,441	18,478	100,000	18.48%
Net Position, December 31, 2014		\$ 785,288	\$ 693,935	

Southern Nevada Health District

For the Six Months Ending December 31, 2014

YTD Expired 50.00%

	Month of December	YTD Through December 31, 2014	Budget Appropriation 2015	Percent Of Budget
SNHD Laboratory Fund				
Net Position, July 1, 2014		\$ 3,006,828	\$ 2,230,644	
REVENUE:				
INTEREST EARNED	1,717	10,876	24,000	45.31%
TRANSFERS FROM GENERAL FUND	0	0	506,540	0.00%
GRANT REVENUE	52,739	425,469	973,546	43.70%
TOTAL REVENUE	54,456	436,345	1,504,086	29.01%
EXPENSES AND CAPITAL COSTS:				
SALARIES	90,332	622,539	1,430,081	43.53%
FRINGE BENEFITS AND PAYROLL TAXES	24,250	228,676	549,672	41.60%
SERVICES AND SUPPLIES	2,867	137,617	1,664,977	8.27%
CAPITAL OUTLAY	1,624	25,610	90,000	28.46%
TOTAL EXPENSES	119,073	1,014,442	3,734,730	27.16%
Net Position, December 31, 2014		\$ 2,428,731	\$ -	
DEPRECIATION	0	0	172,637	0.00%