



MEMORANDUM



Date: June 25, 2026
To: Southern Nevada District Board of Health
From: Jason Frame, *Acting Director of Administration* 
Cassius Lockett, PhD, MS, *District Health Officer* 
Subject: **Administration Division Monthly Report – May 2026**

Executive Summary	1
Office of Communications	2
Facilities.....	3
Finance.....	4
Health Cards.....	5
Human Resources (HR)	5
Informatics.....	7
Information Technology (IT).....	11
Workforce Team – Public Health Infrastructure Grant (PHIG)	11
Appendix A – Office of Communications	14
Appendix B – Finance – Payroll Earnings Summary – April 25, 2026 to May 8, 2026	16
Appendix C – Finance – Payroll Earnings Summary – May 9, 2026 to May 22, 2026.....	19
Appendix D – Finance – Payroll Earnings Summary – May 23, 2026 to June 5, 2026	22
Appendix E – Finance – Active Contracts – Up to \$100,000.....	24

Executive Summary

The Office of Communications issued 3 News Release and placed digital ads for several campaigns, including Beat the Heat, Fight the Bite, Back-to-School, and the Southern Nevada Community Health Center Behavioral Health Clinic. Staff also developed print materials promoting free household lead product testing offered by the Environmental Health Division. The Facilities Team finalized the outdoor staff patio area with shade sales, ceiling fans, benches and tables. Health Cards served a total of 9,960 clients. As of June 1, 2026, the Health District had 800 active employees. Human Resources posted 9 employment opportunities, held 46 interviews, extended 12 job offers, and onboarded 5 new hires.

Office of Communications

News Releases Disseminated:

- Pop-Up Produce Stands continue with final spring dates at Bonneville Transit Center
- Make a splash this summer! Free pool parties get Clark County moving
- Health District expands diabetes education with first Spanish virtual classes

Press:

- Legionnaire's disease investigation
- Extreme heat
- Hantavirus
- Virtual diabetes self-management classes in Spanish

Three hundred sixty-seven news clips related to the Health District, local news coverage and national coverage of public health topics were compiled in May. Coverage includes traditional print, broadcast, digital and online media outlets. A list is available at [052026-PI-Report.pdf](#).

Advertisements, Projects Completed and Social Media Summary:

In May, staff placed digital ads for several campaigns, including Beat the Heat, Fight the Bite, Back-to-School, and the Southern Nevada Community Health Center Behavioral Health Clinic. Staff also developed print materials promoting free household lead product testing offered by the Environmental Health Division and assisted the Health Equity team with creating collateral for the Healthy Brain Initiative. Staff also worked with the Office of Epidemiology to publish information about the Healthcare Associated Infections program in the Nevada Family Physician magazine and designed the Workforce Development internal communications campaign for the Human Resources Office.

The Office of Communications facilitated responses to 288 public information inquiries related to Health District programs and services, vaccine clinic requests, health fair invitations, and complaints. The team also received 78 internal project requests, including graphic design, website content updates, photography, advertising, marketing, outreach materials and translation services. Staff continued regular updates to Health District websites, including SNHD.org and SNCHC.org.

On social media, staff promoted the Health District After Dark meeting, Southern Nevada Substance Misuse Overdose Prevention Summit, Board of Health recognitions, Memorial Day, Strip Club (fentanyl and xylazine test strips), SPARK Youth Advisory Council graduation, Mental Health Matters, Neon to Nature app, lead testing for consumer products, Pop-up Produce Stands, National Nurses Week, and May 4 Food Safety.

Community Outreach and Other:

- Three Square Food Bank/Supplemental Nutrition Assistance Program, Low Income Energy Assistance Program and Temporary Assistance for Needy Families program clients processed: 20
- Department of Welfare & Supportive Services Medicaid/Supplemental Nutrition Assistance Program applications: 275

Government Affairs Update:

- Continued coordination of SB118 and State Public Health Fund expenditure and reporting activities.

Meetings and Events of Note:

- May 7: Website Committee meeting
- May 12: Joint Interim Standing Committee on Health and Human Services meeting
- May 12: Three Square meeting
- May 13: Nevada Tobacco Control and Smoke-free Coalition with Senator Dina Neal
- May 13: Public Health Policy Strategy Meeting
- May 14: Back to School meeting
- May 18: Extreme Heat Tabletop Exercise
- May 21: Media training
- May 26: Walk Around Nevada luncheon
- Meetings for Big Cities Health Coalition PIO/Communications and Policy Workgroups
- Meetings related to State Public Health Funds and SB118

Please see Appendix A for the following:

- Media, Collateral and Community Outreach Services
- Monthly Website Page Views
- Social Media Services

Facilities

Monthly Work Orders	May 2025	May 2026		YTD FY25	YTD FY26	
Maintenance Responses	603	588	↓	5,306	5,202	↓
Electrical Work Orders	20	54	↑	435	534	↑
HVAC Work Orders	28	82	↑	559	1,014	↑
Plumbing Work Orders	7	45	↑	198	226	↑
Preventive Maintenance	33	15	↓	624	223	↓
Security Responses	2,252	1,813	↓	28,066	22,151	↓

Current Projects

Decatur Location

- Patio area opened for staff; the following was installed:
 - Shade sails
 - Ceiling fans and lights
 - Benches and tables
 - Floor epoxy

SNPHL Location

- Pump #1 replaced
- Installed gate loop

Finance

Total Monthly Work Orders	May 2025	May 2026		YTD FY25	YTD FY26	
Purchase Orders Issued*	637	581	↓	6,154	5,708	↓
Grants Pending – Pre-Award**	3	3	=	48	39	↓
Grants in Progress – Post-Award***	8	3	↓	98	73	↓

*Includes purchase requests and p-card transactions.
 **Grant applications and NCCs created and submitted to agency
 ***Subgrants routed for signature and grant amendments submitted
 No-Cost Extensions and Carryover requests are not quantified in this report.

Grants Expired – May 2026						
KEY: P=Pass-through, F=Federal, S=State, O=Other						
Project Name	Grantor	End Date	Amount	Reason	FTE	Comments
State of Nevada - HIV Prevention - Yr 2 of 5 (hv2prv25)	P- CDC	5/31/2026	\$1,933,563	End of budget period	13.00	FY2027 expected to renew
State of Nevada - HIV Surveillance (hv2srv25)	P- CDC	5/31/2026	\$227,058	End of budget period	1.60	FY2027 expected to renew
State of Nevada - Integrated HIV Program (nv2ehe25)	P- CDC	5/31/2026	\$2,090,623	End of budget period	7.97	FY2027 expected to renew

Grants Awarded – May 2026							
KEY: P=Pass-through, F=Federal, S=State, O=Other							
Project Name	Grantor	Received	Start Date	End Date	Amount	Reason	FTE
The NEHA-FDA Retail Flex Fund Training (rftrn26)	P-FDA	5/7/2026	4/1/2026	3/31/2027	\$4,000	FY26 Training grant is separate award from base award.	0.00
The NEHA-FDA Retail Flex Fund Mentoring (rfment26)	P-FDA	5/8/2026	4/1/2026	3/31/2027	\$12,000	FY26 award	0.20
The National Environmental Health Association-FDA Retail Flex Fund - Year 2 of 3 (rfmain26)	P-FDA	5/20/2026	4/1/2026	3/31/2027	\$20,000	FY26 award	0.20

Health Cards

1. Appointments continue to be required for food handler card testing and open as follows:
 - a. Advance appointments for our Decatur, Fremont, and Henderson offices open each weekday morning at 6 a.m. for that day in the following week.
 - b. Additional same-day appointments at our Decatur and Fremont offices open for booking each working day by 7:30 a.m. as staffing allows.
 - c. Same-day appointments for our Laughlin and Mesquite offices open for booking each working day at 5:00 a.m.
2. For the month of May, we averaged 67 “passing and paying” online renewal clients per day, with a total of 2,077 clients renewing online.

	Dec 2025	Jan 2026	Feb 2026	Mar 2026	Apr 2026	May 2026
FOOD HANDLER CARDS						
New Cards	3,795	4,205	4,145	4,699	4,844	4,505
Renewal Cards (In-person and Online)	4,852	6,753	5,579	5,340	4,422	3,680
Duplicates	444	649	509	579	582	515
CFSM (Manager) Cards	189	240	260	279	244	176
Re-Tests	950	1,304	1,199	1,282	1245	954

	Dec 2025	Jan 2026	Feb 2026	Mar 2026	Apr 2026	May 2026
BODY ART CARDS						
Body Art Cards	90	110	111	137	102	110
Body Art Mentor Cards	9	21	16	5	7	13
Duplicates	0	1	2	2	0	3
Re-Test	2	1	4	6	5	4

	Dec 2025	Jan 2026	Feb 2026	Mar 2026	Apr 2026	May 2026
TOTAL CLIENTS SERVED						
	10,320	13,261	11,803	12,316	11,439	9,960

Human Resources (HR)

Employment/Recruitment:

- 0 New job title for May
- 800 active employees as of June 1, 2026
- 5 New Hire, including 0 rehires and 0 reinstatements
- 8 Terminations, including 1 retirement
- 3 Promotions, 1 Flex-reclasses
- 0 Transfers, 1 Lateral Transfers, 0 Reassignments
- 0 Demotions
- 16 Annual Increases
- 46 Interviews

- 12 Offers extended (0 offers declined)
- 9 Recruitments posted
- Turn Over Rates
 - District Administration: 0.000%
 - Community Health: 2.185%
 - Disease Surveillance & Control: 0.000%
 - Environmental Health: 0.510%
 - Public Health & Preventive Care: 2.752%
 - FQHC: 1.869%

Temporary Employees

- 7 Temporary Staff

Safety

To be reported in next month’s report.

Employee/Labor Relations

- 2 Coaching and Counseling, 0 Verbal Warnings, 0 Written Warning, 0 Suspensions, 2 Final Written Warnings, 0 Terminations, 0 Probationary Releases
- 6 Grievances
- 1 Arbitrations
- 150 Hours of Labor Meetings (with Union)
- 100 hours investigatory meetings
- 6 Investigations
- 12 Complaints & Concerns
- 100 Hours ER/LR Meetings with managers or employees
- Number of EEOC/NERC and EMRB cases: 4

Training/Meetings Attended by Staff

- Monthly JLMC Meeting
- SEIU Meetings

Projects in Progress/Other Items

- New Leaders Orientation Guide
- Disciplinary Document – How-To Guide in NEOGOV
- Employee Relations/Labor Relations Standard of Procedures (SOP)
- Grievance Log and Official Complaints Report, Investigation Log for Leadership
- Supervisors, managers, and directors monthly check-up meetings

Interns

There were a total of 24 interns providing 804 applied public health practice hours in May 2026.

Interns and Clinical Rotations	May 2026	YTD
Total Number of Interns ¹	24	112
Internship Hours ²	804	7,468

¹Total number of students, residents, and fellows

² Approximate hours students, residents, and fellows worked in applied public health practice

Training (In-Person and Online)

- New Hire Quarterly:
 - 5/19/2026: 9 Participants
- TVS:
 - 5/4/2026: DSC: 10+ participants
 - 5/7/2026: PPC: 10+ participants
 - 5/27/2026: PPC: 10+ participants
- Leaders’ Toolbox:
 - 5/5/2026: Effective Communication: Listening & Influencing: 11 participants
 - 5/26/2026: Empowering Through Feedback: 11 participants
- OVS:
 - 5/12/2026: HEC Debrief: 13 participants
 - 5/19/2026: All Hands: 400+ participants
 - 5/20/2026 – 5/28/2026: OVS Focus Groups : 70+ participants

New Hire Orientation

- 5/11/2026 – 1 New Hire
- 5/26/2026 – 4 New Hires

Informatics

A. EpiTrax

1. Work with the Epidemiology and Surveillance teams to monitor systems and applications, investigate and resolve issues, and provide ongoing user account support.
2. Legacy Immunization Form Questions Migration – Currently on hold pending stakeholder review and approval.
3. Continued work on Case Report Form pdf generation for RSV associated death reporting.
4. Ongoing work to ensure consistent handling of Form Section Data with multiple duplicate records sharing the same sequence number between the Data Warehouse and EpiTrax.
5. Ongoing development of the General School Enteric Outbreak Form in EpiTrax.
6. Enhanced the FBI import process to prevent duplicate form creation by generating a note and task for the event investigator when a form already exists in EpiTrax.
7. Continued support for the Outbreak Response Team by importing Alchemer survey data into EpiTrax for Outbreak 2026-00015 and implementing automated case status updates to "Not a Case" based on survey responses reviewed and validated by the Epidemiology Team.
8. Resolved an export module error caused by repeating form fields lacking a repeating field title. The issue was identified during ACDC's export of the Candida and multiple drug resistant organisms (MDRO) forms and has been corrected to ensure successful data exports.
9. EpiTrax User Requests:

	Aug 2025	Sept 2025	Oct 2025	Nov 2025	Dec 2025	Jan 2026	Feb 2026	Mar 2026	Apr 2026	May 2026
EpiTrax Requests Completed	12	12	11	13	16	15	12	6	4	1
EpiTrax Requests Opened	61	51	53	55	57	53	48	49	49	51
EpiTrax New Requests	6	2	13	11	18	11	7	7	4	3

B. Electronic Message Staging Area (EMSA)

1. Continue to work on EMSA2, including mapping new LOINC and ICD10-CM codes, integrating incoming labs, data processing, susceptibility panel result and reviewing logic for exceptions and errors.
2. Onboarded seventeen new facilities for Electronic Case Reporting (eCR).
3. Updated HCA XSLT mappings for collection dates, test dates, and laboratory name paths.
4. Reviewed and updated the Candida processing logic to prevent cases from being moved to the "HAI Pending Assignment" queue when a Candida auris clinical event already exists.
5. Updated carbapenem resistant organisms (CRO) logic to automatically remove investigator assignments when a case is reopened, ensuring appropriate reassignment and workflow management.
6. Deployed and configured a new middleware server to distribute eCR processing workloads and support increased system capacity and processing demand.
7. ELRs and eCRs Volume:

ELRs	Aug 2025	Sept 2025	Oct 2025	Nov 2025	Dec 2025	Jan 2026	Feb 2026	Mar 2026	Apr 2026	May 2026
Total Received	115,517	218,838	122,462	118,343	135,111	132,370	131,135	128,645	121,645	139,688
Total Processed	115,884	224,642	122,260	117,087	135,038	152,490	127,198	127,322	134,784	123,641
Under Review	1,461	809	752	1,039	1,421	2,420	6,876	3,598	3,205	3,535
Event Updated	16,595	53,047	17,971	15,949	19,496	22,630	18,703	18,408	20,325	18,577
Event Created	9,409	46,345	8,441	7,206	8,516	9,472	10,536	11,040	10,601	9,212

eCRs	Aug 2025	Sept 2025	Oct 2025	Nov 2025	Dec 2025	Jan 2026	Feb 2026	Mar 2026	Apr 2026	May 2026
Total Received	139,146	103,838	99,140	49,580	52,372	49,968	47,280	53,828	195,745	98,732
Total Processed	52,141	35,319	165,472	100,899	49,846	45,993	44,829	58,061	122,234	172,869
Under Review	1,241,940	1,303,566	113,708	84,776	87,028	90,631	93,220	106,893	150,551	161,456
Event Updated	3,560	2,551	15,688	9,733	4,190	3,467	4,215	4,182	6,041	10,191
Event Created	1,017	648	1,601	784	599	428	484	541	1,297	2,097

C. Data Warehouse

1. Continued monitoring and maintenance of the data warehouse.

D. Pentaho Report

Pentaho Reports	Aug 2025	Sept 2025	Oct 2025	Nov 2025	Dec 2025	Jan 2026	Feb 2026	Mar 2026	Apr 2026	May 2026
Updated	3	1	2	2	2	1	1	1	0	0
Created	1	0	0	0	0	1	0	0	0	0

E. Dashboard

1. Continued development of the Wastewater Dashboard, including ZIP Code map updates for Flamingo, Boulder City, and Mesquite, and ongoing development of hospitalization trend graphs for those areas.
2. Performed routine data refresh and maintenance for the Empower Dashboard in Power BI.

F. Southern Nevada Public Health Laboratory (SNPHL)

1. Deployed Microbiology Susceptibility interface (SWIN) for automated interoperability between the laboratory information system and the Sensititre instrument.
2. Completed clinical testing volume reports.
3. Implemented new Thyroid assays and bi-directional interface.
4. Built new rules for Complete Metabolic Panel and Hepatic Function Panel.
5. Completed monthly reports for BioFire testing.
6. Built rules for micro albumin and urine creatinine calculated ratio.
7. SNPHL Requests:

SNPHL Requests	Nov 2025	Dec 2025	Jan 2026	Feb 2026	Mar 2026	Apr 2026	May 2026
Requests Completed	50	56	58	47	65	66	15
Requests Opened	48	67	56	50	60	72	54

G. Electronic Health Record (EHR) System

1. Modifications made to Healthy Start Parent/Child Form.
2. Built structured data questions for Latent Tuberculosis Infection (LTBI).
3. Modifications made to CPT for Simon Med Orders.
4. Automation completed for Combatting Antimicrobial Resistant Gonorrhea and Other STI's (CARGOS) Clinical data.
5. Modifications made to Tobacco Screening Clinical Rules Engine (CRE) rules.
6. Built Immunization structured data questions for Quantiferon testing (QFT).
7. Updated Provider list for SimonMed interface.
8. EHR Requests and Reports.

EHR Requests	Aug 2025	Sept 2025	Oct 2025	Nov 2025	Dec 2025	Jan 2026	Feb 2026	Mar 2026	Apr 2026	May 2026
Requests Completed	49	29	22	22	27	29	30	33	31	16
Requests Opened	71	18	25	23	20	26	30	22	32	24

eCW Reports	Aug 2025	Sept 2025	Oct 2025	Nov 2025	Dec 2025	Jan 2026	Feb 2026	Mar 2026	Apr 2026	May 2026
FQHC	5	8	12	5	3	18	10	11	11	6
PPC	6	1	1	2	4	2	6	4	2	3

H. Clark County Coroner's Office (CCCO)

1. Currently testing and validating orders/results interface with SNPHL to automate orders placement and results retrieval within the CCCO Case Management system.
2. File processing from emails to identify relevant files from shared mailbox and flag for attachment to relevant case or manual review.
3. Completed data requests:

- a. Insulin related deaths for case study
- b. Maternal deaths for research study for Medical Examiner
- c. Case tracking for EDC (Electric Daisy Carnival) weekend, before and after the event

I. Data Modernization Initiative (DMI)

1. Continued implementation of the Informatica Data Governance platform, including Warehouse Roles and Privileges ETL reconfiguration, permissions, ETL processes, removal of duplicate data catalog references, custom asset linkage development, troubleshooting of missing technical database source scan linkages, initial governance role and privilege configuration, business stakeholder coordination on data hierarchy design, solution planning with Informatica consultants, and ongoing technical asset import activities.
2. Continued integration testing between OpenEMPI, EMSA and EpiTrax, including enhancements to EMSA–OpenEMPI functionality and user interface to support rejected OpenEMPI identity clusters, as well as updates to EpiTrax–OpenEMPI integration logic to properly handle rejected identity clusters during EMSA and OpenEMPI API communications.
3. Reprocessed and resent Message Mapping Guide (MMG) SFTP feed files covering April 13 – May 4, 2026.
4. Resubmitted MMG TB and LTBI test cases.

J. National Syndromic Surveillance Platform/Electronic Surveillance System for the Early Notification of Community-Based Epidemics (ESSENCE)

1. Maintain and enhance syndromic surveillance feeds for new providers and future support.

K. Other Projects

1. Maintain and enhance the iCircle web application, including user account support, site maintenance, data QA, and updates.
2. Updated the Communicable Disease csv export to produce separate Year-to-Date (YTD) and Historical output files.
3. Supported Public Records Request (PRR) activities for ODS by preparing and providing all event-related laboratory result attachments for requested client records.
4. Prepared CSTE abstracts focused on advancing public health surveillance through Master Person Index (MPI) integration and Nevada’s dual-jurisdiction model for unified MMG case notification reporting.
5. Completed the SNHD Healthcare Acquired Infections (HAI) data export and submission to the Nevada State.
6. Continued review of prenatal Hepatitis B screening results in collaboration with the nursing team.

L. National and State Meetings/Workshops

1. TEFCFA for Public Health - Discussion and Questions.
2. OPHDST-STLT DataConnection.
3. eHealth Exchange and SNHD Use cases with FHIR and IZ Gateway.
4. Save the Date: National Workgroup on Foodborne Illness Complaint Systems.
5. CSTE/CDC Frontline Tools Year 2 Workgroup.
6. SNHD/NV/eHx IZ G Pilot Work Plan Review.
7. Statewide Syndromic Surveillance Workgroup.
8. CSTE Electronic Laboratory and Disease Reporting Subcommittee Call.

9. Data Modernization Learning Community (DMLC) monthly call.
10. PHAST Consortium Technical, Weekly Collaboration and Learning, and Manager Meetings.

Information Technology (IT)

Service Requests	May 2025	May 2026		YTD FY25	YTD FY26	
Service Requests Completed	920	709	↓	11,474	9,139	↓
Service Requests Opened	1,035	879	↓	12,881	10,349	↓

Information Services System Availability 24/7	May 2025	May 2026		YTD FY25	YTD FY26	
Total System	88.82	81.28	↓	85.67	82.92	↓

Total Monthly Work Orders by Department	May 2025	May 2026		YTD FY25	YTD FY26	
Administration	279	214	↓	3,109	2,619	↓
Community Health	98	56	↓	1,123	923	↓
Environmental Health	146	155	↑	1,816	1,565	↓
Primary & Preventive Care	162	111	↓	2,296	1,765	↓
Disease Surveillance & Control	129	89	↓	1,502	1,274	↓
FQHC	182	138	↓	2,391	1,547	↓
Other	5	41	↑	172	250	↑

First Call Resolution & Lock-Out Calls	May 2025	May 2026		YTD FY25	YTD FY26	
Total number of calls received	1,035	879	↓	12,881	10,349	↓

Workforce Team – Public Health Infrastructure Grant (PHIG)

PHIG Team

- Workforce engagements:
 - Monthly Position Review Committee cancelled for May 2026
 - Prepared the May 2026 Hiring Plan for submission to CDC
 - Met with accountant of the PHIG A1 & A2 strategies to discuss budget revision for Year 4
 - Fiscal Review of Credit Card usage by PHIG Team; reconciled/approved purchases
 - Participated with HR, Acting Direct of Administration, DHO, and PHIG team on Big Cities Health Coalition Survey Requirements
 - Attended Webinar on Artificial Intelligence in Data Protection: Signal v. Hype; Received Certificate from Disaster Recovery (DR) Journal
 - Attended the National PHIG Partners' PHIG VOICES kick-off webinar: VOICES is an acronym for Views, Outcomes, Impacts, Challenges, and Experiences Survey

- Received team input for the National PHIG Partners' PHIG VOICES project – goal – upload into Qualtrics by June 12, 2026
- Updated the Health Executive Counsel in the May Meeting
- Attended Webinar with NACCHO re: Building Smarter Public Health Systems with Artificial Intelligence
- Participated in the ASTHO Public Health Training Center Network Highlights – Strategic Skills

CDC Requirements

- Meeting with the currently assigned CDC Project Officer for Monthly meeting on May 6, 2026, was cancelled.
- Future requests for assistance must be submitted through the Public Health Infrastructure Virtual Engagement (PHIVE) platform
- Finalized, reviewed, and approved May monthly hiring plan for submission to the CDC

Performance Management

- Served as a panelist on a national Change Management Symposium presented by NACCHO (National Association of County and City Health Officials)
- Oversaw SNHD participation with BCHC (Big Cities Health Coalition). Coordinated approx. 60 team hours of work providing data for comparison to other large public health departments around cost & capacity. Univ. of Minnesota is providing data analysis and recommendations after data is collected from the members pointing out opportunities for SNHD to drive efficiency and Foundational Public Health Services provided.
 - Admin time: 12 hours
- Began a 12-week asynchronous course from Cornell: Public Health Leadership.
- Wrote the public-facing District Strategic Plan and presented to the Board of Health.
 - Admin. time: 6 hours
- Led the collaboration of the NACCHO Forces of Change survey from collaborators across the district.
 - Admin. time: 3 hours
- Attended workshop on Finding & Reading the Law presented by ChangeLabs. This narrowed a gap in ability to analyze public policy and applying it through interventions in clinical and vaccination settings

Quality Improvement

- 7 Attended Annual National Network of Public Health Institutes conference. Attended 14 breakout sessions including public health impacts and best practices for AI and vaccine hesitance.
- Continued serving as preceptor for 10 nursing students from CSN working across 3 distinct QI projects for the District. Research and materials were created to move forward these projects: FQHC Appointment Utilization, Hepatitis B Vaccine for newborns and Vital Records turnaround time for Birth and Death Certificates.
 - Admin. time: 26 hours
- Facilitated a workshop for Healthy Start CHWs on Personal Emotional Connection (PEC). A significant number of new team members participated with more senior CHWs in strategies to connect with new leads for the program to encourage participation.
 - Admin. time: 2 hours
- Continued facilitation of the QI project: Hepatitis B Vaccination.
 - Admin. time: 1 hour

- Consulted with Community Health on graphic representation of division strategy and Vital Records Operations capacity.
- Chaired the monthly Performance Management/Quality Improvement team meeting.
 - Admin. time: 2 hours
- Met with FQHC team regarding next steps in Appointment Utilization project. Results over the past year are positive. New measures are being introduced to plot our efficiency across other FQHCs of similar size/location around the US. Another promising intervention is the “Robust” Confirmation initiative. More work will follow around documenting this process to scale it across the FQHC appointments.

PHAB Reaccreditation

- Participated in Workforce Development Committee in advisory capacity.
- Documentation from all divisions for Reaccreditation in spring of 2027 is 86% complete with 90% expected in next month’s report.
 - Admin. time: 3 hours

PHIG

- Admin. time for reporting grant milestones: 3 hours
- Admin. time to reconcile grant budget: 3 hours
- Admin. time to reconcile purchasing card: 3 hours
- Total administrative time spent on Quality Improvement, Accreditation, and Performance Management: 64 hours

Appendix A – Office of Communications

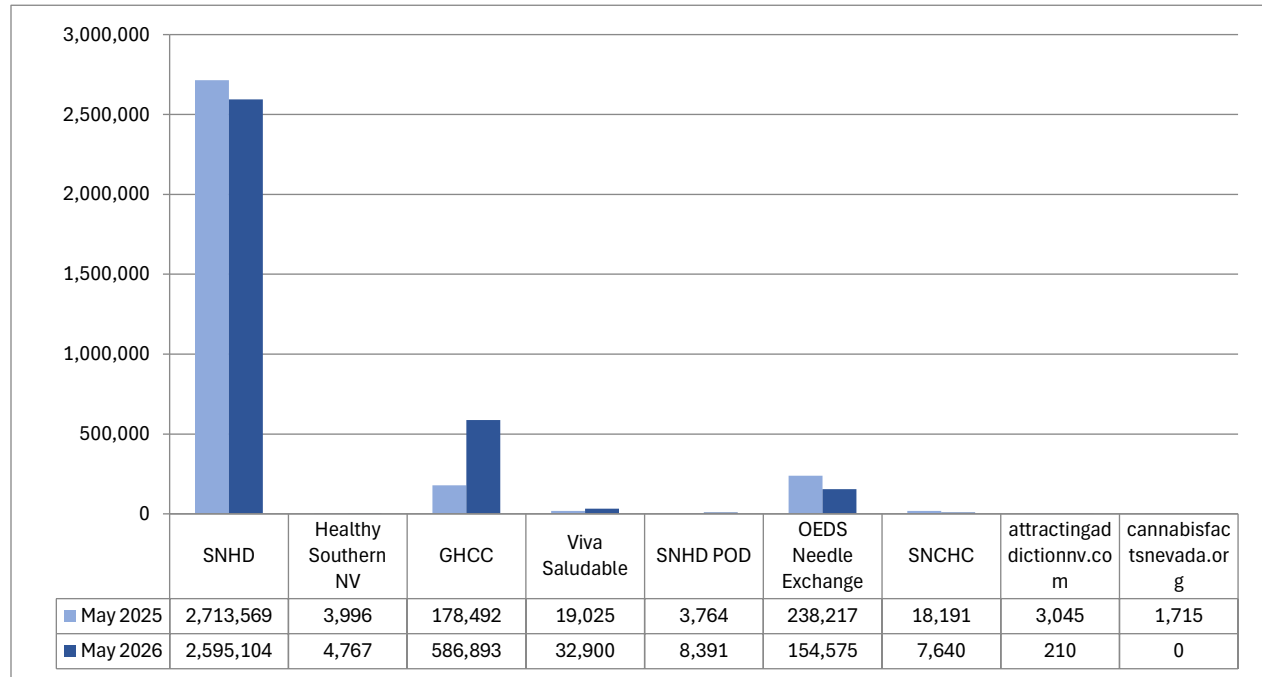
Media, Collateral and Community Outreach Services:

Media – Digital/Print Articles
Media - Broadcast stories
Collateral - Advertising/Marketing Products
Community Outreach - Total Volunteers¹
Community Outreach - Volunteer Hours

	May 2025	May 2026		YTD FY25	YTD FY26	
Media – Digital/Print Articles	43	24	↓	353	314	↓
Media - Broadcast stories	135	25	↓	1,056	861	↓
Collateral - Advertising/Marketing Products	27	15	↓	227	184	↓
Community Outreach - Total Volunteers ¹	8	11	↑			
Community Outreach - Volunteer Hours	498	1,014	↑	6,952	5,866	↓

¹Total volunteer numbers fluctuate from month to month and are not cumulative.

Monthly Website Page Views:



-The cannabisfactsnevada.org page views are temporarily inaccessible.

Social Media Services		May 2025	May 2026		YTD FY25	YTD FY26
Facebook SNHD	Followers	13,627	13,801	↑	N/A	N/A
Facebook GHCC	Followers	6,114	6,092	↓	N/A	N/A
Facebook SHC	Followers	1,625	1,596	↓	N/A	N/A
Facebook Food Safety	Followers	177	175	↓	N/A	N/A
Instagram SNHD	Followers	5,215	5,836	↑	N/A	N/A
Instagram GetHealthyCC	Followers	296	409	↑	N/A	N/A
Instagram @Ez2stop	Followers	151	156	↑	N/A	N/A
X (Twitter) EZ2Stop	Followers	417	405	↓	N/A	N/A
X (Twitter) SNHDflu	Followers	1,746	1,723	↓	N/A	N/A
X (Twitter) Food Safety	Followers	99	100	↑	N/A	N/A
X (Twitter) SNHDInfo	Followers	9,954	9,869	↓	N/A	N/A
X (Twitter) TuSNHD	Followers	341	332	↓	N/A	N/A
X (Twitter) SoNVTraumaSyst	Followers	121	119	↓	N/A	N/A
Threads SNHD	Followers	948	1,032	↑	N/A	N/A
TikTok @Ez2stop	Views	47	54	↑	N/A	N/A

Social Media Services		May 2025	May 2026		YTD FY25	YTD FY26
TikTok SNHD	Views	225	525	↑	N/A	N/A
YouTube SNHD	Views	167,954	532,012	↑	2,045,220	3,725,609
Note: Facebook, Instagram, Threads, Tiktok and X (Twitter) numbers are not cumulative.						

Appendix B – Finance – Payroll Earnings Summary – April 25, 2026 to May 8, 2026

PAYROLL EARNINGS SUMMARY
April 25, 2026 to May 8, 2026

	Pay Period	Calendar YTD	Fiscal YTD	Budget 2026	Actual to Budget	Incurred Pay Dates to Annual
PUBLIC HEALTH & PREVENTATIVE CARE	\$ 332,853.07	\$ 3,250,118.37	\$ 7,476,843.65	\$ 9,195,237.18	81%	
ENVIRONMENTAL HEALTH	\$ 667,059.91	\$ 6,699,632.17	\$ 15,409,927.59	\$ 17,951,295.42	86%	
COMMUNITY HEALTH	\$ 303,401.61	\$ 3,250,221.08	\$ 7,493,969.86	\$ 9,910,529.22	76%	
DISEASE SURVEILLANCE & CONTROL	\$ 345,285.81	\$ 3,394,981.50	\$ 8,350,548.43	\$ 10,671,639.69	78%	
FQHC	\$ 338,153.34	\$ 3,484,351.80	\$ 8,041,620.94	\$ 11,060,800.45	73%	
ADMINISTRATION W/O ICS-COVID	\$ 641,966.90	\$ 6,648,539.11	\$ 15,061,720.95	\$ 15,657,123.65	96%	
TOTAL	\$ 2,628,720.64	\$ 26,727,844.03	\$ 61,834,631.42	\$ 74,446,625.61	83%	88%

FTE	799		
Regular Pay	\$ 2,330,372.98	\$ 21,523,206.28	\$ 50,082,094.37
Training	\$ 2,621.74	\$ 30,825.59	\$ 100,260.83
Final Payouts	\$ -	\$ 263,624.66	\$ 689,833.77
OT Pay	\$ 25,745.43	\$ 153,181.72	\$ 424,163.09
Leave Pay	\$ 234,243.21	\$ 4,193,057.60	\$ 9,007,878.39
Other Earnings	\$ 35,737.28	\$ 563,948.18	\$ 1,530,400.97
TOTAL	\$ 2,628,720.64	\$ 26,727,844.03	\$ 61,834,631.42

BI-WEEKLY OT/CTE BY DIVISION/DEPARTMENT
April 25, 2026 to May 8, 2026

Overtime Hours and Amounts

Comp Time Hours Earned and Value

ADMINISTRATION

Employee	Project/Grant Charged to	Hours	Amount	Employee	Hours	Value
Ruiz, George		1.00	42.98	Duque, Armando	5.63	230.75
Galaviz, Monica		6.50	465.46	Huerta, Fatima	15.00	323.60
Hall, Steven		0.25	12.49	Ruelas-Villanueva, Francisco	4.50	146.43
Thede, Stacy		9.50	332.95	Arcuri, Steven	0.75	27.74
Arzate, Mario		1.50	51.18	Anguiano, Cristina	2.25	58.19
Urena, Maite		0.25	8.53	Loyer, Tianna	9.00	184.39
Murphy, Melissa		6.25	248.47			
Herrera Ortiz, Maria		3.75	141.68			
De Lisle, Ricky		1.00	38.79			
Total Administration		30.00	1342.53		37.13	971.10

COMMUNITY HEALTH SERVICES

Employee	Project/Grant Charged to	Hours	Amount	Employee	Hours	Value
Thomas, Pamela		4.00	200.38	Alford, Camille	0.38	12.37
O'Toole, Denise		7.50	322.34			
Martinez, Azalia		7.50	283.38			
Chaingan, Carlo		7.00	238.83			
Total Community Health Services		26.00	1044.93		0.38	12.37

FQHC-COMMUNITY HEALTH CLINIC

Employee	Project/Grant Charged to	Hours	Amount	Employee	Hours	Value
Medina, Mirelly		0.50	22.02	Diaz, Michelle	1.50	44.05
Del Rosario, Edna		0.25	12.52	Valdes-Ayala, Beatriz	1.51	43.27
Ortega-Martinez, Itzel		0.75	29.82			
Anderson, Renita		0.25	11.61			
Servando, Maria Cristina		1.50	119.04			
Servando, Maria Cristina	FP_26 NO MILEAGE	0.25	19.84			
Basa, Doris		1.00	35.04			
Petersen, Desiree	FP_26 NO MILEAGE	0.50	23.79			
Total FQHC-Community Health Clinic		5.00	273.68		3.01	87.32

PUBLIC HEALTH & PREVENTIVE CARE

<u>Employee</u>	<u>Project/Grant Charged to</u>	<u>Hours</u>	<u>Amount</u>	<u>Employee</u>	<u>Hours</u>	<u>Value</u>
Stockwell, Paul	NV2EHE25	6.00	257.87	Ellis, Regena	0.75	37.69
Guerrero, Grisly	GSSHC_26	6.00	271.36	Tharayani, Sibyl	0.75	37.69
				McTier, Chika	12.00	572.88
				Caballero, Lorena	12.00	326.76
Total Public Health & Preventative Care		12.00	529.23		25.50	975.01

ENVIRONMENTAL HEALTH

<u>Employee</u>	<u>Project/Grant Charged to</u>	<u>Hours</u>	<u>Amount</u>	<u>Employee</u>	<u>Hours</u>	<u>Value</u>
Brounstein, Jodi		0.75	51.04	Brounstein, Jodi	1.13	51.27
Hall, Nancy		21.75	1639.34	Cavin, Erin	6.75	306.27
Harris, Sheila		5.00	263.67	Santiago, Anthony	11.63	527.69
Daspit, Theresa		1.50	102.09	Robinson, Gary	6.38	289.48
Schamaun, Kris		20.50	1081.05	Johnson, Rabea	7.50	331.42
Franchino, Dominick		14.00	1055.20	McGahen, Ryan	3.00	126.09
Billings, Jacob		4.50	339.17	Feng, Yuzhen	3.00	126.09
Cohen, Valerie		6.50	489.92	Kuehn, Jennifer	1.13	43.95
Penksa, Brian		6.00	408.36	Valadez, Alexis	1.13	40.71
Kelton, Deborah		3.50	238.21	Sabandith, Vetahya	4.50	158.20
Waters, Ainsley		12.00	816.72	Castillo, Christopher Jay	1.50	50.10
Sheffer, Thanh		26.50	1803.57	Edmonds, Alexis	11.25	385.12
Piar, Diane		3.50	238.20	Stewart, Richard	2.63	77.24
Lett, Kendra		12.25	877.22			
Pontius, Kevin		6.00	408.36			
Lucas, Brianna		8.00	517.51			
Hemberger, Adriana		1.50	77.02			
McGahen, Ryan		8.00	504.35			
Hernandez, Stephanie		3.50	226.41			
Walton, Shaunte		1.50	85.33			
Cummins, Veronica		1.25	72.92			
Wills, Jerry		7.25	402.16			
Blackard, Brittanie		6.50	360.56			
Darang, Chase		4.50	243.17			
Rakita, Daniel		5.50	290.04			
McCann, Alexandra		7.50	395.51			
Michel, Guillermo		4.00	210.93			
Calzado, Neil		8.50	448.24			
Wells, Jordan		5.00	263.67			
Brown, Tevin		10.50	553.71			
Sripamong, Jacqueline		3.25	166.89			
Najera, Luisa		8.50	436.47			
Craig, Jill		1.00	51.35			
Wade, Cynthia		3.00	154.05			
Riehle, Joshua		12.00	632.82			
Jufar, Lydia		3.00	154.05			
Bidinger, Joy		7.75	397.96			
Castillo, Christopher Jay		-1.50	-75.14			
Castillo, Christopher Jay	FDILL_25	1.50	75.14			
Gonzalez, Kimberly		5.00	244.05			
Hernandez, Lillian		4.00	185.73			
Herrera, Carlos		15.00	696.47			
Roberts, Jamie		6.25	290.20			
Nwaonumah, Nosa		12.25	568.79			
Hernandez, Abel		10.00	464.32			
Rivera Perez, Alexia		1.25	58.04			
Ramos, Anabel		1.00	45.23			
Gonzalez, Jorge		0.25	11.31			
Thompson, Deshawn		13.00	651.24			
Total Environmental Health		333.75	19672.62		61.53	2513.62

DISEASE SURVEILLANCE & CONTROL

<u>Employee</u>	<u>Project/Grant Charged to</u>	<u>Hours</u>	<u>Amount</u>	<u>Employee</u>	<u>Hours</u>	<u>Value</u>
Shingu, Michele	COSSUP26	8.00	544.48			
Rossi Boudreaux-Thibodeaux, Dustin (T)	HV2PRV25	5.75	391.34			
Ewing, Tabitha	HV2PRV25	12.00	795.42			
Flournoy, Tiffany	HV2PRV25	6.50	420.47			
Alvarez, Jeffrey	HV2PRV25	5.50	224.65			
Washburn, Kacie	HV2PRV25	6.00	264.32			
DiGoregorio, Amanda		4.25	241.76			
Total Disease Surveillance & Control		48.00	2882.44		0.00	0.00
Combined Total		454.75	25745.43		127.55	4559.42

Appendix C – Finance – Payroll Earnings Summary – May 9, 2026 to May 22, 2026

PAYROLL EARNINGS SUMMARY

May 9, 2026 to May 22, 2026

	Pay Period	Calendar YTD	Fiscal YTD	Budget 2026	Actual to Budget	Incurred Pay Dates to Annual
PUBLIC HEALTH & PREVENTATIVE CARE	\$ 328,982.37	\$ 3,582,969.88	\$ 7,809,695.16	\$ 9,195,237.18	85%	
ENVIRONMENTAL HEALTH	\$ 663,942.25	\$ 7,363,574.42	\$ 16,073,869.84	\$ 17,951,295.42	90%	
COMMUNITY HEALTH	\$ 299,930.13	\$ 3,556,114.47	\$ 7,799,863.25	\$ 9,910,529.22	79%	
DISEASE SURVIELLANCE & CONTROL	\$ 343,696.98	\$ 3,738,678.48	\$ 8,694,245.41	\$ 10,671,639.69	81%	
FQHC	\$ 337,523.73	\$ 3,821,875.53	\$ 8,379,144.67	\$ 11,060,800.45	76%	
ADMINISTRATION W/O ICS-COVID	\$ 645,077.28	\$ 7,293,616.39	\$ 15,706,798.23	\$ 15,657,123.65	100%	
TOTAL	\$ 2,619,152.74	\$ 29,356,829.17	\$ 64,463,616.56	\$ 74,446,625.61	87%	92%

FTE	797					
Regular Pay	\$ 2,260,613.89	\$ 23,785,545.17	\$ 52,344,433.26			
Training	\$ 2,531.00	\$ 33,356.59	\$ 102,791.83			
Final Payouts	\$ -	\$ 269,751.85	\$ 695,960.96			
OT Pay	\$ 29,395.75	\$ 182,577.47	\$ 453,558.84			
Leave Pay	\$ 295,428.44	\$ 4,489,918.24	\$ 9,304,739.03			
Other Earnings	\$ 31,183.66	\$ 595,679.85	\$ 1,562,132.64			
TOTAL	\$ 2,619,152.74	\$ 29,356,829.17	\$ 64,463,616.56			

BI-WEEKLY OT/CTE BY DIVISION/DEPARTMENT

May 9, 2026 to May 22, 2026

Overtime Hours and Amounts

Comp Time Hours Earned and Value

ADMINISTRATION

Employee	Project/Grant Charged to	Hours	Amount	Employee	Hours	Value
Cardona, Anthony (Tony)		8.50	404.50	Duque, Armando	9.00	368.88
Ubando, Marjorie		2.00	105.47	Chacon, Yury	15.00	332.56
Galaviz, Monica		14.25	1020.44	Ruelas-Villanueva, Francisco	1.50	48.81
Taitano, Kyomi		2.75	112.32	Anguiano, Cristina	1.13	29.22
Tran, Amy		1.50	94.56			
Thede, Stacy		16.75	587.03			
Urena, Maite		6.25	213.25			
Kuahiwinui-McGuire, Brandon		2.00	71.76			
Ines, Heinrich		1.00	34.12			
Thompson, Christopher		6.00	199.54			
Murphy, Melissa		12.75	520.23			
Herrera Ortiz, Maria		11.00	415.61			
Dawson, Jeffrey		6.00	336.30			
Total Administration		90.75	4115.13		26.63	779.47

COMMUNITY HEALTH SERVICES

Employee	Project/Grant Charged to	Hours	Amount	Employee	Hours	Value
O'Toole, Denise		7.50	322.34	Alford, Camille	1.13	36.77
Chaingan, Carlo		7.00	238.83			
Thomas, Jazmine		3.00	107.63			
Montgomery, Stephanie	PH2HP_26	3.00	142.76			
Total Community Health Services		20.50	811.56		1.13	36.77

FQHC-COMMUNITY HEALTH CLINIC

Employee	Project/Grant Charged to	Hours	Amount	Employee	Hours	Value
Romero, Esther		0.33	15.70	Servando, Maria Cristina	0.38	20.11
Total FQHC-Community Health Clinic		0.33	15.70		0.38	20.11

PUBLIC HEALTH & PREVENTIVE CARE

<u>Employee</u>	<u>Project/Grant Charged to</u>	<u>Hours</u>	<u>Amount</u>	<u>Employee</u>	<u>Hours</u>	<u>Value</u>
Calderon, Aracely		0.50	30.74			
Nagai, Sage		10.00	716.10			
Total Public Health & Preventative Care		10.50	746.84		0.00	0.00

ENVIRONMENTAL HEALTH

<u>Employee</u>	<u>Project/Grant Charged to</u>	<u>Hours</u>	<u>Amount</u>	<u>Employee</u>	<u>Hours</u>	<u>Value</u>
Hall, Nancy		11.50	866.78	MacDavid, Heather	3.00	136.12
Ryu, Richard		8.00	544.47	Johnson, Rabea	10.51	464.43
Archie, Bonnie		3.00	142.76	Hemberger, Adriana	9.75	333.77
Daspit, Theresa		4.75	323.28	Thompson, William B	6.00	252.17
Schamaun, Kris		5.50	290.04	Valadez, Alexis	4.13	148.78
Franchino, Dominick		6.00	452.23	Harris, Raine	22.50	770.25
Diaz, Nathan		13.50	918.80	Schuler, Emalee	5.63	174.27
Penksa, Brian		12.00	816.72	Ramos, Anabel	3.75	113.07
DeHaan, Christian		5.25	395.70	Stewart, Richard	5.25	154.19
Waters, Ainsley		12.00	816.72	David, Anessa	4.50	132.16
Sheffer, Thanh		33.50	2279.98	Williams, VeDarrius	0.38	11.16
Franceschini, Joseph		4.75	323.28	Castro, Alexandra Mia	5.25	154.19
Piar, Diane		6.25	425.37			
Sumera, Erik		9.50	614.54			
Lucas, Brianna		7.25	468.99			
McGahen, Ryan		6.00	378.26			
Begay, Christopher		4.50	225.43			
Nguyen, Linda	PH1EH_23 NO M	4.00	272.24			
Parangan, Christopher		3.25	204.89			
Walton, Shaunte		2.50	142.22			
Cummins, Veronica		9.50	554.20			
Martens, Gary		10.50	597.32			
Wills, Jerry		2.50	138.68			
Darang, Chase		5.50	297.20			
McCann, Alexandra		4.50	237.30			
Michel, Guillermo		3.00	158.20			
Griggs, Zachary		3.60	189.84			
Calzado, Neil		4.00	210.94			
Thein, Kelsey		1.50	79.10			
Wells, Jordan		14.75	777.83			
Brown, Tevin		13.00	685.54			
Sripamong, Jacqueline		3.00	154.05			
Goldstein, Daniel		14.00	738.27			
Craig, Jill		7.00	359.45			
Riehle, Joshua		12.00	632.82			
Ross, Alyssa		10.00	488.10			
Bidinger, Joy		0.50	25.67			
Frillarte, Eugene		5.00	250.48			
Hall, Alyssa		4.25	207.44			
Figueroa, Natalya		2.75	130.87			
Choi, Andrew		5.00	244.05			
Concepcion, Derrell Glen		2.50	125.24			
Hernandez, Lillian		11.00	510.74			
Herrera, Carlos		16.25	754.50			
Roberts, Jamie		2.00	92.86			
Nwaonumah, Nosa		14.25	661.65			
Hernandez, Abel		16.50	766.11			
Flors, Ryan		15.50	719.69			
Thompson, Deshawn		12.25	613.68			
Total Environmental Health		389.10	22304.52		80.65	2844.56

DISEASE SURVEILLANCE & CONTROL

<u>Employee</u>	<u>Project/Grant Charged to</u>	<u>Hours</u>	<u>Amount</u>	<u>Employee</u>	<u>Hours</u>	<u>Value</u>
Shingu, Michele	COSSUP26	3.00	204.18			
Montgomery, Joshua	HV2PRV25	6.00	429.66			
Eddleman, Tabby		0.25	15.76			
Cruz-Nanez, Rebecca	ODTAA_26	6.00	378.26			
Campos-Garcia, Belen		2.50	131.84			
Alvarez, Jeffrey	HV2PRV25	5.50	242.30			
Total Disease Surveillance & Control		23.25	1402.00		0.00	0.00
Combined Total		534.43	29395.75		108.79	3680.91

Appendix D – Finance – Payroll Earnings Summary – May 23, 2026 to June 5, 2026

PAYROLL EARNINGS SUMMARY
May 23, 2026 to June 05, 2026

	Pay Period	Calendar YTD	Fiscal YTD	Budget 2026	Actual to Budget	Incurred Pay Dates to Annual
PUBLIC HEALTH & PREVENTATIVE CARE	\$ 331,440.72	\$ 3,942,662.23	\$ 8,169,387.51	\$ 9,195,237.18	89%	
ENVIRONMENTAL HEALTH	\$ 655,982.96	\$ 8,112,126.78	\$ 16,822,422.20	\$ 17,951,295.42	94%	
COMMUNITY HEALTH	\$ 302,839.11	\$ 3,888,882.66	\$ 8,132,631.44	\$ 9,910,529.22	82%	
DISEASE SURVEILLANCE & CONTROL	\$ 342,848.52	\$ 4,115,397.71	\$ 9,070,964.64	\$ 10,671,639.69	85%	
FQHC	\$ 342,286.48	\$ 4,182,577.64	\$ 8,739,846.78	\$ 11,060,800.45	79%	
ADMINISTRATION W/O ICS-COVID	\$ 656,440.98	\$ 7,998,131.80	\$ 16,411,313.64	\$ 15,657,123.65	105%	
TOTAL	\$ 2,631,838.77	\$ 32,239,778.82	\$ 67,346,566.21	\$ 74,446,625.61	90%	96%

FTE	801					
Regular Pay	\$ 1,977,583.03	\$ 25,763,128.20	\$ 54,322,016.29			
Training	\$ 2,364.10	\$ 35,720.69	\$ 105,155.93			
Final Payouts	\$ -	\$ 269,751.85	\$ 695,960.96			
OT Pay	\$ 12,902.64	\$ 195,480.11	\$ 466,461.48			
Leave Pay	\$ 594,401.20	\$ 5,084,319.44	\$ 9,899,140.23			
Other Earnings	\$ 44,587.80	\$ 891,378.53	\$ 1,857,831.32			
TOTAL	\$ 2,631,838.77	\$ 32,239,778.82	\$ 67,346,566.21			

BI-WEEKLY OT/CTE BY DIVISION/DEPARTMENT
May 23, 2026 to June 05, 2026

Overtime Hours and Amounts

Comp Time Hours Earned and Value

ADMINISTRATION

Employee	Project/Grant Charged to	Hours	Amount	Employee	Hours	Value
Viote, Jorge		3.00	204.18	Tran, Amy	1.50	64.69
Keegan, Dahlia		8.00	443.76	Duque, Armando	3.00	122.96
Ubando, Marjorie		17.00	896.48	Anguiano, Cristina	1.50	38.79
Thede, Stacy		1.00	35.04			
Urena, Maite		4.00	136.48			
Krueth, Maria		9.00	307.07			
Kuahiwinui-McGuire, Brandon		5.00	179.40			
Ines, Heinrich		4.00	136.48			
Murphy, Melissa		7.25	296.12			
Sanabria, Luis		2.00	64.72			
Sterling, Nathan		2.00	64.72			
Herrera Ortiz, Maria		8.25	311.72			
Macalintal, Jane		7.50	290.95			
Total Administration		78.00	3367.12		6.00	226.44

COMMUNITY HEALTH SERVICES

Employee	Project/Grant Charged to	Hours	Amount	Employee	Hours	Value
Alford, Camille		1.00	48.80			
Thomas, Jazmine		3.00	107.63			
Montgomery, Stephanie	PH2HP_26	3.00	142.76			
Total Community Health Services		7.00	299.19		0.00	0.00

FQHC-COMMUNITY HEALTH CLINIC

Employee	Project/Grant Charged to	Hours	Amount	Employee	Hours	Value
Medina, Mirelly		0.25	11.01	Valdes-Ayala, Beatriz	1.51	43.27
Bingham, Julie		-0.38	-27.21	Servando, Maria Cristina	4.14	219.04
Bingham, Julie	FP_26 NO MILEA	0.38	27.21	Bingham, Julie	0.38	18.14
				Dimaya, Katherine	0.60	25.88
Total FQHC-Community Health Clinic		0.25	11.01		6.63	306.32

PUBLIC HEALTH & PREVENTIVE CARE

<u>Employee</u>	<u>Project/Grant Charged to</u>	<u>Hours</u>	<u>Amount</u>	<u>Employee</u>	<u>Hours</u>	<u>Value</u>
Arquette, Jocelyn		0.50	39.68			
Nagai, Sage		11.00	787.71			
Total Public Health & Preventative Care		11.50	827.39		0.00	0.00

ENVIRONMENTAL HEALTH

<u>Employee</u>	<u>Project/Grant Charged to</u>	<u>Hours</u>	<u>Amount</u>	<u>Employee</u>	<u>Hours</u>	<u>Value</u>
Hall, Nancy		15.75	1187.11	Brounstein, Jodi	1.50	68.06
Garcia, Jason		5.00	349.17	Santiago, Anthony	9.38	425.60
O'Malley, Erin		2.00	95.18	Johnson, Rabea	3.00	132.57
Sheffer, Thanh		5.50	374.33	Edmonds, Alexis	8.63	295.43
Piar, Diane		7.50	510.45	Wanene, Edna	0.76	24.11
Lett, Kendra		8.00	572.88	Schuler, Emalee	8.25	255.37
Parangan, Christopher	SHFE1126 NO M	1.00	63.04	David, Anessa	3.75	110.13
Cummins, Veronica		8.25	493.77	Williams, VeDarrius	0.75	22.03
Wills, Jerry		7.00	388.29			
Michel, Guillermo		8.00	421.88			
Jones, Mallory		4.00	210.94			
Wells, Jordan		8.50	448.24			
Craig, Jill		3.25	166.89			
Ahmed, Maryam		2.25	115.54			
Bidinger, Joy		10.75	552.01			
Hall, Alyssa		8.00	390.48			
Hernandez, Lilian		17.50	812.55			
Hernandez, Abel		5.25	243.77			
Gonzalez, Jorge		1.50	67.84			
Thompson, Deshawn		6.50	325.62			
Total Environmental Health		135.50	7789.98		36.02	1333.30

DISEASE SURVEILLANCE & CONTROL

<u>Employee</u>	<u>Project/Grant Charged to</u>	<u>Hours</u>	<u>Amount</u>	<u>Employee</u>	<u>Hours</u>	<u>Value</u>
Flournoy, Tiffany	ODTAA_26	5.50	355.78			
Eddleman, Tabby		4.00	252.17			
Total Disease Surveillance & Control		9.50	607.95		0.00	0.00
Combined Total		241.75	12902.64		48.65	1866.07

Appendix E – Finance – Active Contracts – Up to \$100,000

CONTRACTS REPORT - UP TO \$100,000					
Vendor Name	GL Key Desc	Description	OrigBegin	CurrentEnd	Current Max
Navex Global Inc.	Information Technology	NAVEX Global, Inc. Ethics Point	05/24/19	05/23/27	\$ 34,987.14
UPTODATE INC	FQHC Administration	Subscription, License Agreement	05/01/20	04/30/27	\$ 57,366.08
Shamrock Holdings LLC	Human Resources	PSA, Survey Management	04/19/22	04/18/27	\$ 19,959.50
PITNEY BOWES GLOBAL FINANCIAL SERVICES LLC	Facilities-Warehouse	Equipment Lease	07/01/22	06/30/27	\$ 34,952.40
Lexisnexis Risk Data Management Inc	Acute Communicable Disease Con	Accurint 2022-2023	09/01/22	08/31/26	\$ 48,238.18
Smarty LLC	SB118-Smarty	Master Service Agreement for SaaS	11/14/22	11/15/27	\$ 72,000.00
Red Sail Technologies LLC	FQHC Pharmacy	Red Sail Technologies (QS/1, JM Smith)	05/01/23	02/28/27	\$ 18,970.22
HealthIE Nevada	FQHC Administration	HIE Participation Agreement	02/01/23	02/29/28	\$ 14,330.00
Assured Document Destruction Inc	Legal	Services Agreement	07/01/23	06/30/27	\$ 9,000.00
Red Dawn Intermediate I, Inc	Information Technology	Service Agreement	05/30/23	04/30/26	\$ 68,259.43
VerityStream Inc	Ct Surv Epi Lab-Finance	Master Services Agreement	11/01/23	01/30/28	\$ 17,671.31
Gay & Lesbian Community Ctr	Overdose Data to Action	PSA ODTAB	09/01/23	08/31/26	\$ 88,994.84
Impact Exchange	Overdose Data to Action	PSA ODTAB	09/01/23	08/31/26	\$ 79,455.03
Red Dawn Intermediate I, Inc	Information Technology	IT Equipment Maintenance	11/01/23	10/31/26	\$ 43,674.00
Red Dawn Intermediate I, Inc	Information Technology	IT Equipment Maintenance	11/01/23	10/31/26	\$ 18,225.93
Together We Can	Racial & Ethnic Approach to CH	PSA, REACH	12/30/23	09/29/26	\$ 84,000.00
First Choice Tree Service Inc	Facilities-Maintenance	Landscaping Services Contract	08/01/24	07/31/26	\$ 39,706.80
City Of Mesquite	Facilities-Maintenance-Mesquite	Lease Agreement, Jimmie Hughes	07/01/24	06/30/26	\$ 36,521.28
Nevada Primary Care Association (NVPCA)	FQHC Administration	Software License Agreement	12/01/24	08/31/27	\$ 46,586.00
Keystone Peer Review Organization LLC	Administration	EAP Agreement	07/01/24	06/30/26	\$ 8,939.16
The Medicus Firm Inc	Human Resources	Master Service Agreement	12/10/24	06/09/26	\$ 49,500.00
Masergy Communications Inc.	Information Technology	Master Serv Agreement, First Amend, Serv Ord	07/14/25	07/13/28	\$ 19,820.00
CBRE INC	Facilities-Maintenance	Exclusive Right to Represent	01/06/25	12/31/25	\$ 10,000.00
AL-MAUN (NEIGHBORLY NEEDS) OF LAS VEGAS NV	Ct Surv Epi Lab-CH Health Equi	PSA -PH2HE_25	12/01/24	03/31/26	\$ 14,999.00
DiaSorin Inc	Admin Clinical Lab	Instrument Purchase Liaison XL Analyzer	03/07/25	03/06/30	\$ 90,680.00
B&B REALTY INVESTMENT GROUP LLC	Solid Waste Management	Hearing Officer Agreement, Annette Bradley	03/01/25	02/28/26	\$ 5,000.00
RITA SHAH INFECTIOUS DISEASES PLLC	Tuberculosis	PSA - Pediatric Medical Services, TB Clinic	03/11/25	06/30/27	\$ 33,040.00
KATHLEEN WAIRIMU MD PC	Tuberculosis-Elimination	PSA - Consultant	07/01/25	06/30/26	\$ 38,480.00
EMOCHA MOBILE HEALTH INC	Senate Bill No. 118	Software License	06/01/25	05/31/27	\$ 53,736.00
Young, Christian	EMS & Trauma System	PSA - Medical Director for EMSTS Clinical Care	07/01/25	06/30/26	\$ 49,450.00
701 MEDICAL LLC	Lab Expansion-Boulder City	Parking spaces, S. Martin L King	06/17/25	07/31/26	\$ 13,860.00
Virgen Advertising Corporation	Chronic Disease Prev and Hlth Pr	Sentinel Agreement for Annual Retainer	07/01/25	06/30/26	\$ 45,000.00
MATRIZ, TERRITORIO Y MEMORIA LLC	Maternal Child Health-HSTRT	Professional Doula Services PPHS_25	09/30/25	09/29/26	\$ 8,000.00
Victoria Flores	Maternal Child Health-HSTRT	Professional Doula Services PPHS_25	09/30/25	09/29/26	\$ 6,000.00
Verified First LLC	Human Resources	Background Checks	10/30/25	10/29/26	\$ 34,000.00

CONTRACTS REPORT - UP TO \$100,000					
Vendor Name	GL Key Desc	Description	OrigBegin	CurrentEnd	Current Max
NEUL Capital Holdings LLC	Information Technology	Etherfax OneTouch	08/14/25	08/13/26	\$ 46,024.58
Denver Health & Hospital Auth	NVGF-Tob-Communications	SBOOC25 PSA	07/01/25	06/30/26	\$ 30,000.00
Pills2Me Inc	FQHC Pharmacy	Delivery of Prescriptions to SNCHC Clients	10/30/25	09/29/26	\$ 37,497.00
West Publishing Corporation	Legal	Westlaw Advantage with CoCounsel	10/09/25	10/08/26	\$ 21,408.00
ROSEMAN UNIVERSITY OF HEALTH SCIENCES	Overdose Date to Action	PSA ODTAA	09/01/25	08/31/26	\$ 100,000.00
Nexus Technologies LLC	Information Technology	MSA - HIPPA MOCK AUDIT	04/29/25	04/28/27	\$ 29,500.00
Virgen Advertising Corporation	Chronic Disease Prev and Hlth Pr	PSA PHHSBG26	10/01/25	09/30/26	\$ 59,933.00
ADVANCED TECHNOLOGY LABORATORIES INC	Ntl Ctr EH	Water Panel WQWELL25	12/08/25	08/31/26	\$ 9,290.00
Clark County Coroners Office	Bureau of BHW&P-DSC Epi	Interlocal PSA SUDORS_26	09/01/25	08/31/26	\$ 56,053.00
Clark County Coroners Office	Office of Analytics	NVDRS_26 Interlocal Data Sharing	09/01/25	08/31/26	\$ 15,929.00
Clark County Coroners Office	NV SUID/SDY Case Registry	SUIDA_26 - ILA	09/30/25	09/29/26	\$ 53,062.00
WASHOE COUNTY	NV SUID/SDY Case Registry	PSA SUID_26 objectives	09/30/25	09/29/26	\$ 6,650.00
BROYLES INTERNATIONAL, LLC	Facilities-Maintenance	Architect & Engineer, Parking Lot Remodel	01/29/26	06/30/26	\$ 46,686.00
PALAMERICAN SECURITY INC	Lab Expansion-Clark County	Unarmed Security, Lab Expansion	02/11/25	05/24/26	\$ 85,000.00
City Of Las Vegas	Racial & Ethnic Approach to CH	PSA REACH_25	09/30/25	09/29/26	\$ 50,000.00
Virgen Advertising Corporation	Chronic Disease Prev and Hlth Pr	PSA - HDS04_25	06/30/25	06/29/26	\$ 23,800.00
Collaborative Research, LLC	CC Status-Neutral App	PSA PCCSNA26 Procurement Contractor	02/18/26	06/30/26	\$ 49,900.00
American Medical Response West	Public Health Preparedness	Training Site Service Agreement	03/01/26	02/28/29	\$ 5,124.00
Melton, Henry	Solid Waste Management	Administrative Hearing Officer	04/01/26	03/31/28	\$ 5,000.00
B&B REALTY INVESTMENT GROUP LLC	Solid Waste Management	Hearing Officer on call agreement, Annette Bradley	03/01/26	02/28/27	\$ 5,000.00
Alzheimer's Disease and Related Disorders Association	Ct Surv Epi Lab-CH Health Equi	PH2HE_26 - SA for health equity outreach & educ	04/03/26	11/30/26	\$ 15,000.00
Virgen Advertising Corporation	Ct Surv Epi Lab-CD CDPH	PSA, PH2HP_26	12/01/25	11/30/26	\$ 71,399.00
Research Education Access to Community Health	CH-EH-Alzheimers Assoc	PSA HBI_26	01/28/26	09/29/26	\$ 15,000.00
Axiom Global Inc	Legal	Professional Services Agreement/Engagement	03/23/26	07/27/26	\$ 46,200.00
Virgen Advertising Corporation	NV SUID/SDY Case Registry	SUIDc_25	01/05/26	09/29/26	\$ 29,672.00
Virgen Advertising Corporation	NV SUID/SDY Case Registry	SUIDC_26	01/05/26	09/29/26	\$ 13,328.00
Board Of Regents, Nevada System of Higher Education	Ntl Ctr EH	WQDATA25 (Carryover)	03/01/26	08/31/26	\$ 6,172.90
Hologic Inc	Admin Clinical Lab	Equipment Lease (SNHD-4-LS-15-052)	05/19/15	07/31/26	\$ 100,000.00
Center for Behavioral Health	FQHC Ryan White	Services Agreement	08/14/25	02/28/27	\$ 18,500.00